



US00D957314S

(12) **United States Design Patent**  
**Geng et al.**

(10) **Patent No.:** **US D957,314 S**  
(45) **Date of Patent:** **\*\* Jul. 12, 2022**

(54) **TIRE**  
(71) Applicant: **HEBEI WANDA TYRE CO., LTD.**,  
Hebei (CN)  
(72) Inventors: **Peng Geng**, Tianjin (CN); **Weina Hu**,  
Tianjin (CN)  
(73) Assignee: **HEBEI WANDA TYRE CO., LTD.**,  
Xingtai (CN)

D591,219 S \* 4/2009 Ohigashi ..... D12/544  
D699,664 S \* 2/2014 Lo ..... D12/544  
D733,644 S \* 7/2015 Green ..... D12/604  
D845,878 S \* 4/2019 Geng ..... D12/544  
D880,403 S \* 4/2020 Geng ..... D12/571  
D886,711 S \* 6/2020 Geng ..... D12/544

\* cited by examiner

*Primary Examiner* — John A Voytek

(\*\*) Term: **15 Years**  
(21) Appl. No.: **29/747,025**  
(22) Filed: **Aug. 19, 2020**

(57) **CLAIM**

The ornamental design for a tire, as shown and described.

(30) **Foreign Application Priority Data**

Jul. 30, 2020 (CN) ..... 202030425427.2

(51) **LOC (13) Cl.** ..... **12-15**  
(52) **U.S. Cl.**  
USPC ..... **D12/544**

(58) **Field of Classification Search**  
USPC ..... D12/533-567, 604, 568-578  
CPC ..... Y10T 152/10027; B60C 1/0016; B60C  
11/0306; B60C 11/0302; B60C 3/06;  
B60C 9/17  
See application file for complete search history.

**DESCRIPTION**

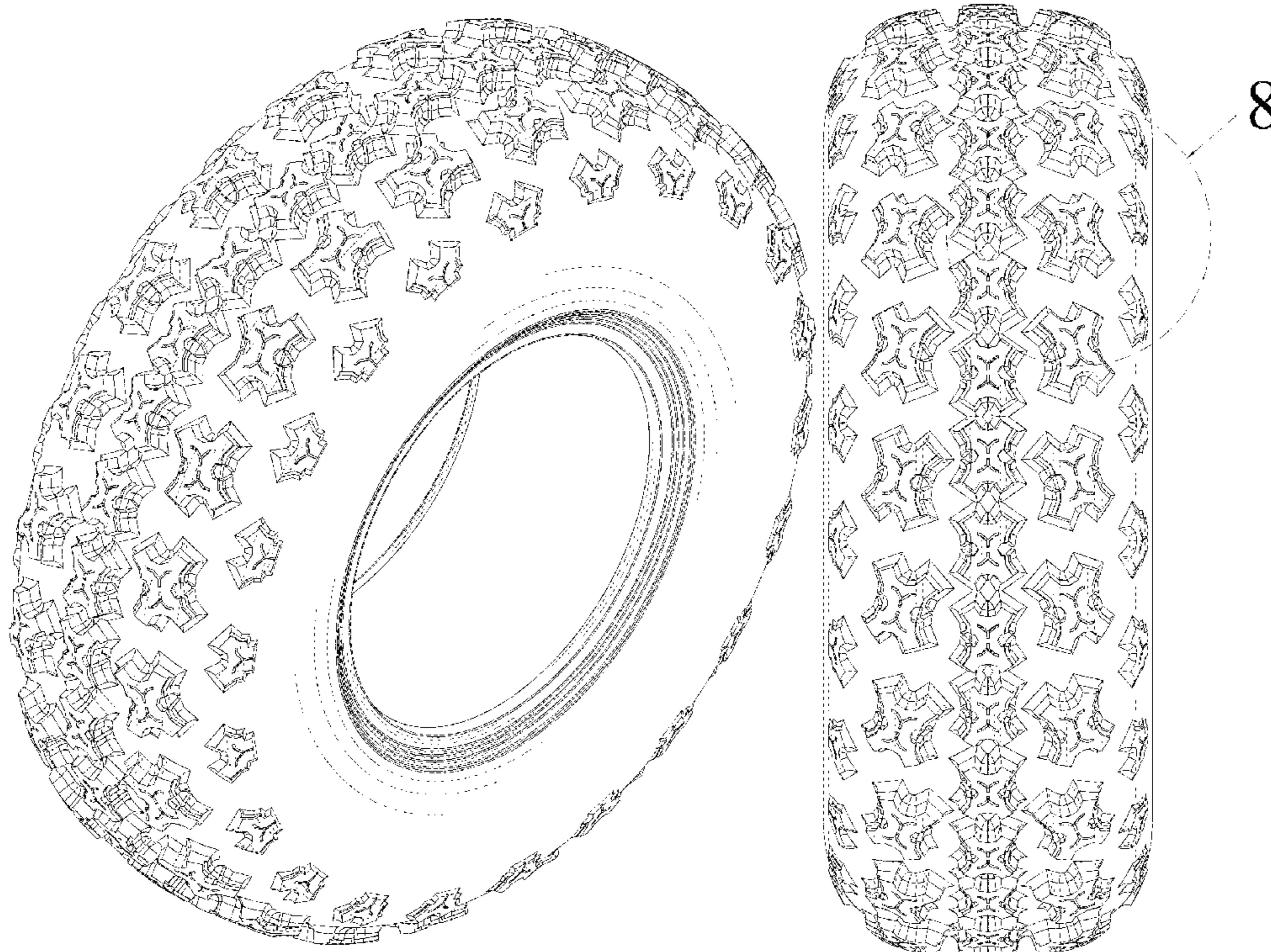
FIG. 1 is a perspective view of a tire showing our new design;  
FIG. 2 is a front elevation view thereof;  
FIG. 3 is a back elevation view thereof;  
FIG. 4 is a left side view thereof;  
FIG. 5 is a right side view thereof;  
FIG. 6 is a top plan view thereof;  
FIG. 7 is a bottom plan view thereof;  
FIG. 8 is a partially enlarged view of FIG. 2 thereof; and,  
FIG. 9 is a partially enlarged view of FIG. 4 thereof.  
The broken lines shown in the drawings are for the purpose of demarcation of the enlarged views depicted in FIGS. 8 and 9, and form no part of the claimed design.

(56) **References Cited**

**U.S. PATENT DOCUMENTS**

D558,133 S \* 12/2007 Gerasimczuk ..... D12/536  
D588,523 S \* 3/2009 Lo ..... D12/544

**1 Claim, 9 Drawing Sheets**



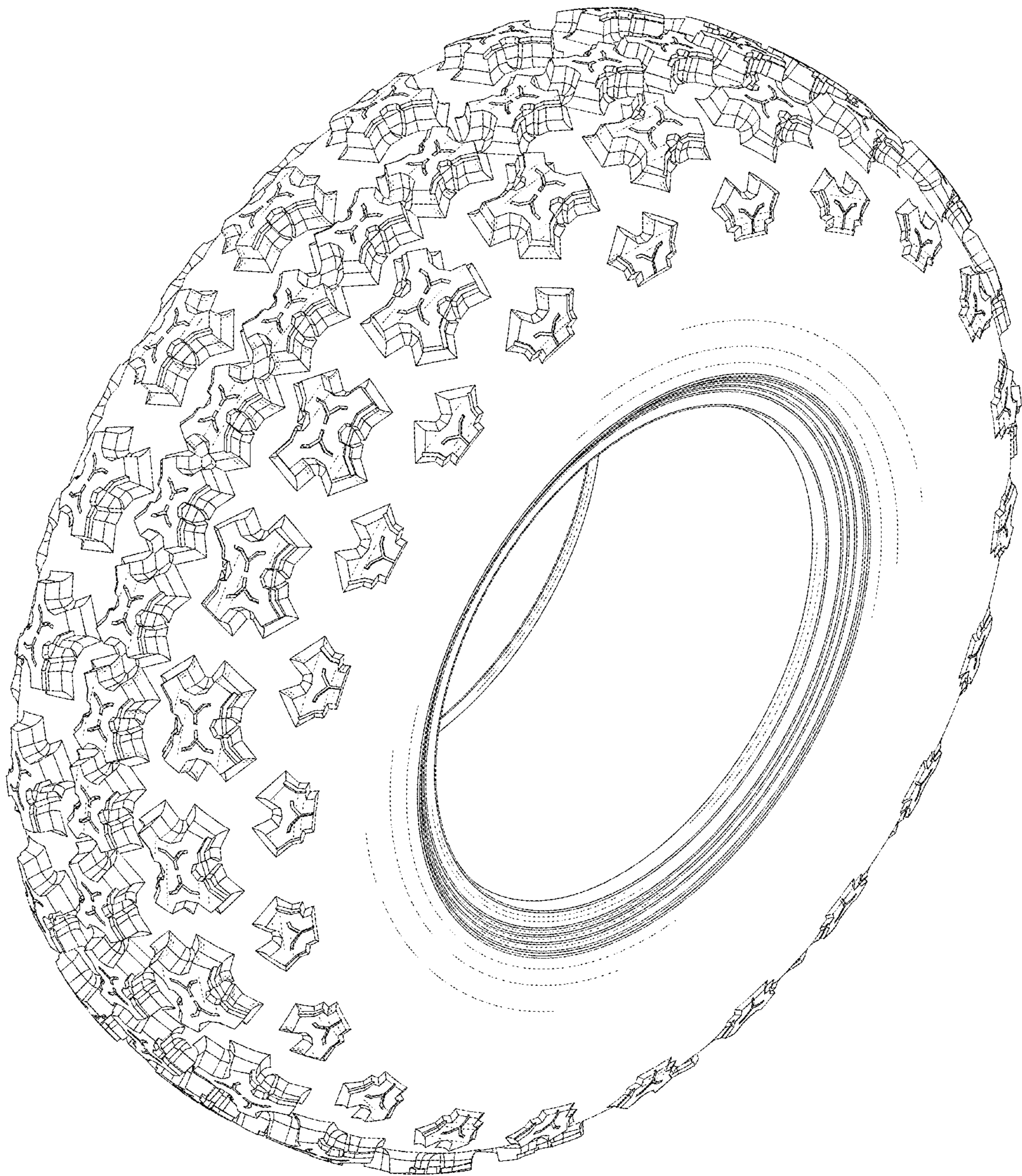


FIG. 1




FIG. 2




FIG. 3




FIG. 4




FIG. 5




FIG. 6




FIG. 7



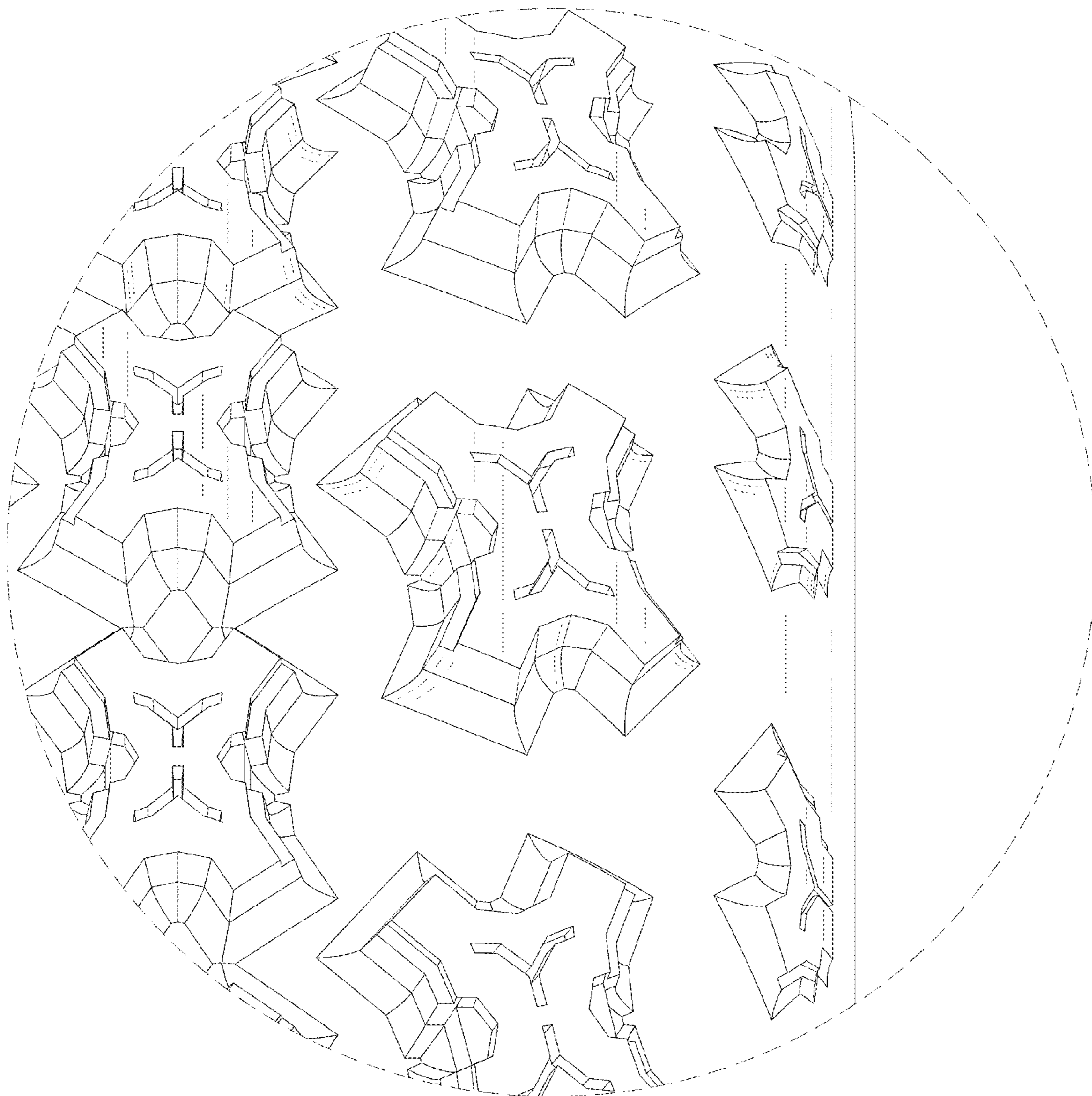


FIG. 8

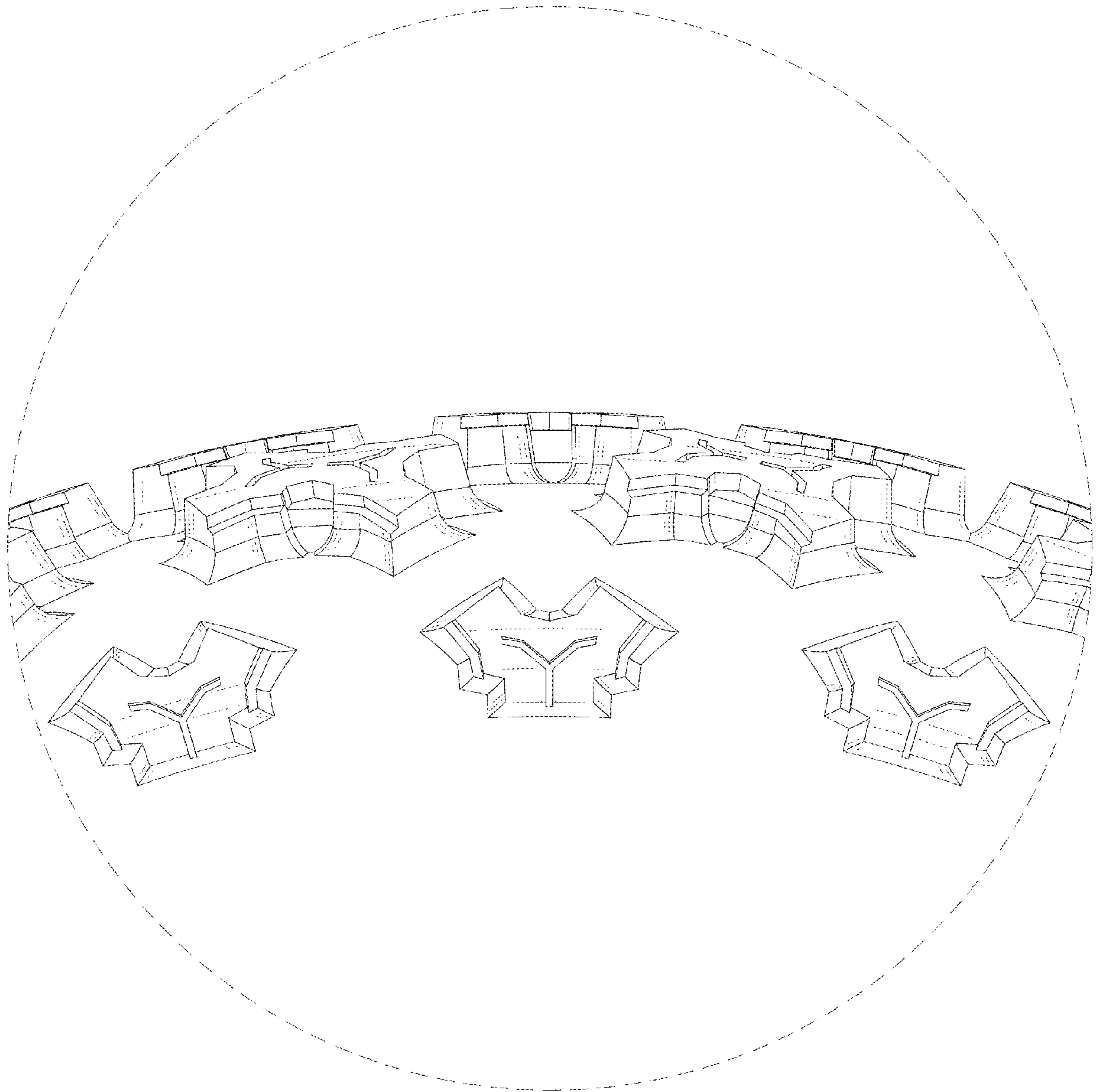


FIG. 9