



US00D957310S

(12) **United States Design Patent**  
**Lin**

(10) **Patent No.:** **US D957,310 S**  
(45) **Date of Patent:** **\*\* Jul. 12, 2022**

(54) **AUTOMOTIVE INTERIOR RECEPTACLE**

(71) Applicant: **Weiyi Lin**, Shenzhen (CN)

(72) Inventor: **Weiyi Lin**, Shenzhen (CN)

(\*\*) Term: **15 Years**

(21) Appl. No.: **29/800,943**

(22) Filed: **Jul. 25, 2021**

(51) **LOC (13) Cl.** ..... **12-16**

(52) **U.S. Cl.**  
USPC ..... **D12/425**

(58) **Field of Classification Search**  
USPC ..... D12/425, 400, 406, 415-420, 424, 426  
CPC ..... B63B 25/00; B63B 7/085; B63B 35/00;  
B63B 17/00; B60R 16/04  
See application file for complete search history.

(56) **References Cited**

**U.S. PATENT DOCUMENTS**

D525,934 S *	8/2006	Panasewicz .....	D6/662
D653,605 S *	2/2012	Stroud .....	D12/425
D744,935 S *	12/2015	Ahn .....	D12/425
D795,789 S *	8/2017	Ehtesham .....	D12/425

D899,333 S	10/2020	Shedlarski	
D916,647 S *	4/2021	Chen .....	D12/425
D922,935 S *	6/2021	Guo .....	D12/425
D935,381 S *	11/2021	Chen .....	D12/425
D940,057 S *	1/2022	Guo .....	D12/425
D942,366 S *	2/2022	Liang .....	D12/425
D943,496 S *	2/2022	Brumby .....	D12/425
D946,494 S *	3/2022	Huang .....	D12/425
D949,773 S *	4/2022	Huang .....	D12/425
D950,476 S *	5/2022	Gan .....	D12/425

\* cited by examiner

*Primary Examiner* — Katrina A Betton


(57) **CLAIM**

The ornamental design for an automotive interior receptacle, as shown and described.

**DESCRIPTION**

FIG. 1 is a perspective view of an automotive interior receptacle showing my new design;  
FIG. 2 is another perspective view thereof;  
FIG. 3 is a front elevational view thereof;  
FIG. 4 is a rear elevational view thereof;  
FIG. 5 is a left side elevational view thereof;  
FIG. 6 is a right side elevational view thereof;  
FIG. 7 is a top plan view thereof; and,  
FIG. 8 is a bottom plan view thereof.

**1 Claim, 8 Drawing Sheets**



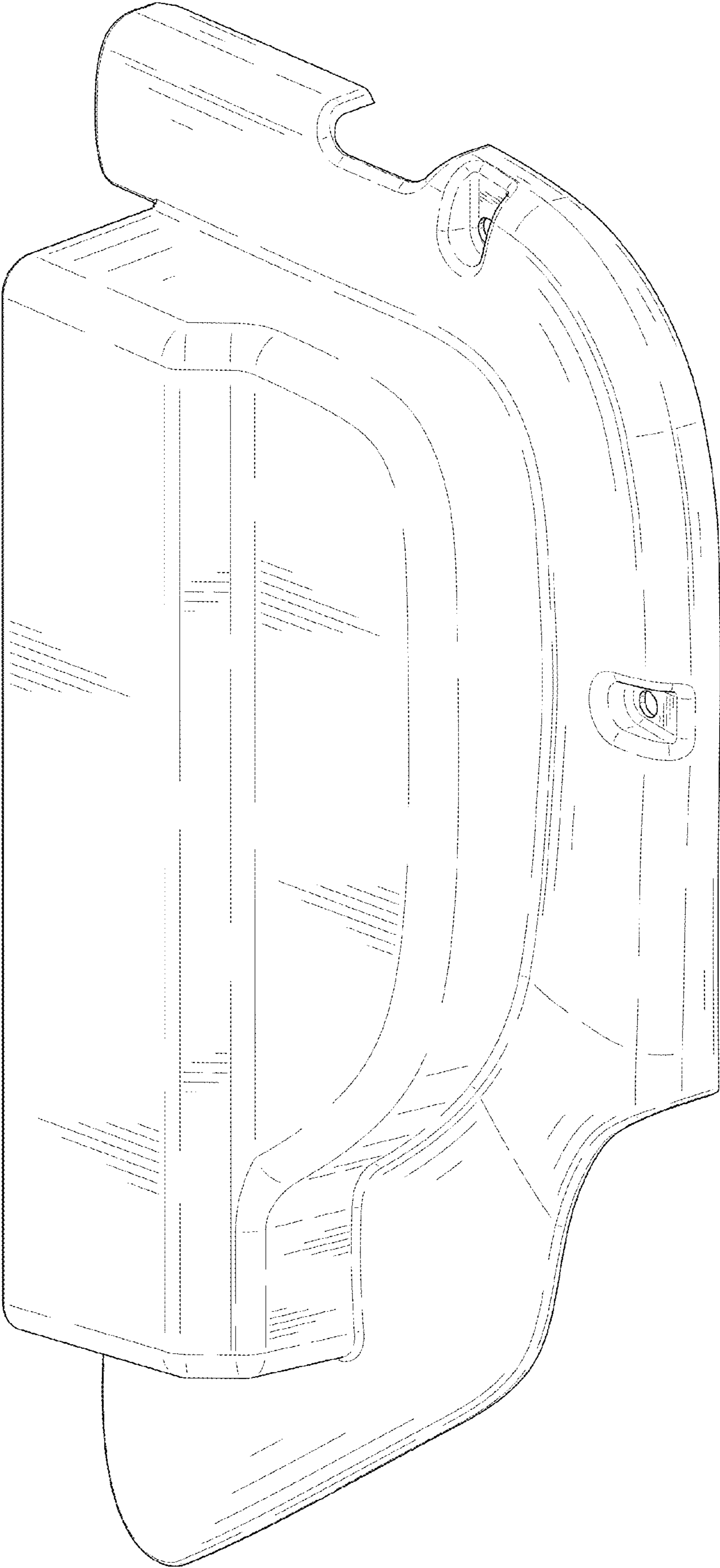


FIG. 1




FIG. 2

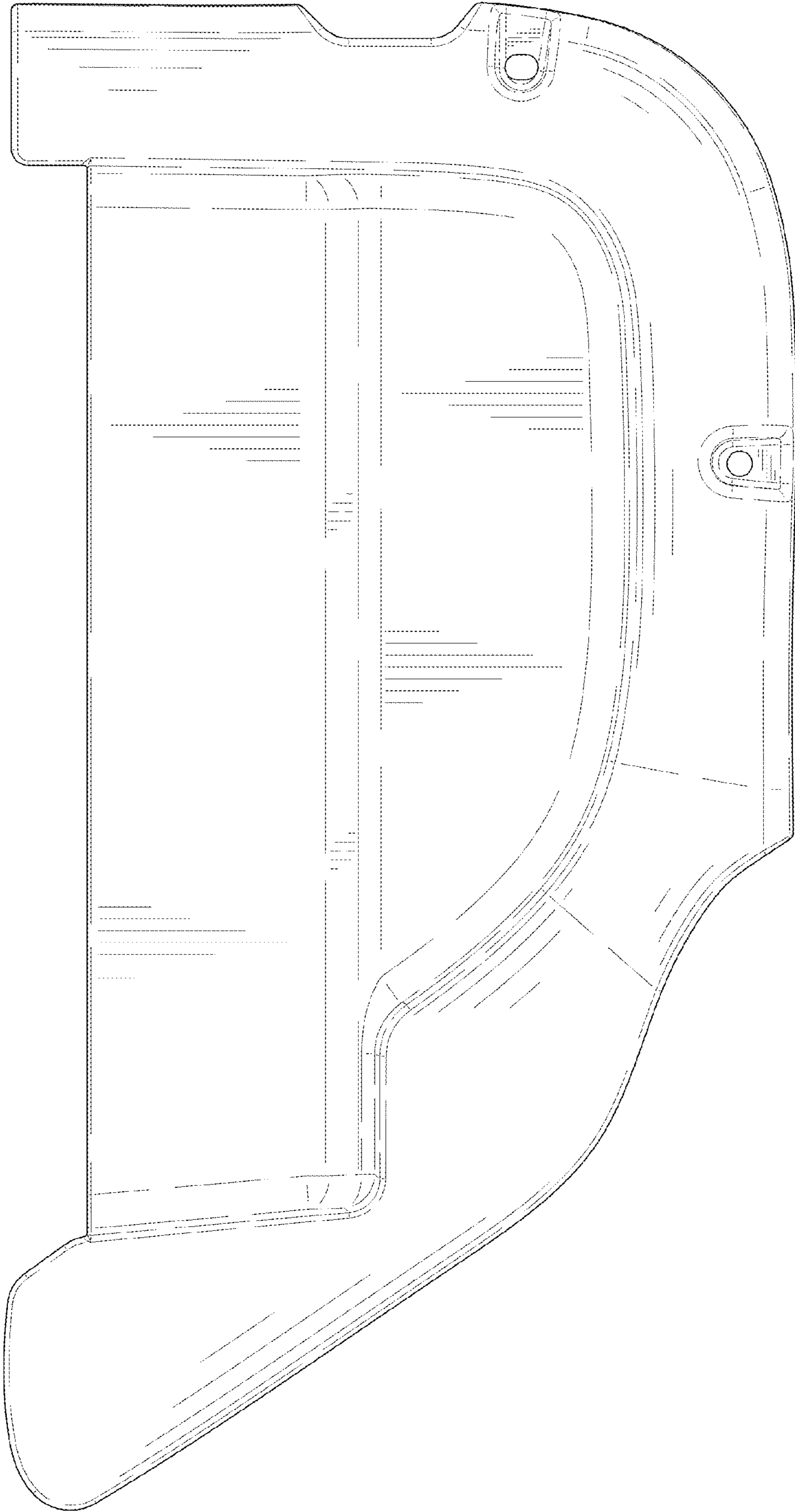


FIG. 3






FIG. 4

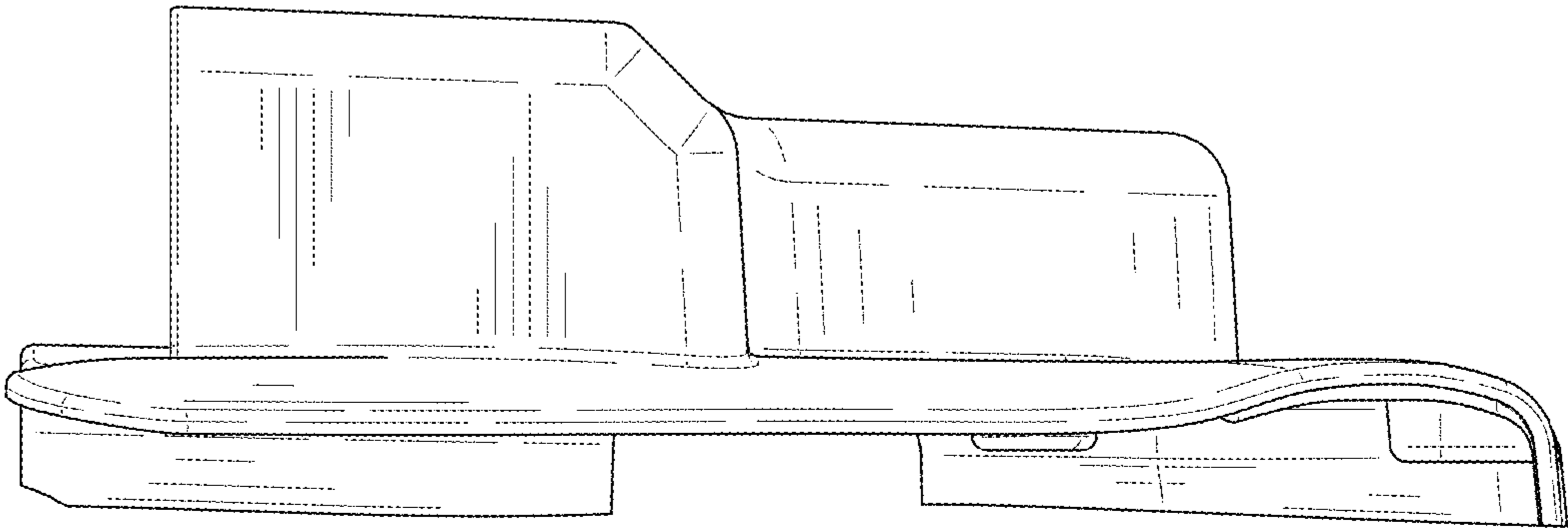


FIG. 5

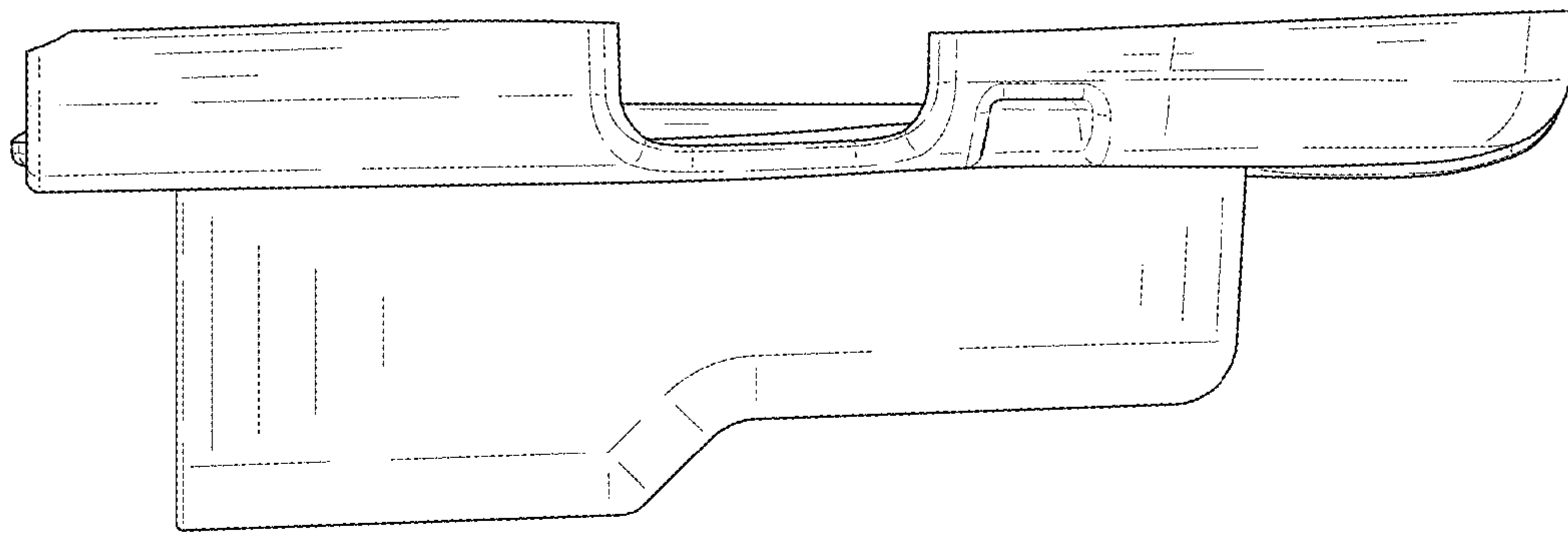


FIG. 6

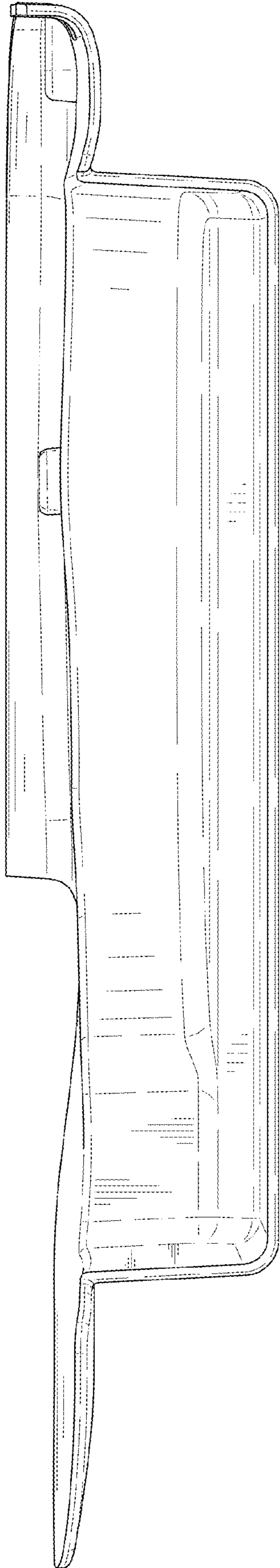


FIG. 7



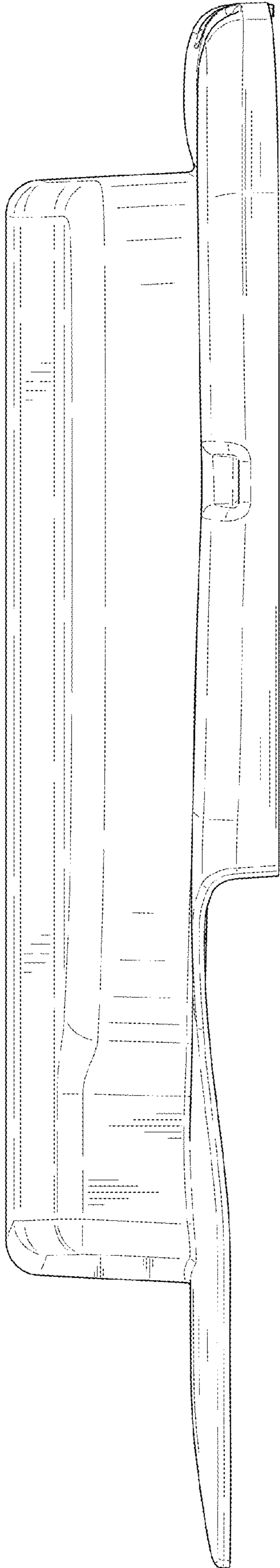


FIG. 8