



US00D957305S

(12) **United States Design Patent** (10) **Patent No.:** **US D957,305 S**
Anderson et al. (45) **Date of Patent:** **** Jul. 12, 2022**

(54) **SAFETY RAIL FOR A MARINE VESSEL**
(71) Applicant: **Brunswick Corporation**, Mettawa, IL (US)
(72) Inventors: **Kevin R. Anderson**, Fond du Lac, WI (US); **Scott G. Ahlswede**, Plymouth, WI (US); **Miles F. Gathright**, New Smyrna Beach, FL (US)
(73) Assignee: **Brunswick Corporation**, Mettawa, IL (US)

D335,353 S * 5/1993 Baker D25/38.1
D337,257 S 7/1993 Danieli
5,284,444 A 2/1994 Raynes
D353,467 S * 12/1994 Raynes D25/125
D361,153 S 8/1995 Fernandes
D375,599 S 11/1996 Hirano et al.

(Continued)

FOREIGN PATENT DOCUMENTS

GB 2383777 7/2003
KR 10-1443781 3/2014

OTHER PUBLICATIONS

Office Action issued in Corresponding U.S. Appl. No. 29/753,823 dated Mar. 22, 2022.

Primary Examiner — Cynthia M. Chin
(74) *Attorney, Agent, or Firm* — Andrus Intellectual Property Law, LLP

(**) Term: **15 Years**
(21) Appl. No.: **29/753,821**
(22) Filed: **Oct. 2, 2020**

Related U.S. Application Data

(63) Continuation of application No. 29/648,354, filed on May 21, 2018, now Pat. No. Des. 902,318.
(51) **LOC (13) Cl.** **12-06**
(52) **U.S. Cl.**
USPC **D12/317; D25/38.1**
(58) **Field of Classification Search**
USPC D12/317, 318; D25/38.1, 39, 41.1, 124
CPC B63B 1/12; B63B 1/121; B63B 1/125;
B63B 17/02; B63B 17/026; B63B 17/04
See application file for complete search history.

(57) **CLAIM**

The ornamental design for a safety rail for a marine vessel, as shown and described.

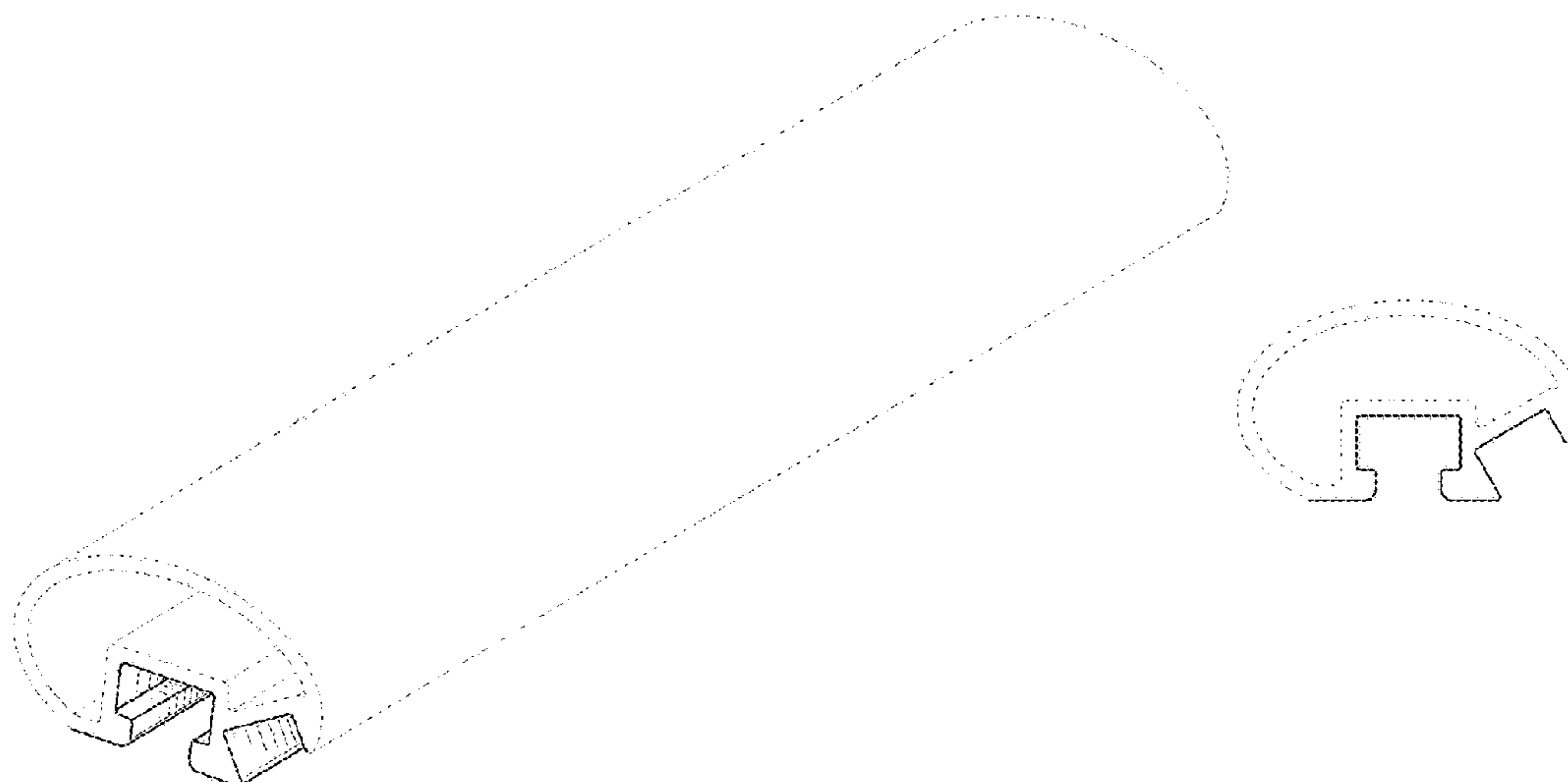
DESCRIPTION

FIG. 1 is a front perspective view of a safety rail for a marine vessel.
FIG. 2 is a front view thereof.
FIG. 3 is a rear view thereof.
FIG. 4 is an end view thereof.
FIG. 5 is an opposite end view thereof.
FIG. 6 is a top view thereof; and,
FIG. 7 is a bottom view thereof.
The broken lines are for the purpose of illustrating portions of the safety rail that form no part of the claim. The dash-dot broken lines immediately adjacent the shaded areas represent the bounds of the claim. None of the broken lines form a part of the claimed design.

(56) **References Cited**
U.S. PATENT DOCUMENTS

3,991,981 A 11/1976 Wu
4,102,529 A 7/1978 Neblung et al.
D258,279 S * 2/1981 Moore D12/302
D269,910 S 7/1983 Johansson
4,475,840 A 10/1984 Schmitt et al.
4,920,717 A 5/1990 Hopper, Jr.
5,008,310 A 4/1991 Beshay
D324,645 S 3/1992 Magro et al.
5,200,240 A * 4/1993 Baker E04F 11/1853
428/34.1

1 Claim, 4 Drawing Sheets



(56)

References Cited

U.S. PATENT DOCUMENTS

D378,432 S	3/1997	Raynes	D759,887 S	6/2016	Seehof et al.
D379,535 S	5/1997	Dallaire et al.	D764,378 S	8/2016	Conrad
5,649,688 A	7/1997	Baker	D764,379 S	8/2016	Conrad
D389,460 S *	1/1998	Wei-Hong D13/155	D764,380 S	8/2016	Conrad
5,706,753 A	1/1998	Menne et al.	D768,050 S	10/2016	Conrad
5,779,228 A	7/1998	Hansen	D806,267 S	12/2017	Madden
D412,584 S	8/1999	Shrira	D818,186 S	5/2018	Trzesniowski
6,554,446 B1	4/2003	Walsh et al.	D845,210 S	4/2019	Wilkes
D489,830 S	5/2004	Barnett	10,300,833 B2 *	5/2019	Alexander B60J 7/104
6,796,101 B2	9/2004	Chen	D876,001 S	2/2020	Sugiyama et al.
6,901,875 B1	6/2005	Beal et al.	D876,670 S *	2/2020	Devitt D25/41.1
D509,906 S *	9/2005	Enersen D25/38.1	D877,933 S	3/2020	Devitt
7,017,320 B2	3/2006	Chen	D877,934 S *	3/2020	Devitt D25/41.1
D551,775 S *	9/2007	McGuinness D25/135	D879,879 S	3/2020	Morgan
D558,569 S	1/2008	Hanley	D886,491 S	6/2020	Huang
D560,819 S	1/2008	Thelwell	D902,318 S *	11/2020	Anderson D21/317
7,347,606 B1	3/2008	Patten	10,914,076 B1 *	2/2021	Santini E04F 11/1802
D605,314 S	12/2009	Polston	D922,615 S *	6/2021	Springborn D25/38.1
D613,420 S	4/2010	Matheisl et al.	D932,092 S	9/2021	Trzesniowski
8,356,802 B2	1/2013	Reich	11,242,981 B2	2/2022	Collado et al.
8,567,333 B2	10/2013	Berman et al.	2008/0289294 A1	11/2008	Harrison et al.
D720,477 S	12/2014	Ross	2009/0255702 A1	10/2009	Mitchell
8,905,570 B2	12/2014	Hartman	2010/0078614 A1	4/2010	Graber
8,944,414 B2	2/2015	Sprague	2010/0108969 A1	5/2010	Platt
9,068,361 B2	6/2015	Quinn	2010/0237309 A1	9/2010	Ferris et al.
D751,243 S	3/2016	Seehof et al.	2011/0017969 A1	1/2011	Reich
D759,886 S	6/2016	Seehof et al.	2011/0042637 A1	2/2011	Howard et al.
			2014/0332743 A1	11/2014	Walker
			2015/0152616 A1	6/2015	Taylor

* cited by examiner

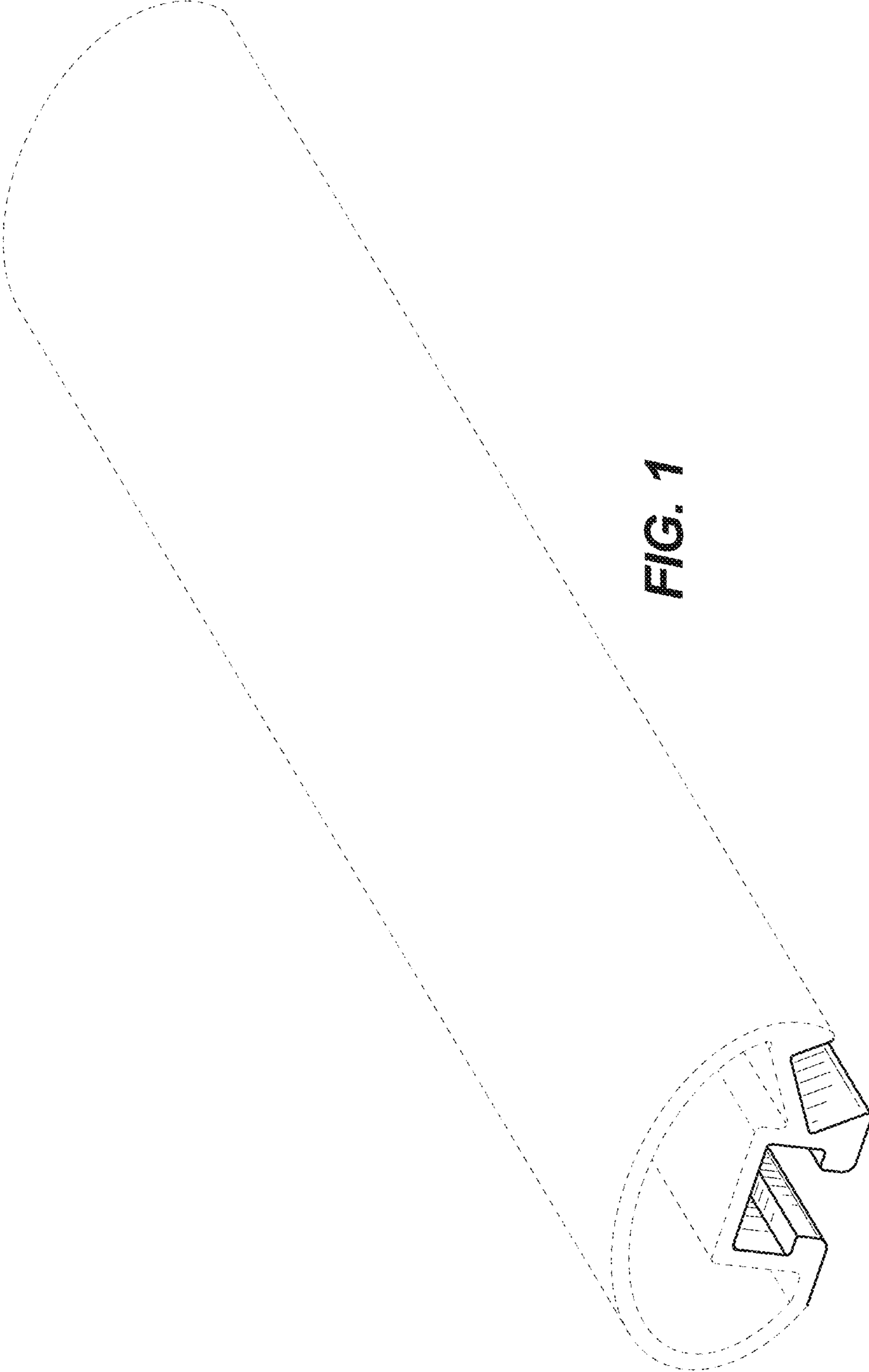


FIG. 1

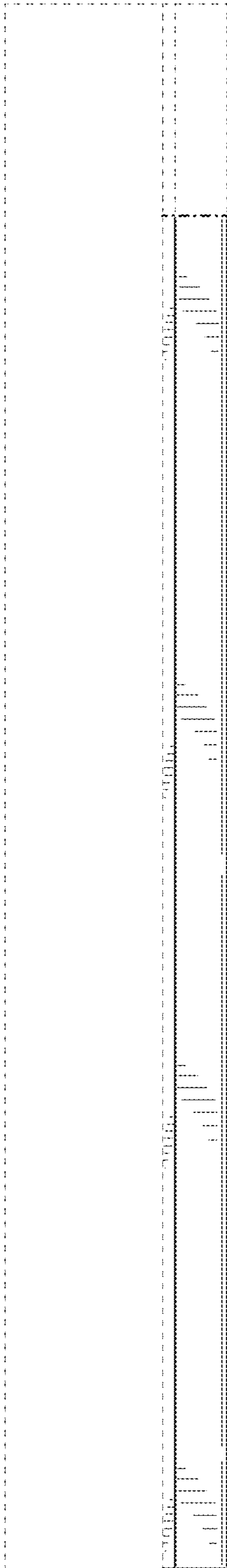


FIG. 2




FIG. 3

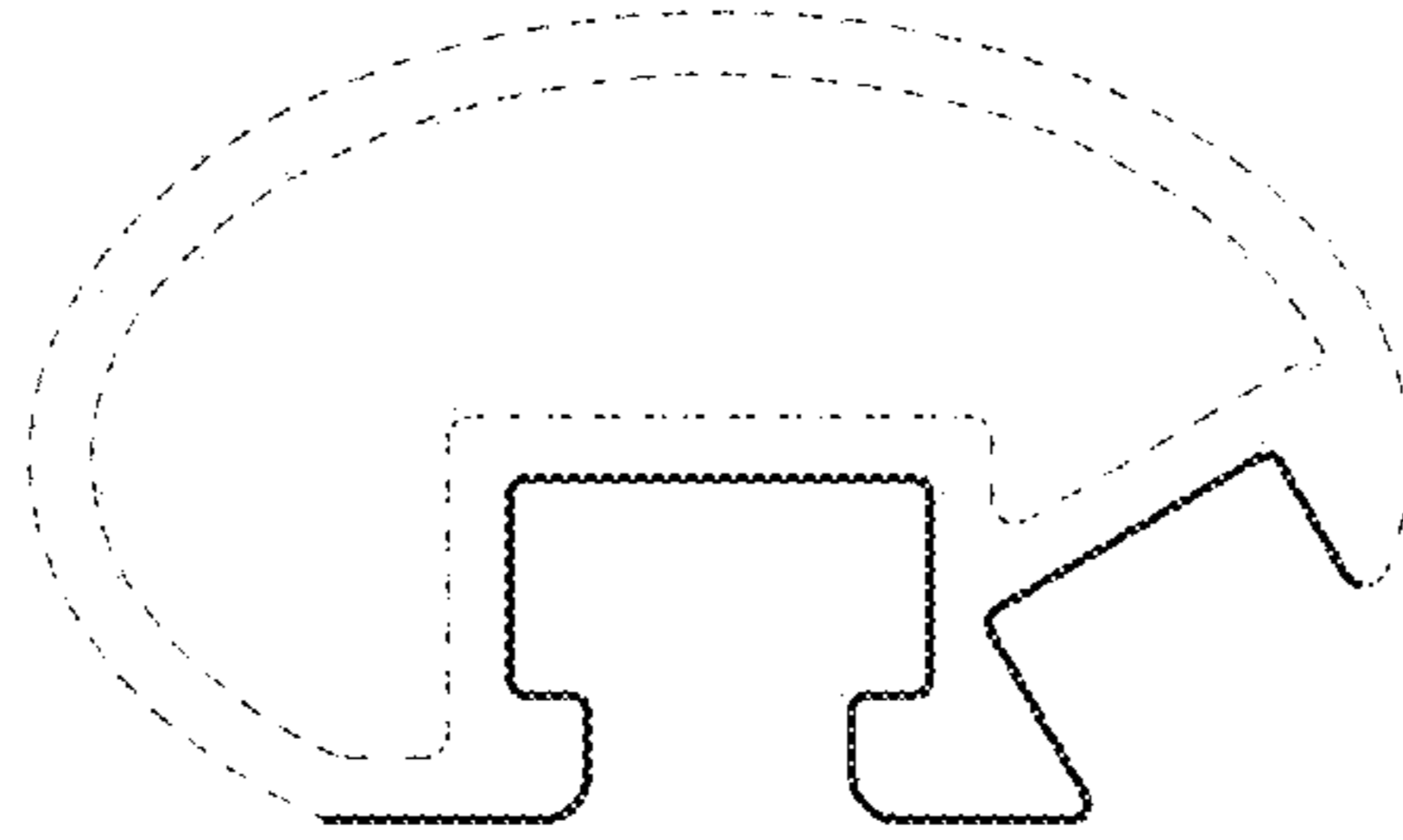


FIG. 4

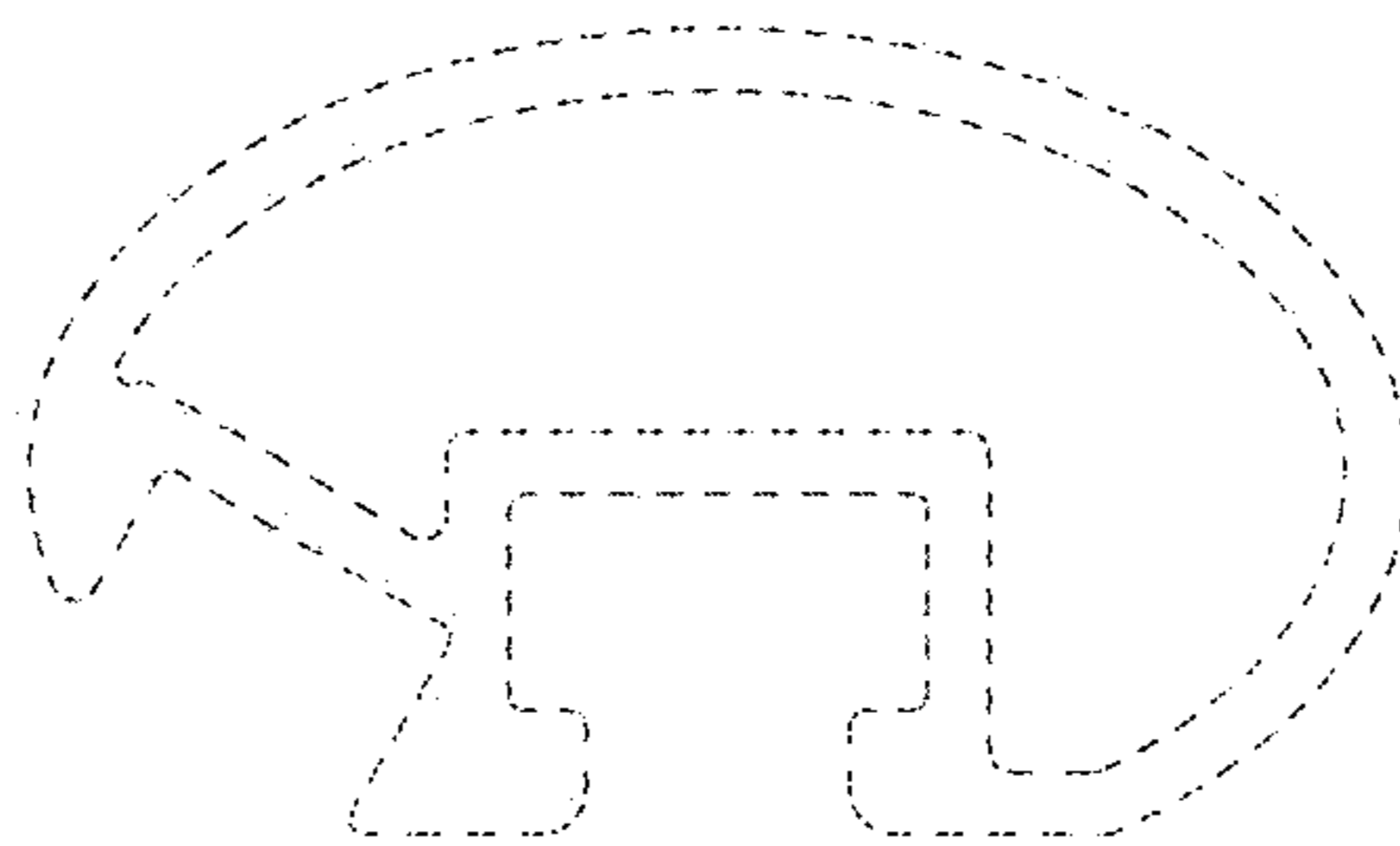


FIG. 5




FIG. 6

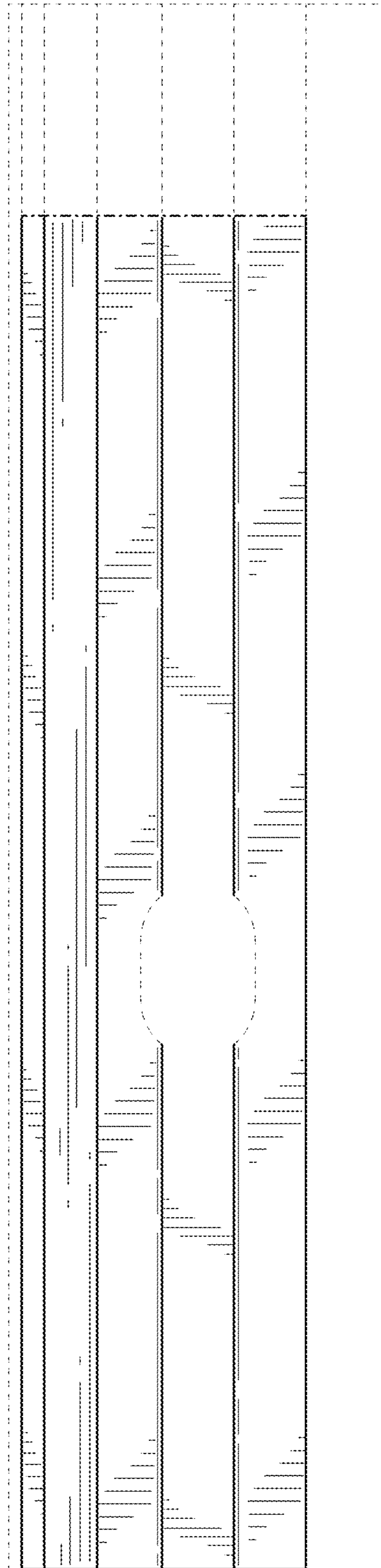


FIG. 7