



US00D957286S

(12) **United States Design Patent**  
**Wemmer**

(10) **Patent No.:** **US D957,286 S**  
(45) **Date of Patent:** **\*\* Jul. 12, 2022**

- (54) **BELT BUCKLE**
- (71) Applicant: **Best Made Designs, L.L.C.**, Monahans, TX (US)
- (72) Inventor: **Jeffrey M. Wemmer**, Monahans, TX (US)
- (73) Assignee: **BEST MADE DESIGNS, L.L.C.**, Monahans, TX (US)
- (\*\*) Term: **15 Years**
- (21) Appl. No.: **29/718,589**
- (22) Filed: **Dec. 26, 2019**
- (51) **LOC (13) Cl.** ..... **02-07**
- (52) **U.S. Cl.**  
USPC ..... **D11/218**
- (58) **Field of Classification Search**  
USPC ..... D2/624-629, 631, 633, 636, 638, 639, D2/640, 859, 894; D11/218; D24/128, D24/155, 167, 190; D29/101.1, 101.3; D3/224, 226; D30/139, 152  
CPC .... A41F 3/02; A41F 5/00; A41F 9/002; A41F 9/005; A41F 9/025; A44B 11/10; A44B 11/18; A45F 2003/006; A61F 5/028; A01K 27/001  
See application file for complete search history.

D340,678 S	10/1993	Wakabayashi	
D347,601 S *	6/1994	Anscher	D11/218
D375,920 S *	11/1996	Anscher	D11/218
D386,110 S	11/1997	Hetrick et al.	
D421,578 S *	3/2000	Anscher	D11/218
D427,547 S *	7/2000	Yoshiguchi	D11/218
D446,473 S *	8/2001	Chung	D11/218
D467,838 S *	12/2002	Yoshiguchi	D11/218
D471,132 S	3/2003	Murata	
D520,908 S	5/2006	Haymond	
D536,280 S	2/2007	Wemmer	
D645,782 S *	9/2011	Nykoluk	D11/218
D703,100 S *	4/2014	Saitsu	A44B 11/04 D11/218
D741,148 S *	10/2015	Liu	A44B 11/266 D8/356
D816,545 S *	5/2018	Kelleghan	D11/218
D840,870 S *	2/2019	Koreishi	D11/218
D856,845 S *	8/2019	Ishii	D11/218
2008/0078069 A1 *	4/2008	Pontaoe	A44B 11/266 24/200

\* cited by examiner

*Primary Examiner* — Kevin K Rudzinski  
*Assistant Examiner* — Clare Ann Gannon

(57) **CLAIM**

The ornamental design for a belt buckle, as shown.

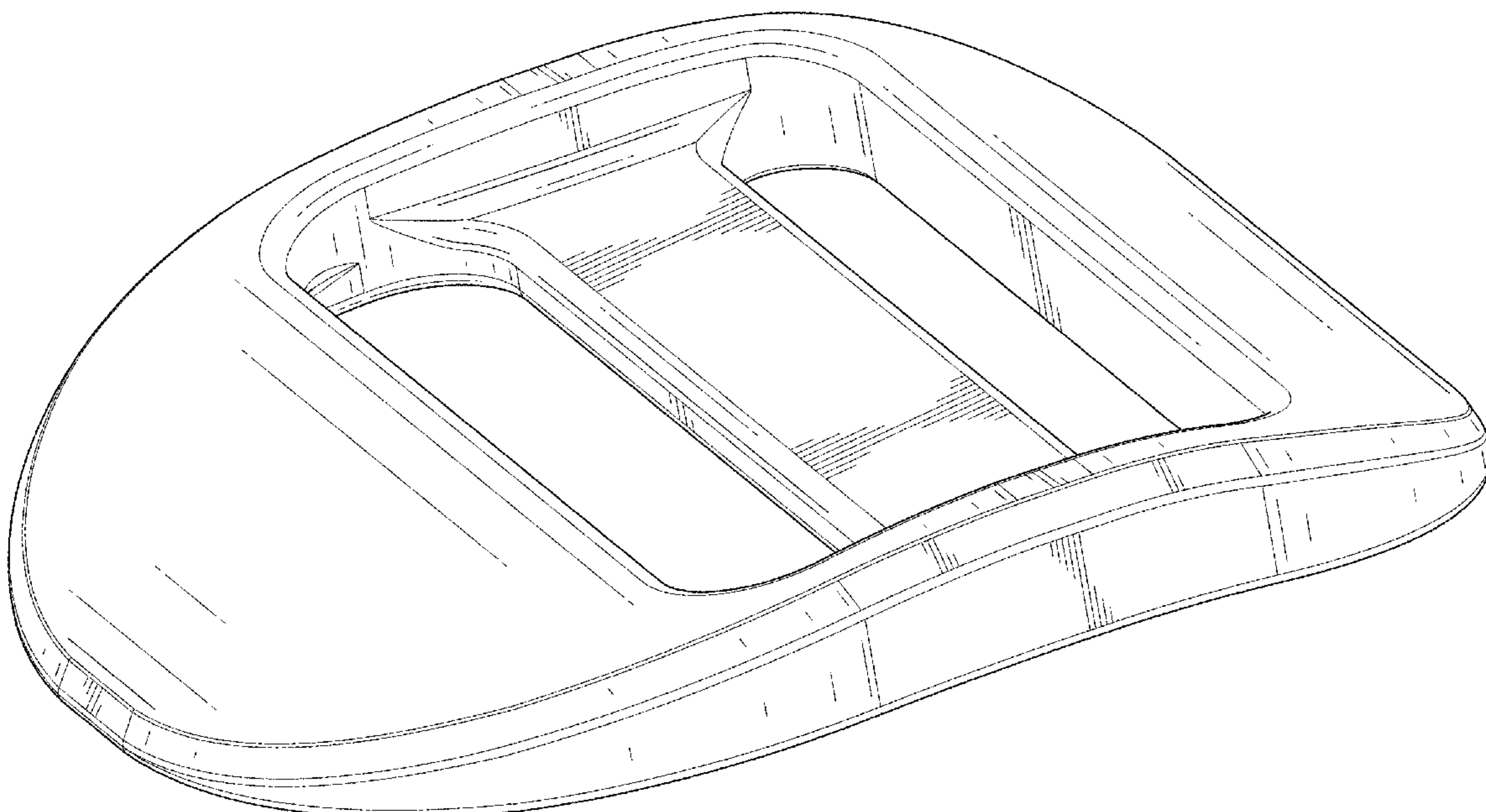
**DESCRIPTION**

FIG. 1 is a front upper perspective view of a belt buckle in accordance with one embodiment of the design; FIG. 2 is a front elevation view of thereof; FIG. 3 is a rear elevation view of thereof; FIG. 4 is a left side view thereof; FIG. 5 is a right side view thereof; FIG. 6 is a top view thereof; and FIG. 7 is a bottom view thereof; and, FIG. 8 is a rear lower perspective view thereof.

**1 Claim, 5 Drawing Sheets**

(56) **References Cited**  
U.S. PATENT DOCUMENTS

D132,679 S *	6/1942	White	D11/218
2,334,462 A *	11/1943	White	A44B 11/10 24/194
4,171,555 A *	10/1979	Bakker	A44B 11/04 24/200
D328,045 S	7/1992	Matoba	



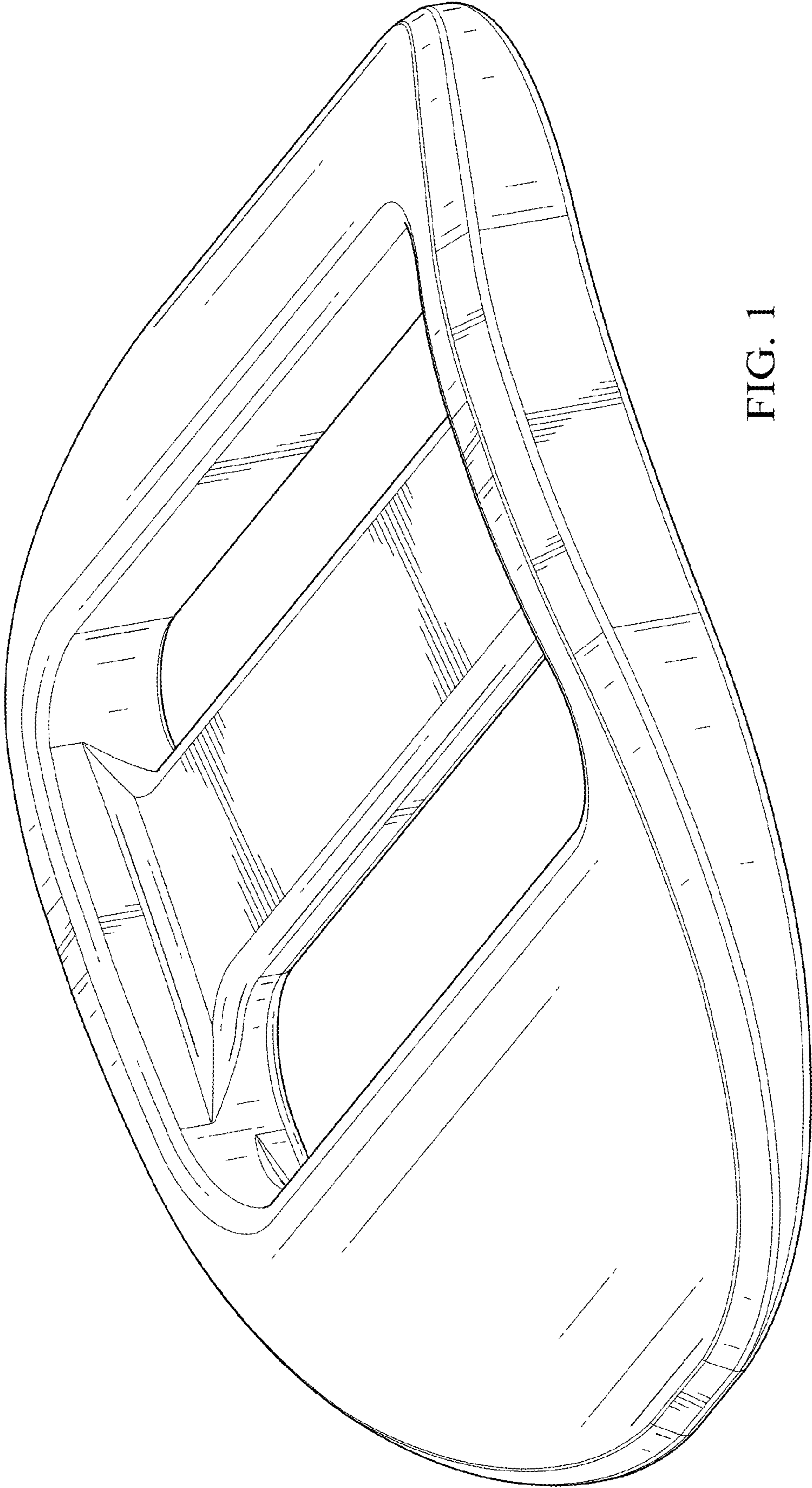


FIG. 1

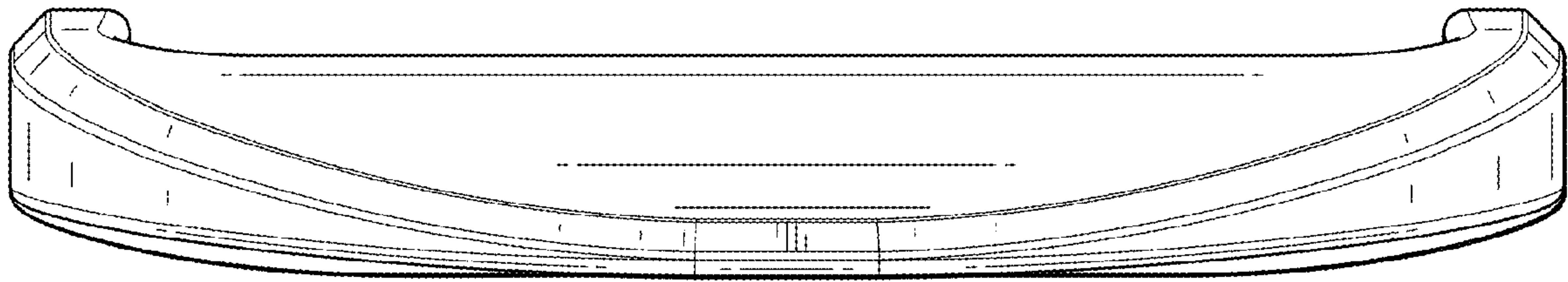


FIG. 2

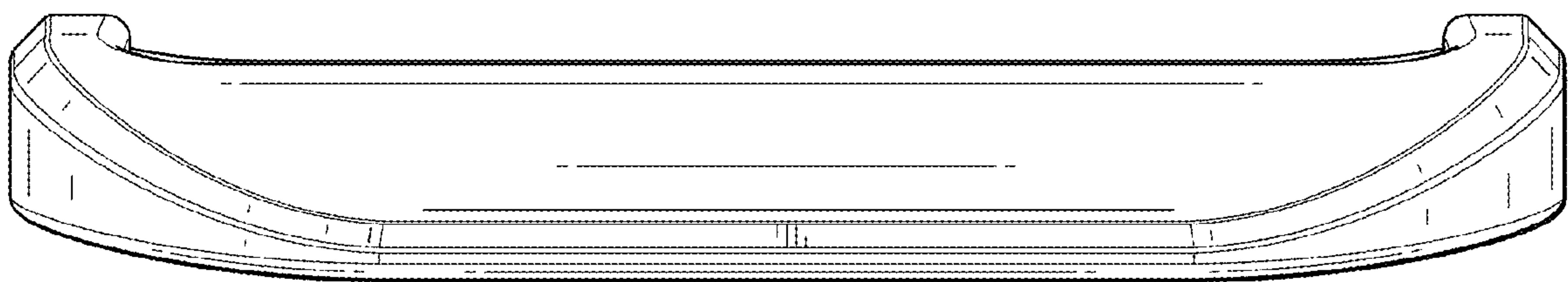


FIG. 3

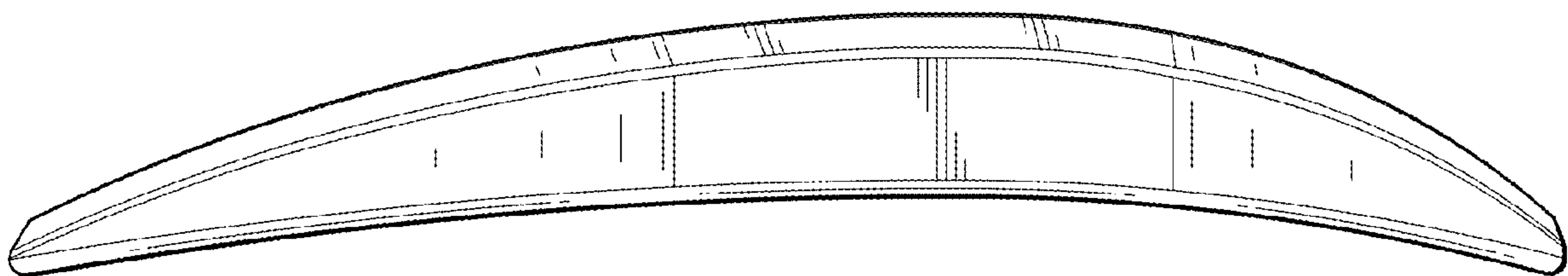


FIG. 4

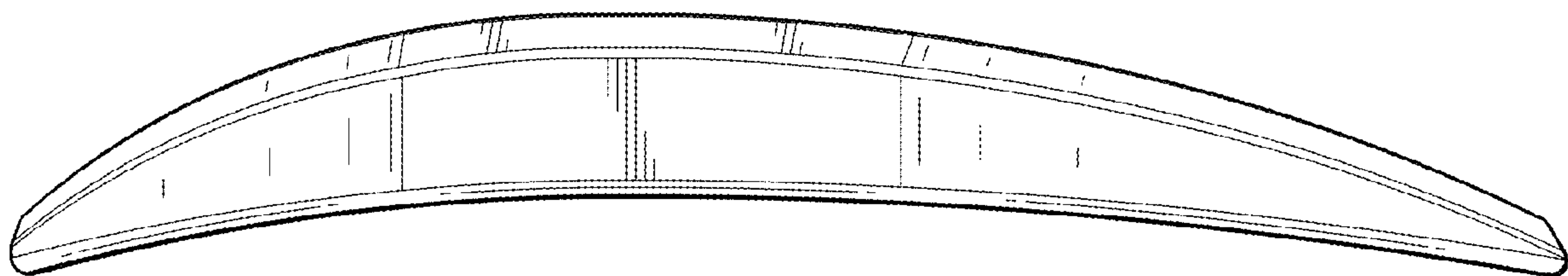


FIG. 5



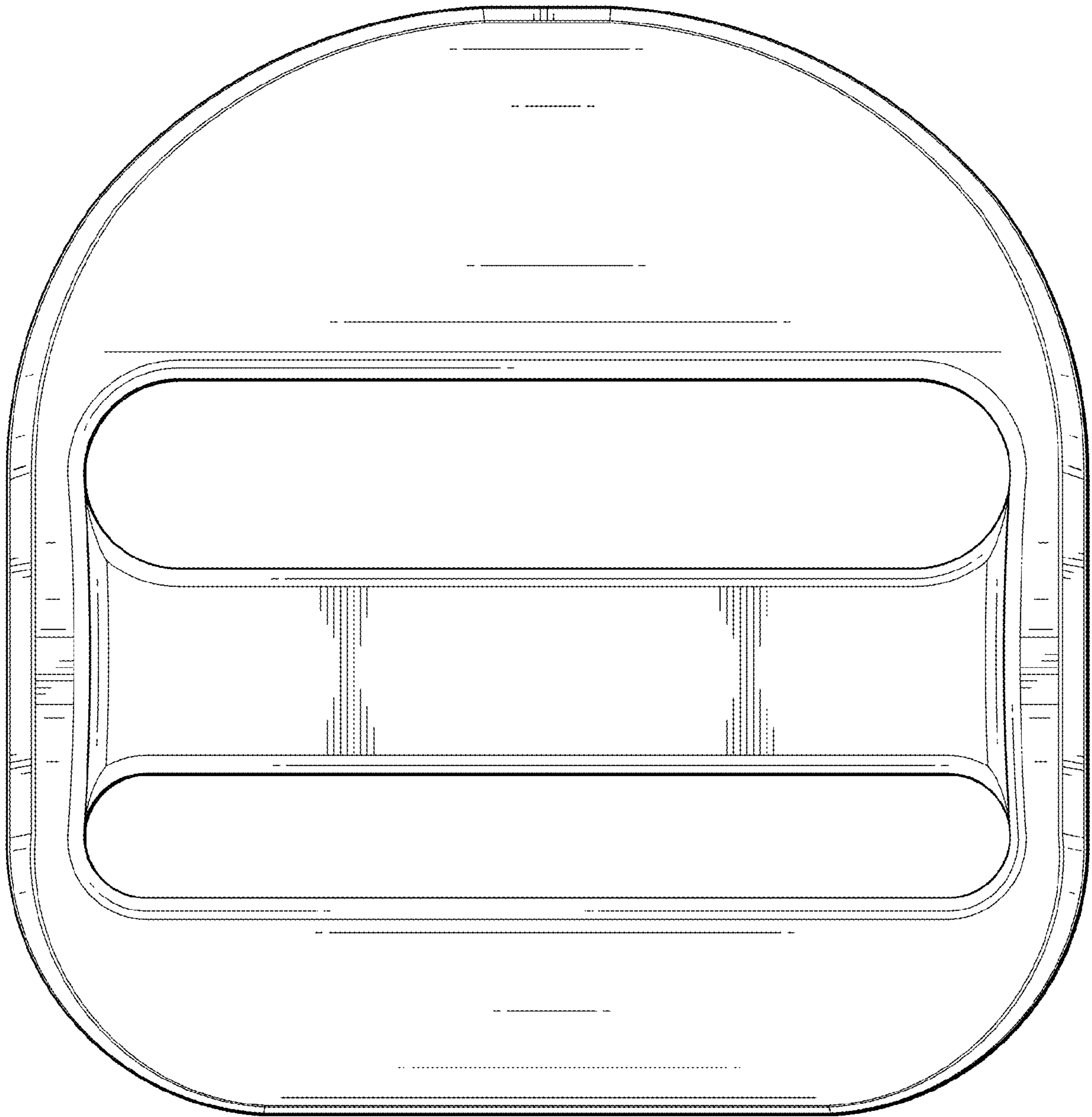


FIG. 6




FIG. 7

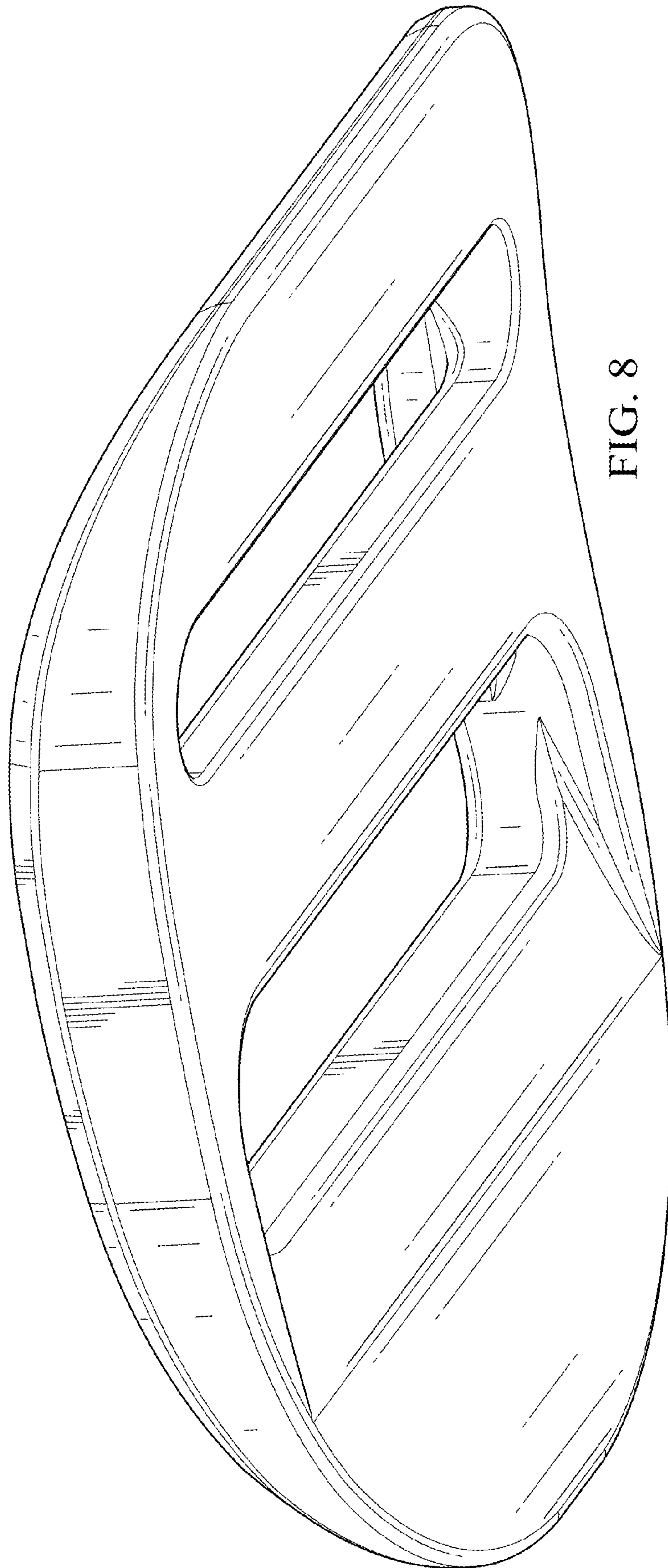


FIG. 8