



US00D957283S

(12) **United States Design Patent**  
**Mo**

(10) **Patent No.:** **US D957,283 S**

(45) **Date of Patent:** **\*\* Jul. 12, 2022**

- (54) **RING**
- (71) Applicant: **Chunyan Mo**, Yiwu (CN)
- (72) Inventor: **Chunyan Mo**, Yiwu (CN)
- (\*\*) Term: **15 Years**
- (21) Appl. No.: **29/795,279**
- (22) Filed: **Jun. 17, 2021**
- (51) **LOC (13) Cl.** ..... **11-01**
- (52) **U.S. Cl.**  
USPC ..... **D11/34**
- (58) **Field of Classification Search**  
USPC ..... D11/1, 2, 3, 26-39, 91, 92  
CPC ..... A44C 1/00; A44C 9/00; A44C 9/0007;  
A44C 9/0015; A44C 9/0023; A44C  
9/003; A44C 9/0038; A44C 9/0046; A44C  
9/0053; A44C 9/0061; A44C 9/0069;  
A44C 9/0076; A44C 9/0092; A44C 9/02  
See application file for complete search history.

(56) **References Cited**

**U.S. PATENT DOCUMENTS**

- D64,849 S \* 6/1924 Granat ..... 63/15
- D67,567 S \* 6/1925 Alterton ..... 63/15
- 1,687,020 A \* 10/1928 Herzog ..... A44C 9/00  
63/15
- D163,067 S \* 4/1951 Redmond ..... D11/26
- D180,624 S \* 7/1957 Souter ..... D10/62

- D258,642 S \* 3/1981 Bartkowski ..... D11/26
- 5,036,682 A \* 8/1991 Kennedy ..... A44C 17/02  
63/26
- D506,157 S 6/2005 Hardy
- D537,011 S 2/2007 Doughty
- D669,811 S \* 10/2012 Hustik ..... D11/26
- D710,740 S \* 8/2014 Schmidt ..... D11/26
- D737,715 S \* 9/2015 Coin ..... D11/3
- D747,659 S \* 1/2016 Coin ..... D11/3
- D747,660 S \* 1/2016 Coin ..... D11/3
- D814,330 S \* 4/2018 Zylka ..... D11/26
- D820,714 S \* 6/2018 Zylka ..... D11/26

\* cited by examiner

*Primary Examiner* — Melanie Pellegrini

(74) *Attorney, Agent, or Firm* — Georgi Korobanov

(57) **CLAIM**

The ornamental design for a ring, as shown and described.

**DESCRIPTION**

FIG. 1 is a perspective view of a ring showing my new design;

FIG. 2 is a front view thereof;

FIG. 3 is a rear view thereof;

FIG. 4 is a left side view thereof;

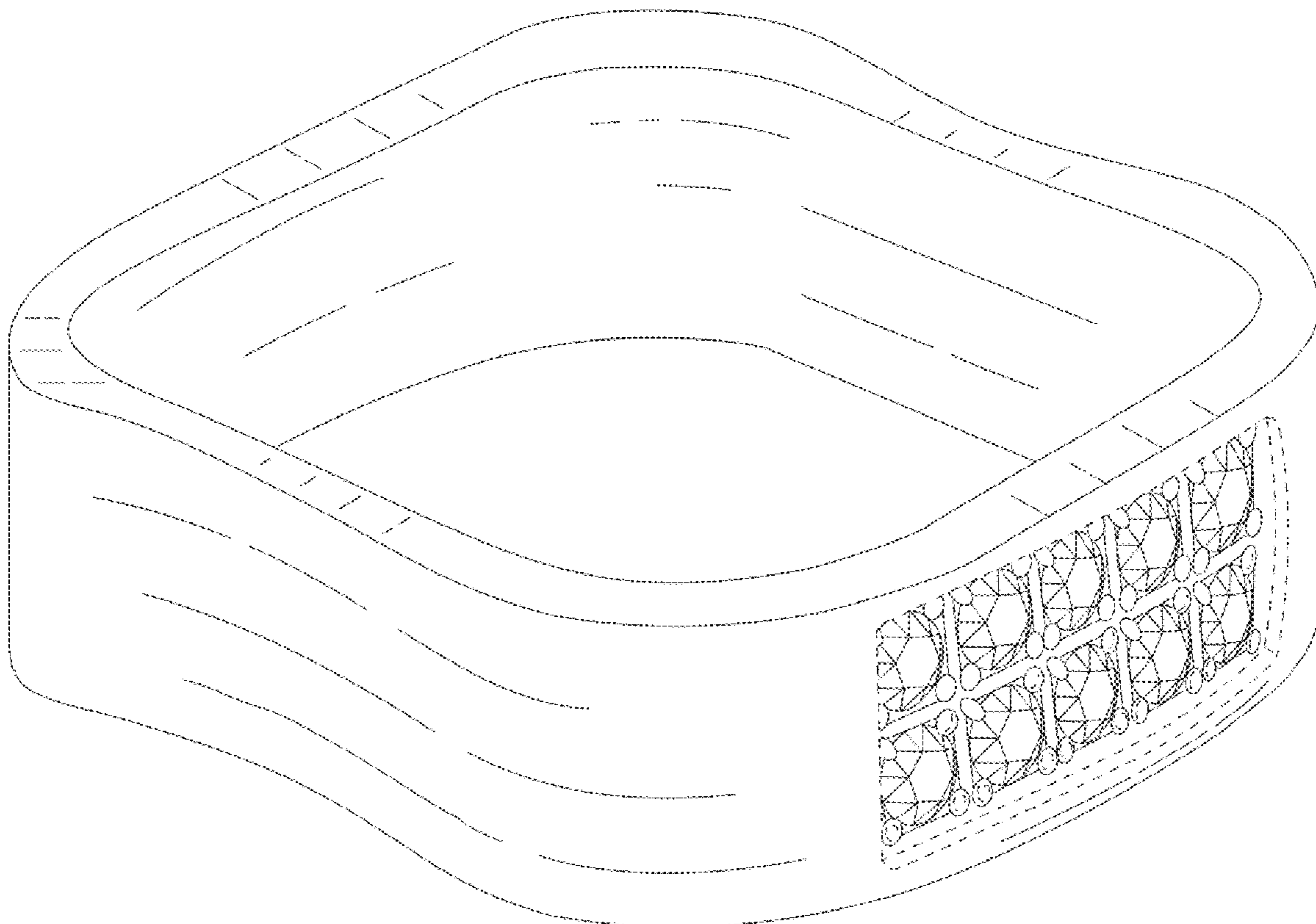
FIG. 5 is a right side view thereof;

FIG. 6 is a top plan view thereof; and,

FIG. 7 is a bottom plan view thereof.

The broken lines shown in the drawings represent portions of the ring which form no part of the claimed design.

**1 Claim, 7 Drawing Sheets**



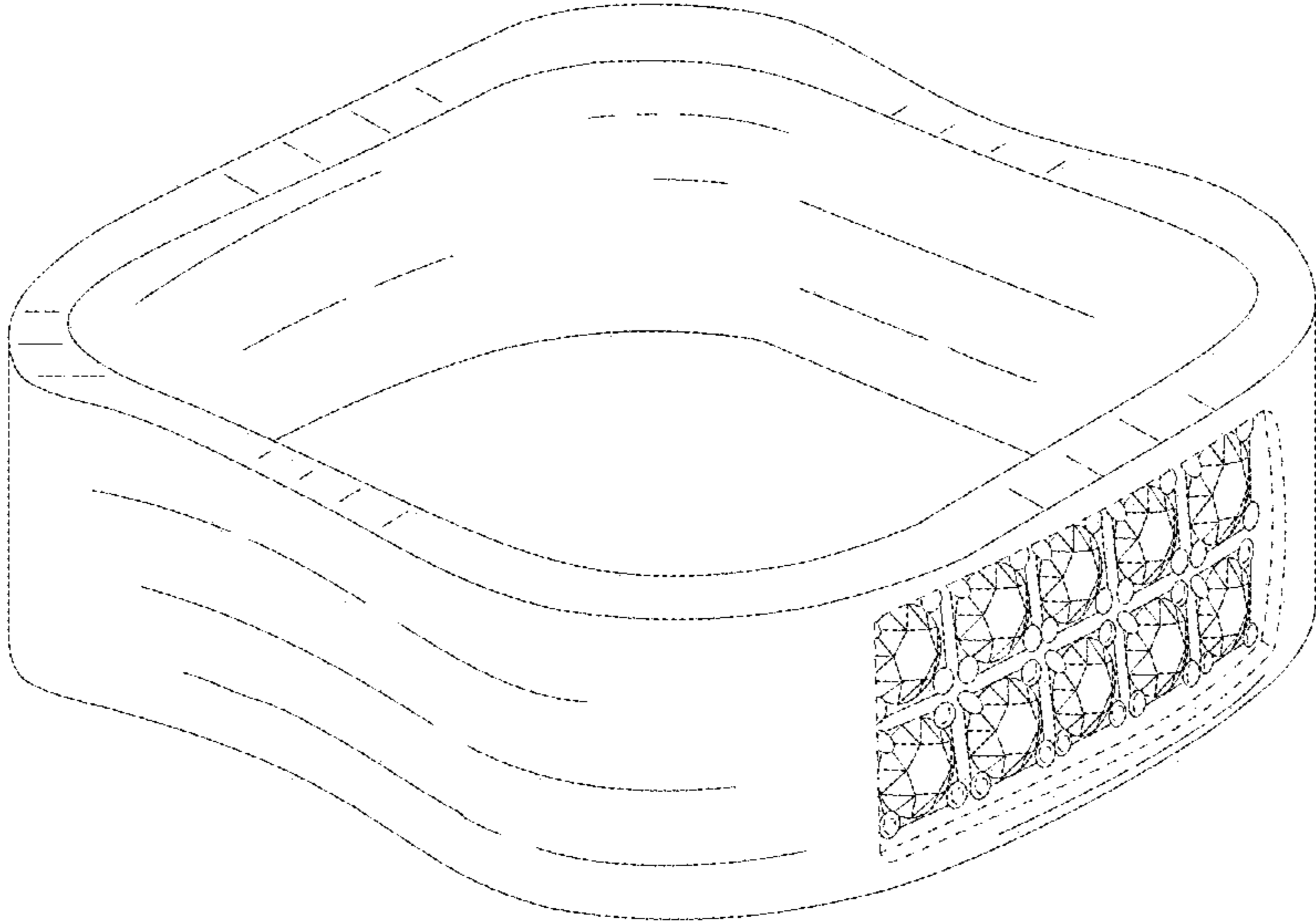


FIG.1

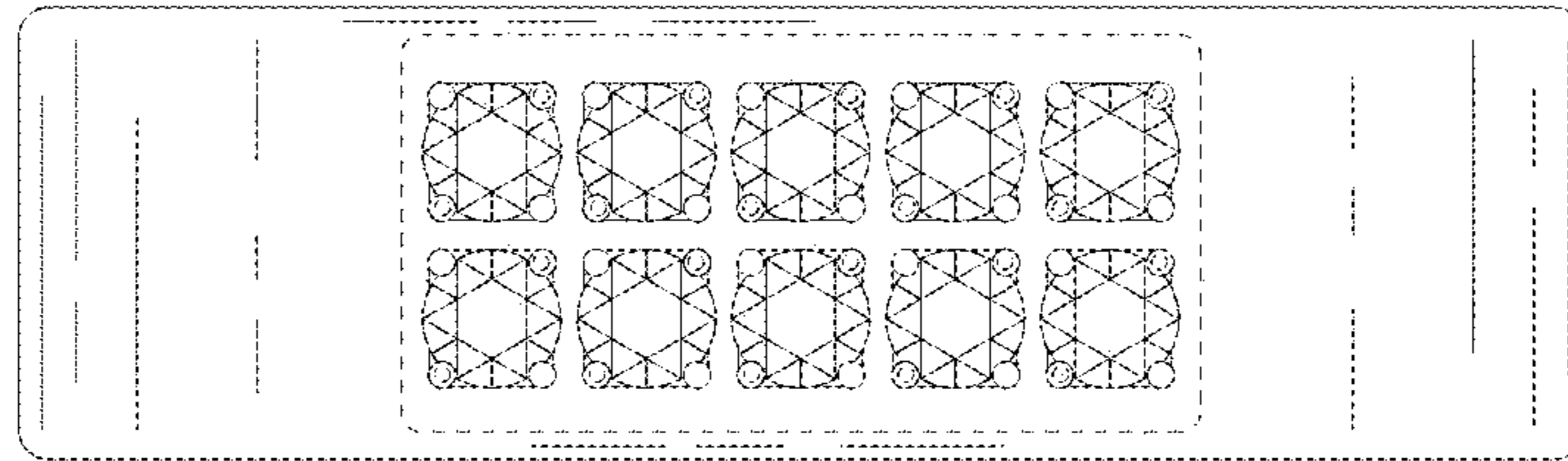


FIG.2

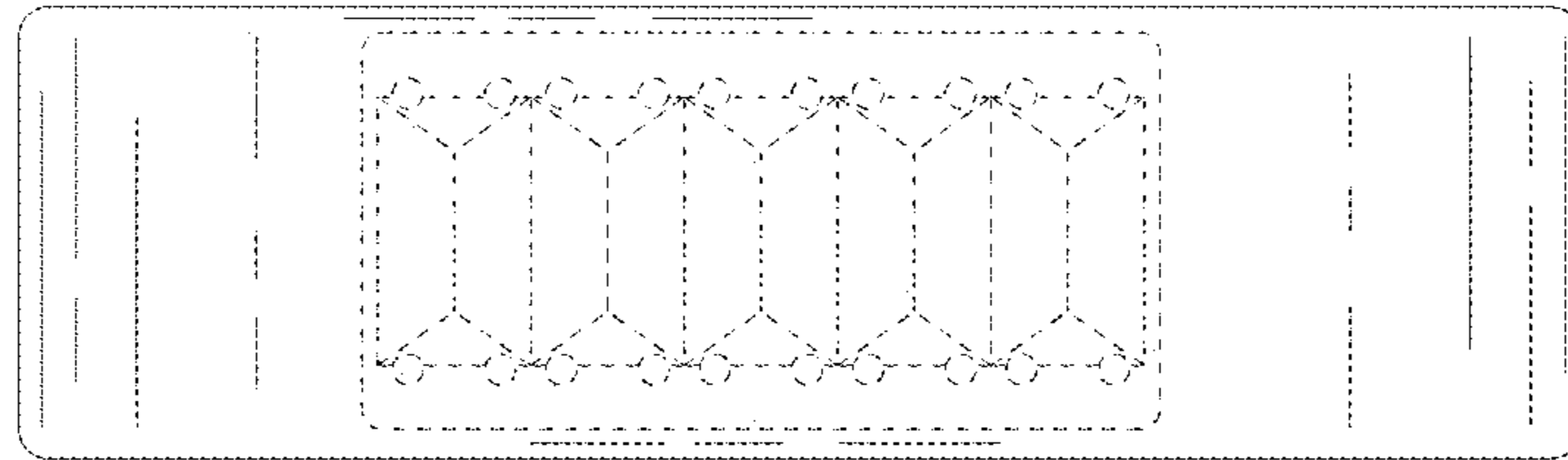


FIG.3




FIG.4




FIG.5

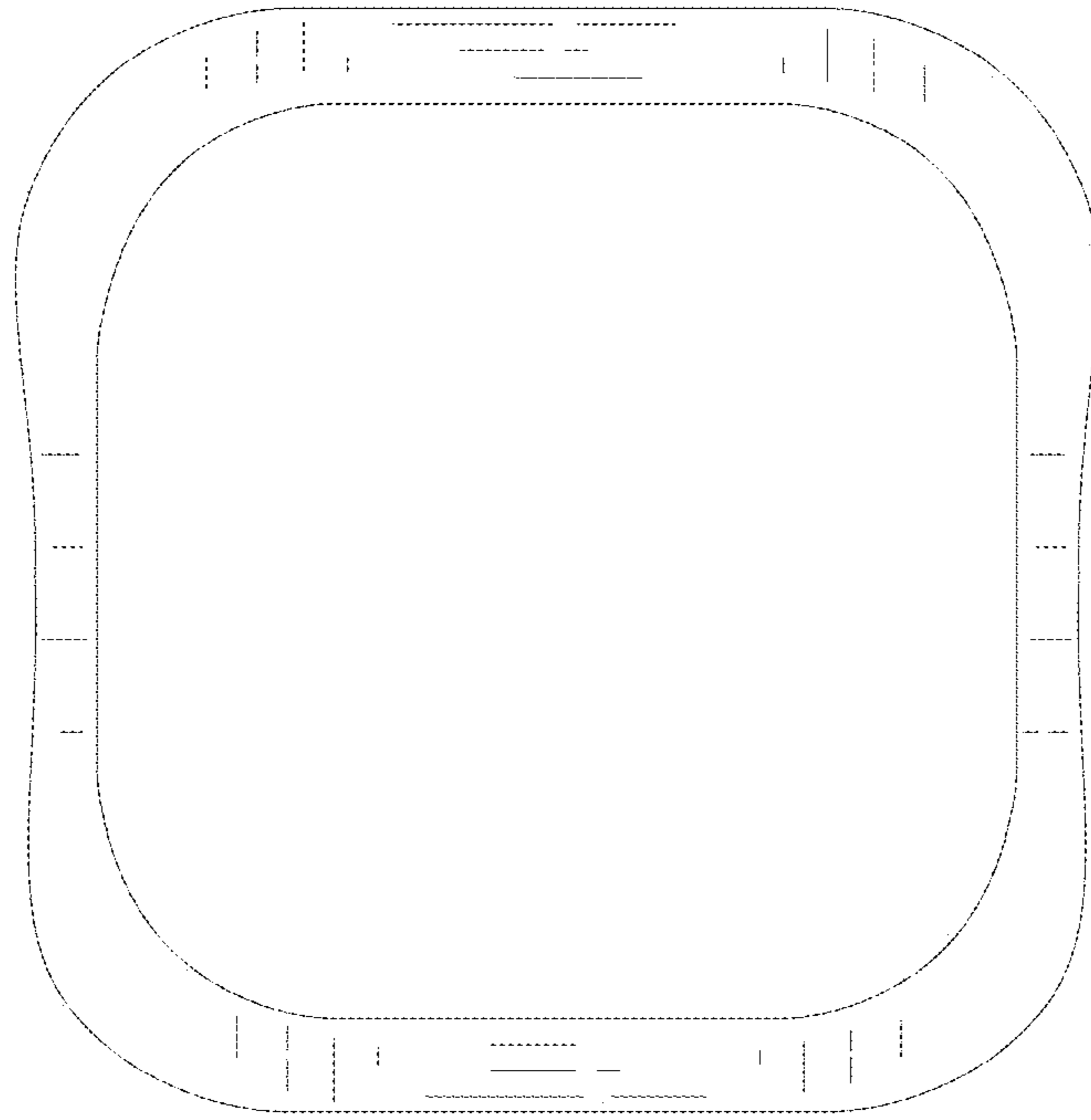


FIG.6

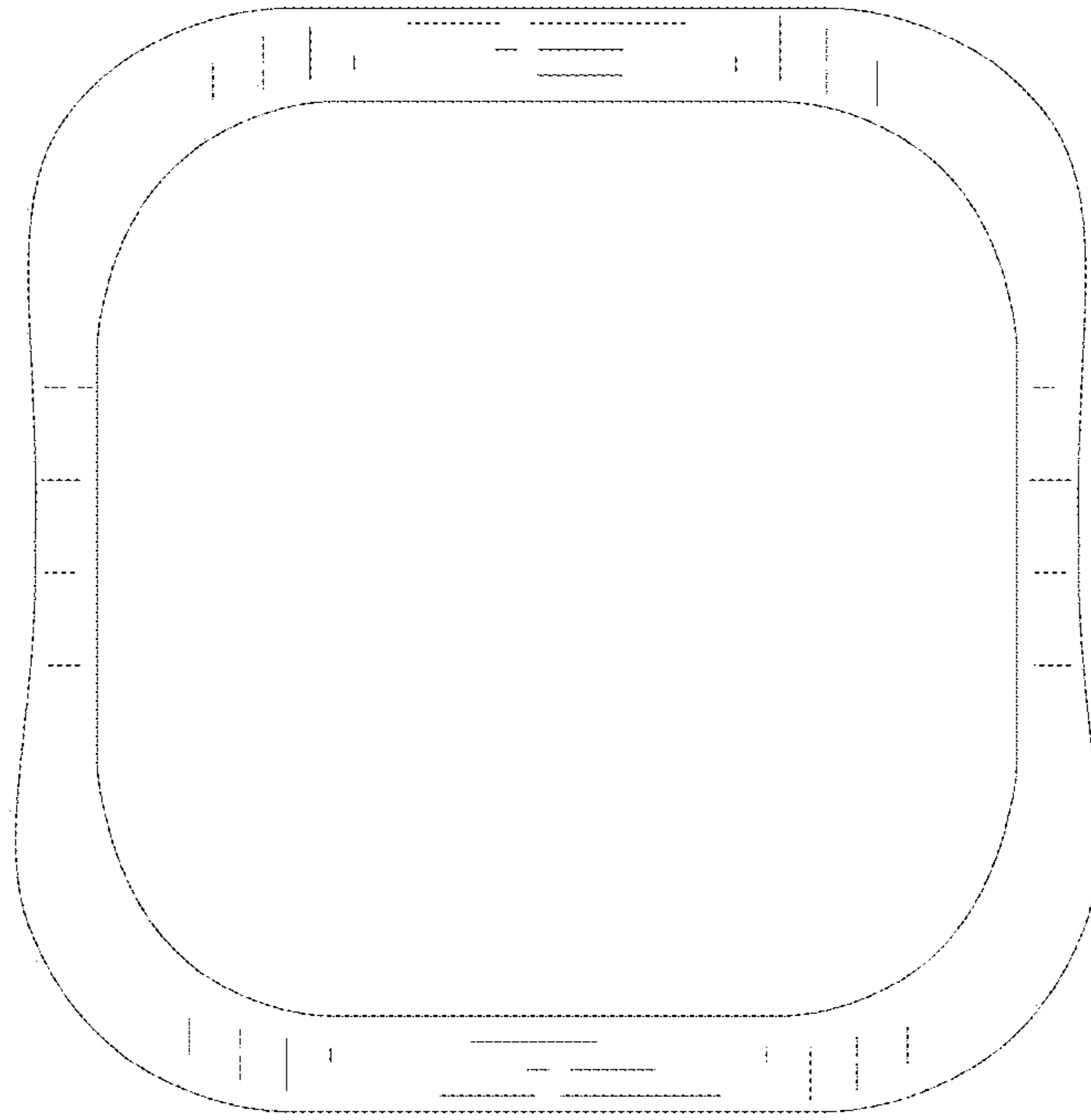


FIG.7