



US00D957257S

(12) **United States Design Patent** (10) **Patent No.:** **US D957,257 S**
Zhu et al. (45) **Date of Patent:** **** Jul. 12, 2022**

(54) **BAG**

FOREIGN PATENT DOCUMENTS

(71) Applicant: **THE GLAD PRODUCTS COMPANY**, Oakland, CA (US)

CN 103508049 B 1/2014
JP 2005206183 A 8/2005

(Continued)

(72) Inventors: **Ranyi Zhu**, Willowbrook, IL (US); **Edward B. Tucker**, Willowbrook, IL (US); **Robert T. Dorsey**, Willowbrook, IL (US); **Jason R. Maxwell**, Willowbrook, IL (US); **Shaun T. Broering**, Fort Thomas, KY (US); **Kyle T. Diehl**, Cincinnati, OH (US); **Sean Chang**, Cincinnati, OH (US); **Michael G. Borchardt**, Naperville, IL (US)

OTHER PUBLICATIONS

U.S. Appl. No. 29/767,701, Jun. 9, 2021, Office Action.
U.S. Appl. No. 29/767,701, Feb. 16, 2022, Notice of Allowance.

Primary Examiner — Abraham Bahta
(74) *Attorney, Agent, or Firm* — Keller Preece PLLC

(73) Assignee: **The Glad Products Company**, Oakland, CA (US)

(57) **CLAIM**

(**) Term: **15 Years**

The ornamental design for a bag, as shown and described.

(21) Appl. No.: **29/767,695**

(22) Filed: **Jan. 25, 2021**

DESCRIPTION

Related U.S. Application Data

(63) Continuation of application No. 29/741,908, filed on Jul. 16, 2020, now Pat. No. Des. 911,184, which is a (Continued)

(51) **LOC (13) Cl.** **09-05**

(52) **U.S. Cl.**
USPC **D9/703**

(58) **Field of Classification Search**
USPC D9/702-714, 719, 738-740, 517-518, D9/522, 416, 435, 444, 460, 455, 414, (Continued)

FIG. 1 is a top front perspective view of a bag showing the claimed design in an open configuration;
FIG. 2 is a front view thereof in a closed configuration;
FIG. 3 is a rear view thereof;
FIG. 4 is a left side view thereof, the right side view being a mirror image thereof;
FIG. 5 is a top view thereof; and,
FIG. 6 is a bottom view thereof.

The dashed broken lines in the figures show environment, which forms no part of the claimed design.

The dot-dash broken lines and the portions between pairs of dot-dash lines that are broken away show the bag has no specific length and form no part of the claimed design. For ease of illustration, the dot-dash broken lines do not appear in FIG. 1.

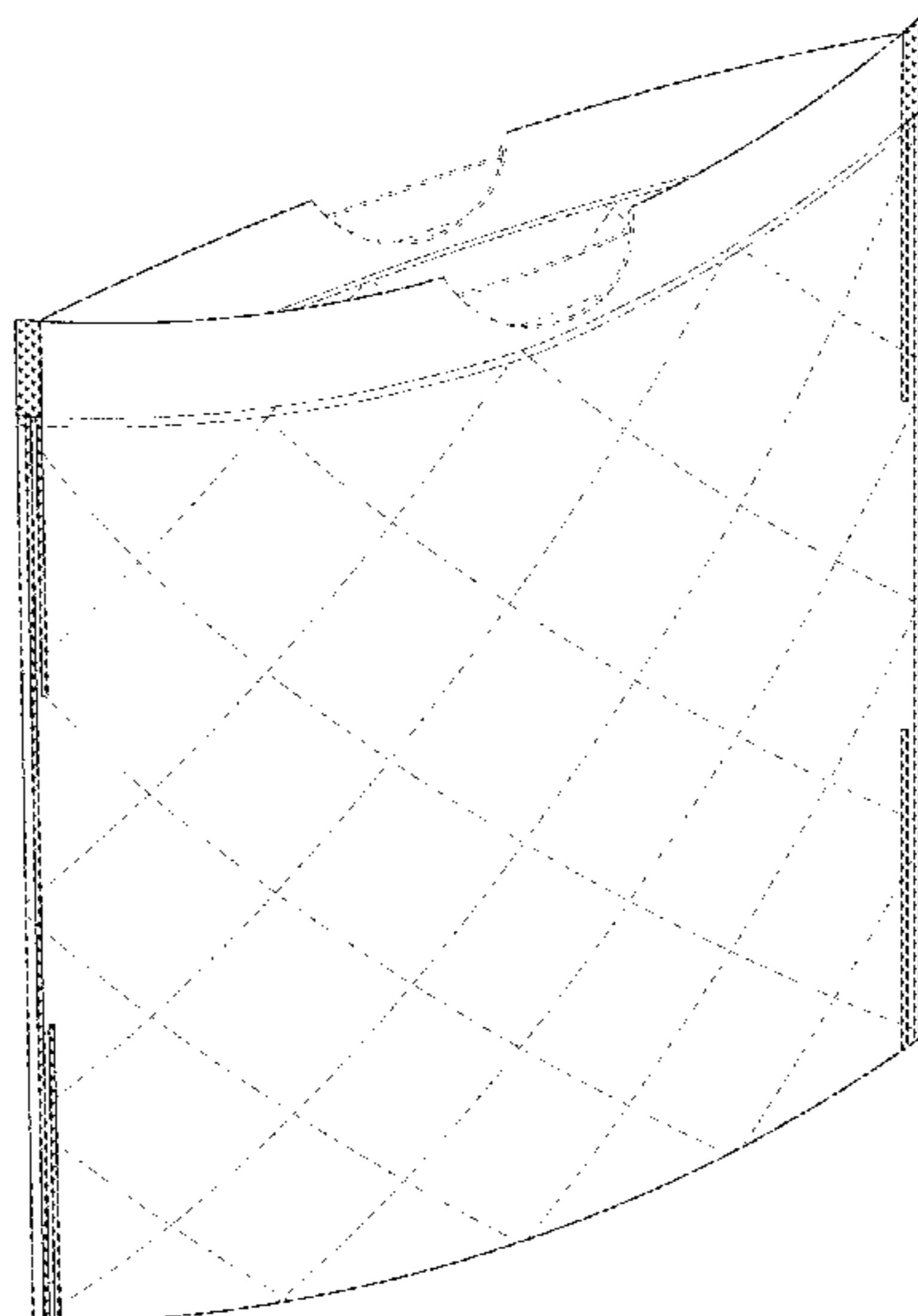
The gray-shaded portions in the figures show contrasting appearance.

(56) **References Cited**

U.S. PATENT DOCUMENTS

5,006,380 A 4/1991 Fraser
D691,490 S 10/2013 Wilcoxon et al.
(Continued)

1 Claim, 5 Drawing Sheets



Related U.S. Application Data

continuation of application No. 29/679,876, filed on Feb. 11, 2019, now Pat. No. Des. 893,312.

(58) Field of Classification Search

USPC D9/499, 431-432; D7/560-562; 206/434, 426-427, 429-430, 485, 485.1, 206/499, 508, 431, 418-422, 588-594; 229/117.3, 185, 121, 122, 200, 207, 236, 229/87.01; 220/23.83; 150/100-118; 294/137, 152; 383/6, 10, 14, 20, 40, 33, 383/104-105, 117, 108, 120, 93, 121.1, 383/127; 428/34.3

CPC B65D 33/00; B65D 33/06; B65D 33/065; B65D 33/14; B65D 33/1683; B65D 33/12; B65D 31/00; B65D 31/04; B65D

(56)

31/10; A45C 3/04; A45C 3/10

See application file for complete search history.

References Cited

U.S. PATENT DOCUMENTS

D727,747 S	4/2015	Hoying et al.	
D801,192 S	10/2017	Yen et al.	
D806,559 S *	1/2018	Kent	B65F 1/0006 D9/706
D848,860 S	5/2019	Sale et al.	
D878,929 S	3/2020	Rubio et al.	
D893,312 S	8/2020	Zhu et al.	
D911,184 S	2/2021	Zhu et al.	
D924,070 S *	7/2021	Zhu	D9/706

FOREIGN PATENT DOCUMENTS

JP	2006027697 A	2/2006
JP	2012035885 A	2/2012
JP	2015003754 A	1/2015
JP	2015214351 A	12/2015
JP	2016011132 A	1/2016

* cited by examiner

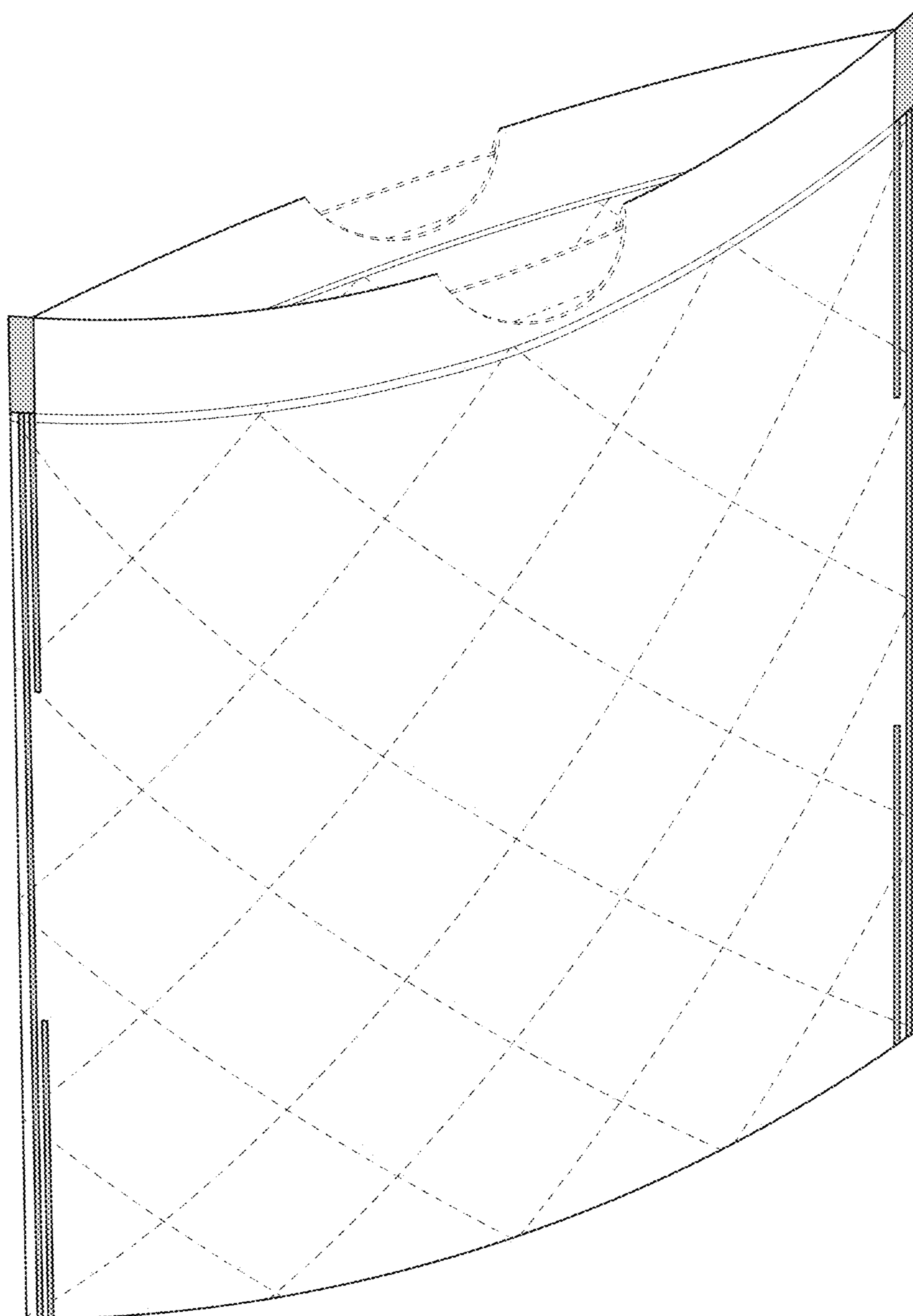


FIG. 1




FIG. 2




FIG. 3

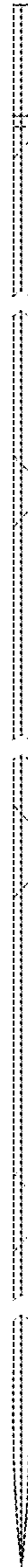


FIG. 4

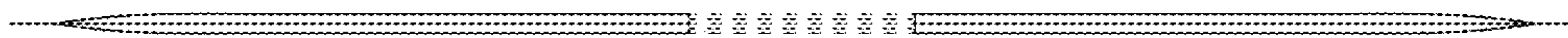


FIG. 5




FIG. 6