



US00D957242S

(12) **United States Design Patent** (10) **Patent No.:** **US D957,242 S**
Dye (45) **Date of Patent:** **** Jul. 12, 2022**

(54) **CLIP**
(71) Applicant: **Crystal Dye**, Findlay, OH (US)
(72) Inventor: **Crystal Dye**, Findlay, OH (US)
(**) Term: **15 Years**
(21) Appl. No.: **29/735,590**
(22) Filed: **May 22, 2020**
(51) **LOC (13) Cl.** **08-08**
(52) **U.S. Cl.**
USPC **D8/395**
(58) **Field of Classification Search**
USPC D8/70-72, 371-377, 380-381, 394-398;
D32/61
CPC D06F 55/00; D06F 55/02
See application file for complete search history.

D891,238 S * 7/2020 Kassin D8/395
D902,705 S * 11/2020 Kwon D8/395
D921,095 S * 6/2021 Alberstein D16/242
D924,674 S * 7/2021 Mangano D8/395
2006/0196101 A1 9/2006 Mrotek

FOREIGN PATENT DOCUMENTS

WO 2008076190 A1 6/2008

OTHER PUBLICATIONS

“Kikkerland Rainbow Bag Clips”, Feb. 22, 2016, Amazon.com, site visited Nov. 8, 2021: <https://www.amazon.com/Kikkerland-Rainbow-Bag-Clips-Multicolor/dp/B01C32XRMA> (Year: 2016).*

(Continued)

Primary Examiner — Jack Reickel
Assistant Examiner — Michael A Kervin
(74) *Attorney, Agent, or Firm* — Jacob M. Ward; Ward Law Office LLC

(56) **References Cited**

U.S. PATENT DOCUMENTS

D467,400 S * 12/2002 Barre D32/61
D500,603 S * 1/2005 Lambert D6/326
D514,434 S * 2/2006 Mariano D8/395
D518,367 S * 4/2006 Hay D8/395
D549,417 S * 8/2007 Siegel D32/61
D565,662 S * 4/2008 Reardon D19/65
D593,609 S * 6/2009 Blau D19/65
D599,651 S * 9/2009 Riggsbee D8/395
D611,334 S * 3/2010 Lambert D8/395
8,201,310 B1 * 6/2012 Abdi D06F 55/02
24/507
D665,246 S * 8/2012 Laguette D8/395
D667,724 S * 9/2012 Mangano D8/395
D720,816 S * 1/2015 Nelson D21/453
D788,575 S * 6/2017 Kim D8/395
D795,050 S * 8/2017 Kim D8/395
D810,462 S * 2/2018 Singhal D6/547
D868,329 S * 11/2019 Yang D26/60

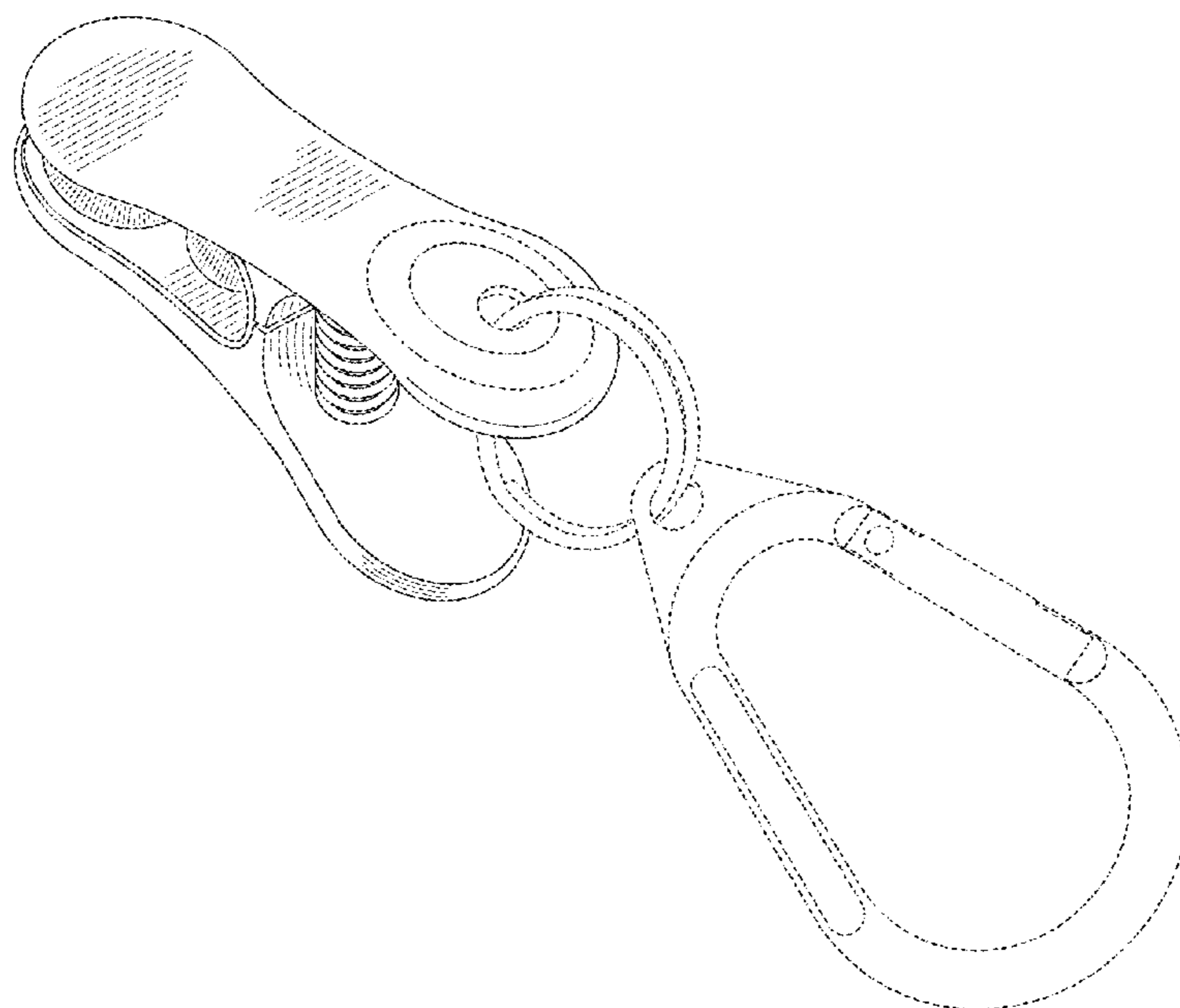
(57) **CLAIM**

The ornamental design for a clip, as shown and described.

DESCRIPTION

FIG. 1 is a top perspective view of a clip;
FIG. 2 is a bottom perspective view of the clip of FIG. 1;
FIG. 3 is a top plan view thereof;
FIG. 4 is a bottom plan view thereof;
FIG. 5 is a left side elevational view thereof;
FIG. 6 is a right side elevational view thereof;
FIG. 7 is a front elevational view thereof; and,
FIG. 8 is a rear elevational view thereof.
The ornamental design which is claimed is shown in solid lines in the drawings. The broken lines shown in the drawings are for the purpose of illustrating environment and form no part of the claimed design.

1 Claim, 6 Drawing Sheets



(56)

References Cited

OTHER PUBLICATIONS

“Cook With Color 5 Pc Chip Bag Clips”, May 25, 2018, Amazon.com, site visited Nov. 8, 2021: <https://www.amazon.com/dp/B07NTQMBZX> (Year: 2018).*

Carousell, D-Shape Plastic Outdoor Camping Carabiner Buckle Sliding-Lock Grip Tarp Clip, <https://sg.carousell.com/p/new-d-shape-plastic-outdoor-campingcarabiner-buckle-sliding-lock-grip-tarp-clip-226094918/>.

* cited by examiner

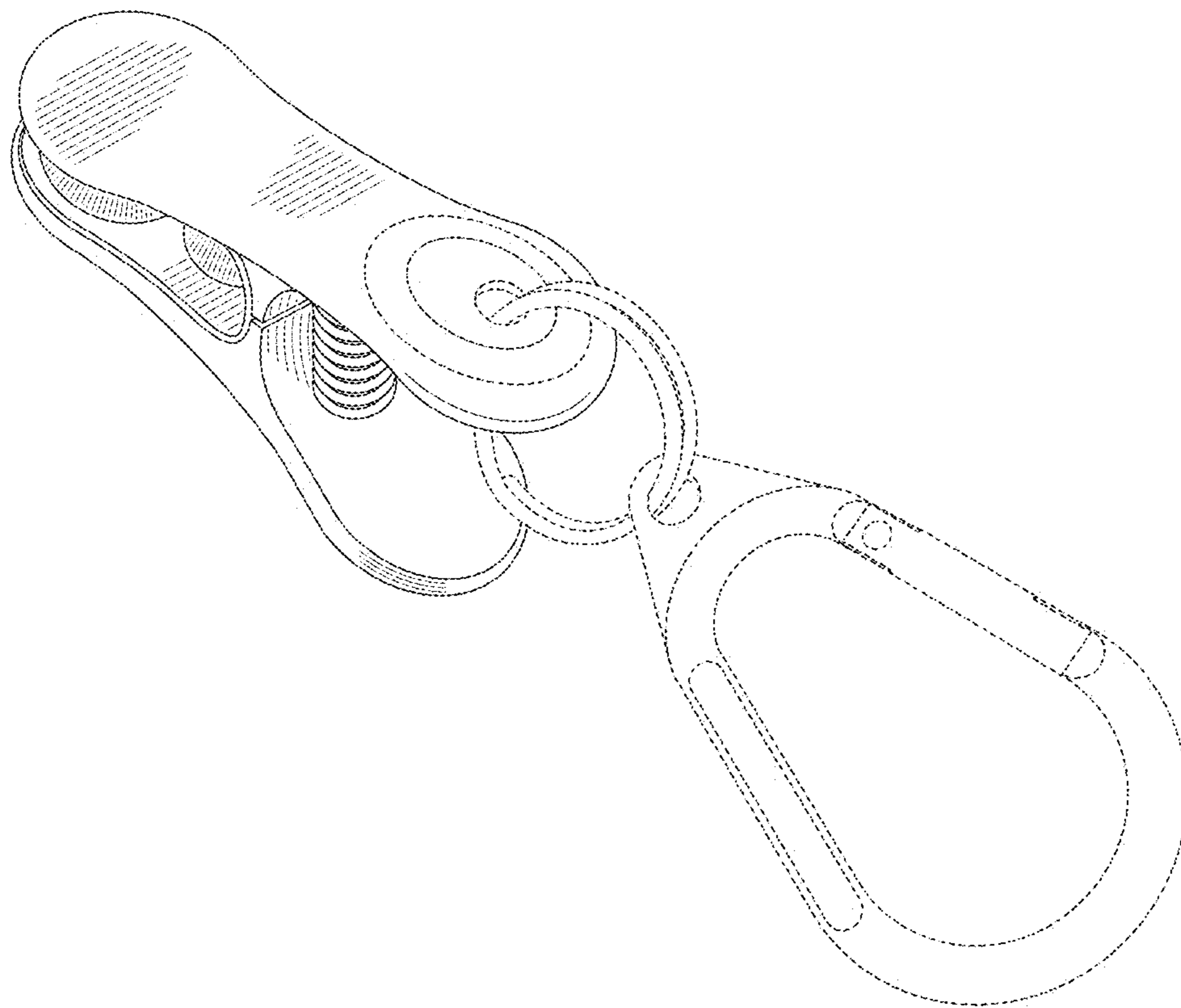


FIG. 1

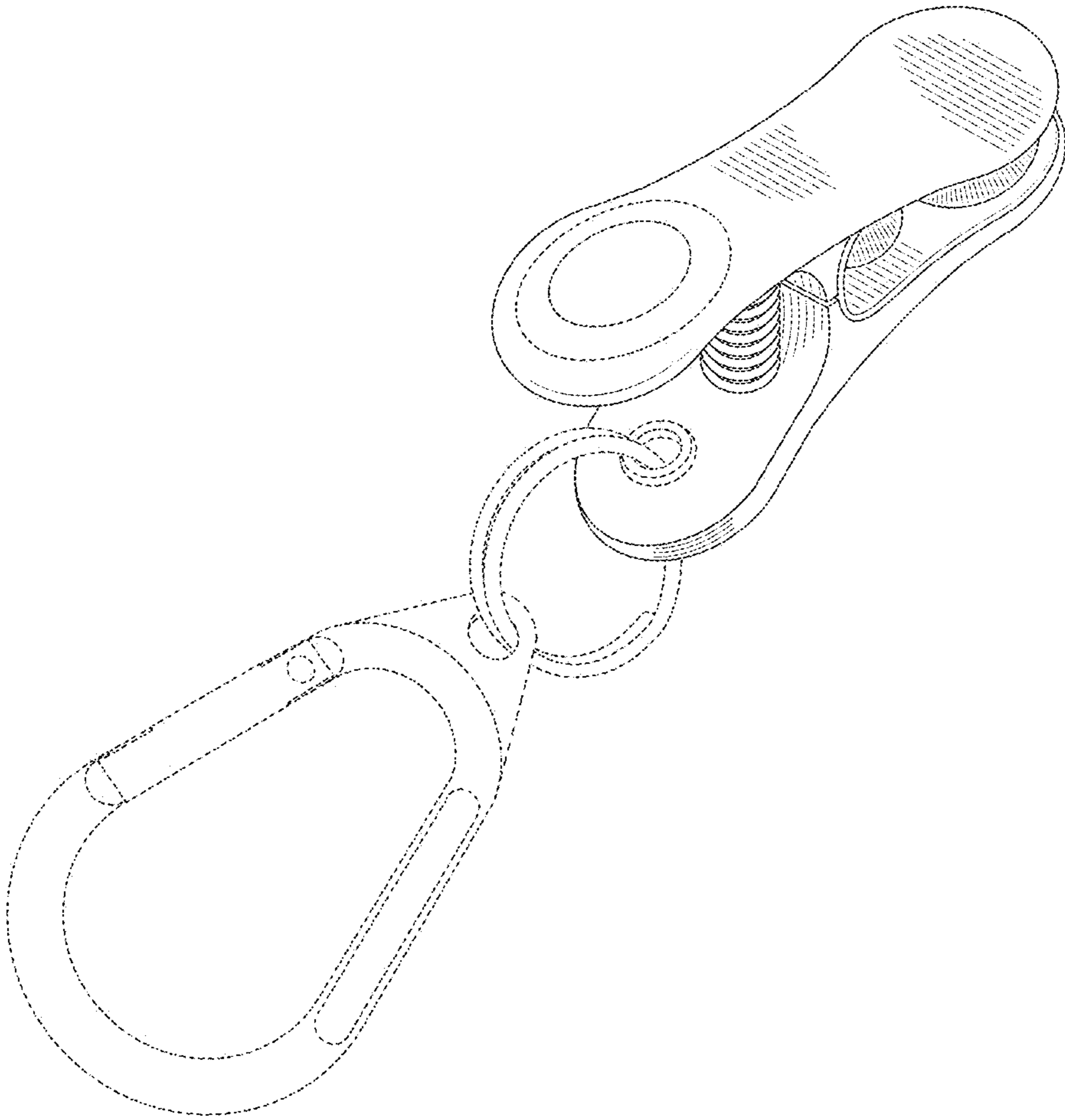


FIG. 2

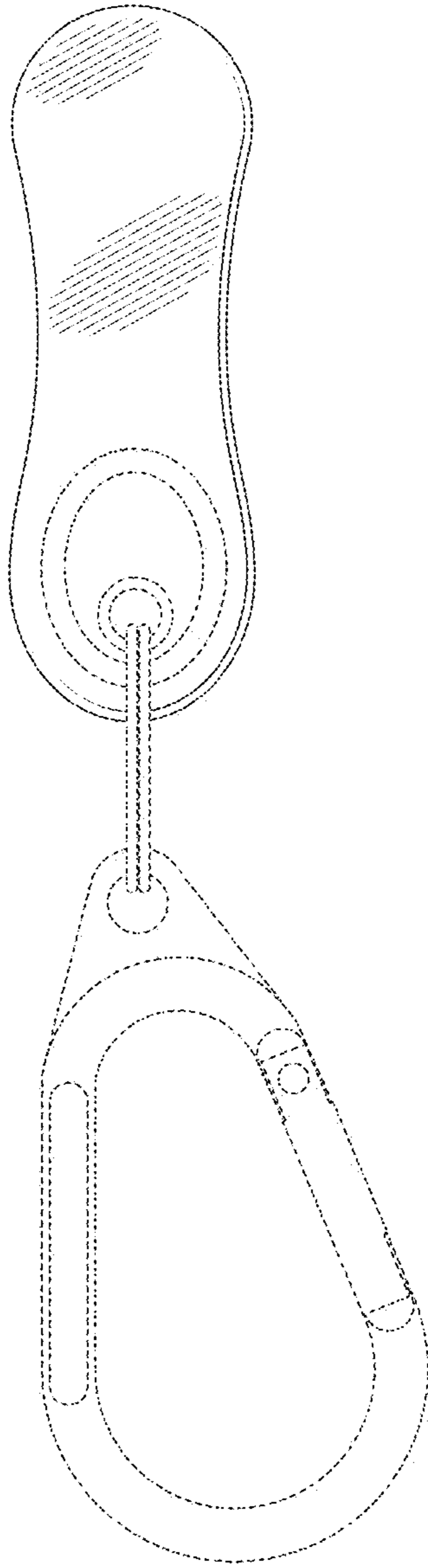


FIG. 3

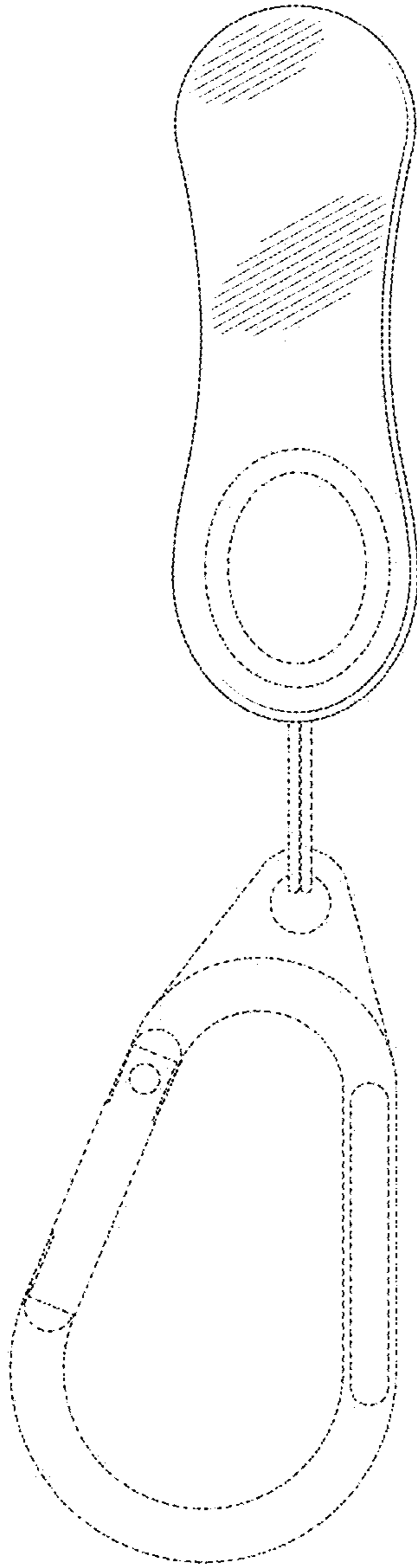


FIG. 4

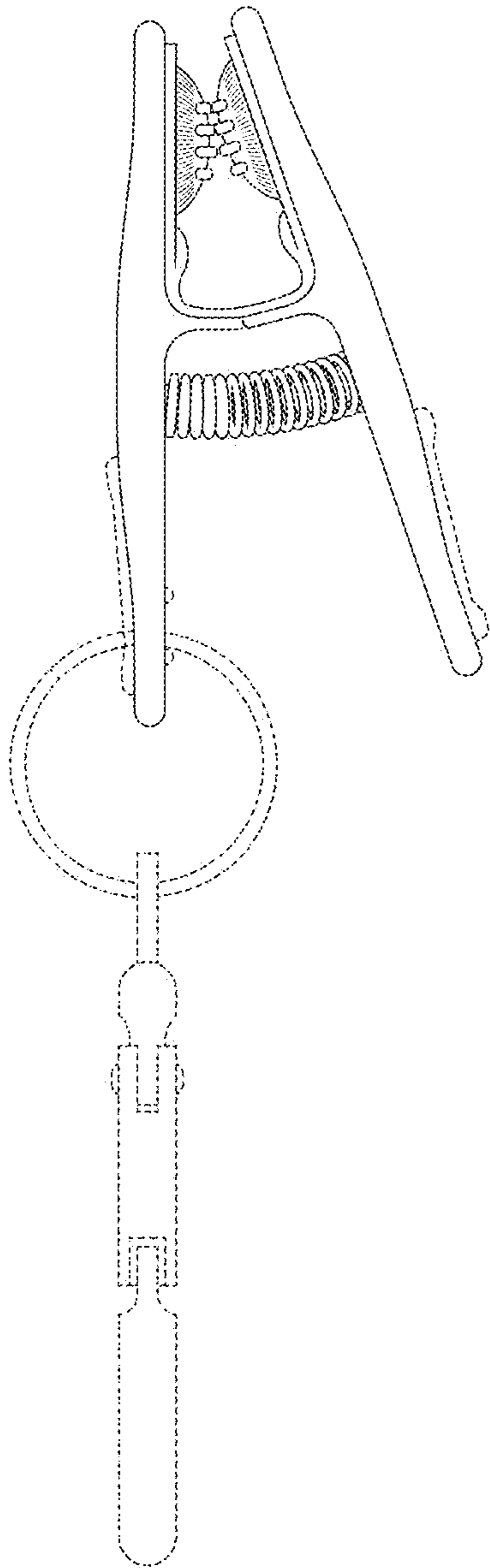


FIG. 5

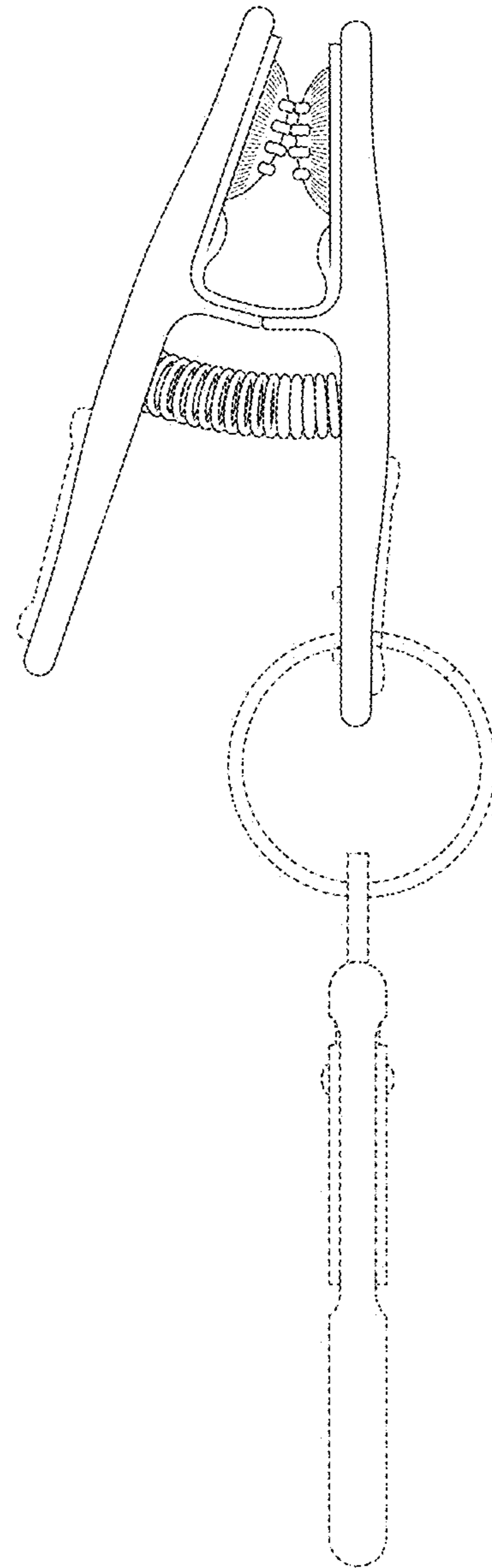


FIG. 6

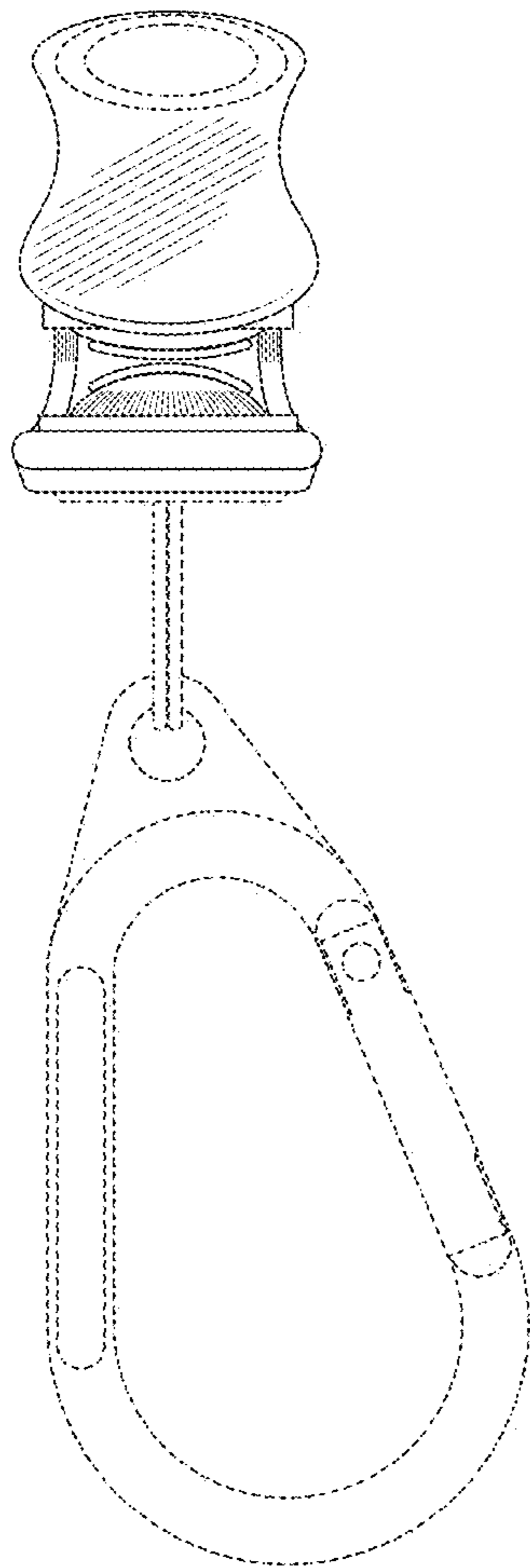


FIG. 7

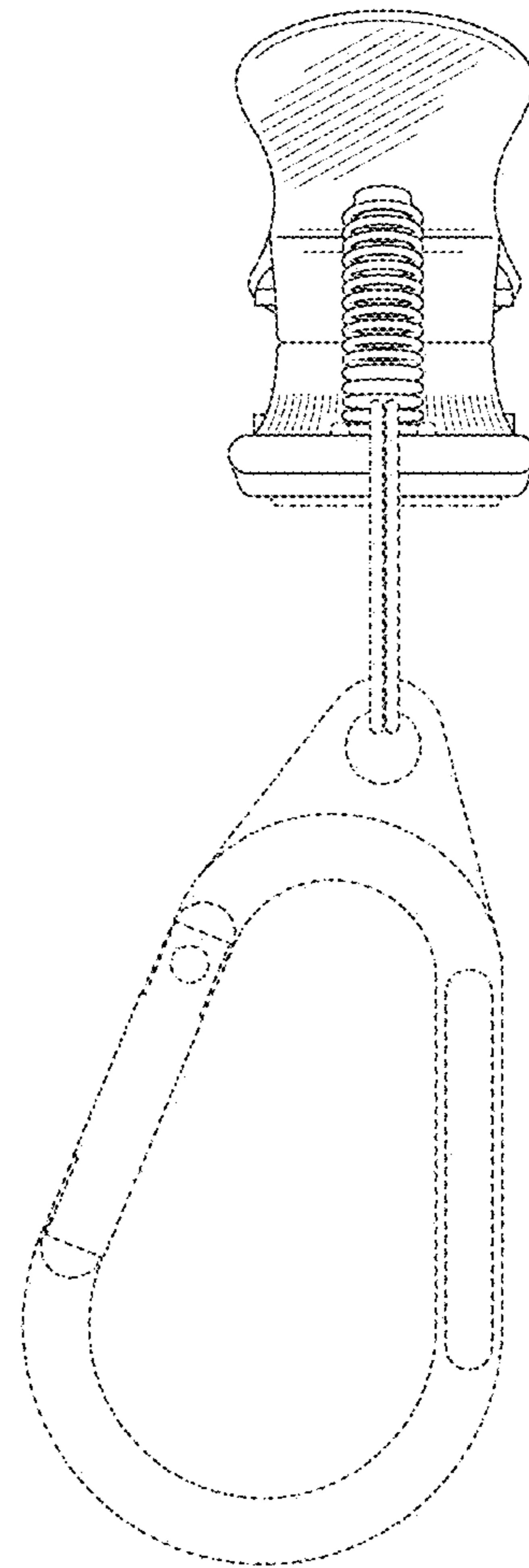


FIG. 8