



US00D957225S

(12) **United States Design Patent** (10) **Patent No.:** **US D957,225 S**
Song (45) **Date of Patent:** **** Jul. 12, 2022**

(54) **MINI CHAINSAW**
(71) Applicant: **Hefei Qiongzhi Network Technology Co., Ltd., Anhui (CN)**
(72) Inventor: **Meiying Song, Anhui (CN)**
(73) Assignee: **Hefei Qiongzhi Network Technology Co., Ltd., Anhui (CN)**
(**) Term: **15 Years**
(21) Appl. No.: **29/797,943**
(22) Filed: **Jul. 4, 2021**
(51) **LOC (13) Cl.** **08-03**
(52) **U.S. Cl.**
USPC **D8/65**
(58) **Field of Classification Search**
USPC D8/61, 64, 65, 60; D15/127, 129, 133
CPC A01G 3/033; A01G 3/037; A01G 3/085;
A01G 3/086; A01G 3/00; A01G 3/053;
B23D 29/02; B23D 29/023; B23D
29/026; B23D 49/10; B23D 49/12; B26B
15/00; B27B 17/0008; B27B 17/086;
B27B 17/083; B27B 17/08; B27B 17/00;
B27B 17/02; B27B 17/025; B27B 17/04
See application file for complete search history.

(56) **References Cited**
U.S. PATENT DOCUMENTS
D341,536 S * 11/1993 Fukuda D8/64
D587,083 S * 2/2009 Misaki D8/68
D663,599 S 7/2012 Tinius
9,908,182 B2 * 3/2018 Phillips B25B 21/00
D843,804 S * 3/2019 Croghan D8/68
D847,600 S * 5/2019 Waldron D8/68
D858,237 S * 9/2019 Haneishi D8/61
D860,744 S 9/2019 Lau
D869,926 S * 12/2019 Waldron D8/68
10,603,728 B2 * 3/2020 Gall B25F 5/02

D891,214 S * 7/2020 Lu D8/61
D906,779 S * 1/2021 Tinius D8/64
D907,978 S * 1/2021 Schaefer D8/98
D926,007 S * 7/2021 Kong D8/65
D926,543 S * 8/2021 Chen D8/61
D928,578 S * 8/2021 Zhong D8/68
D932,268 S * 10/2021 Fang D8/65
2009/0223071 A1 * 9/2009 Alberti B23D 49/162
30/392
2010/0162579 A1 * 7/2010 Naughton B23D 51/16
30/392
2017/0239835 A1 * 8/2017 Ebner B27B 17/0008
2021/0078123 A1 * 3/2021 Oberhofer B25F 5/02
(Continued)

FOREIGN PATENT DOCUMENTS

CN 306246989 * 12/2020
CN 306282663 * 1/2021
(Continued)

Primary Examiner — Sheryl Lane
Assistant Examiner — Ieisha N Price

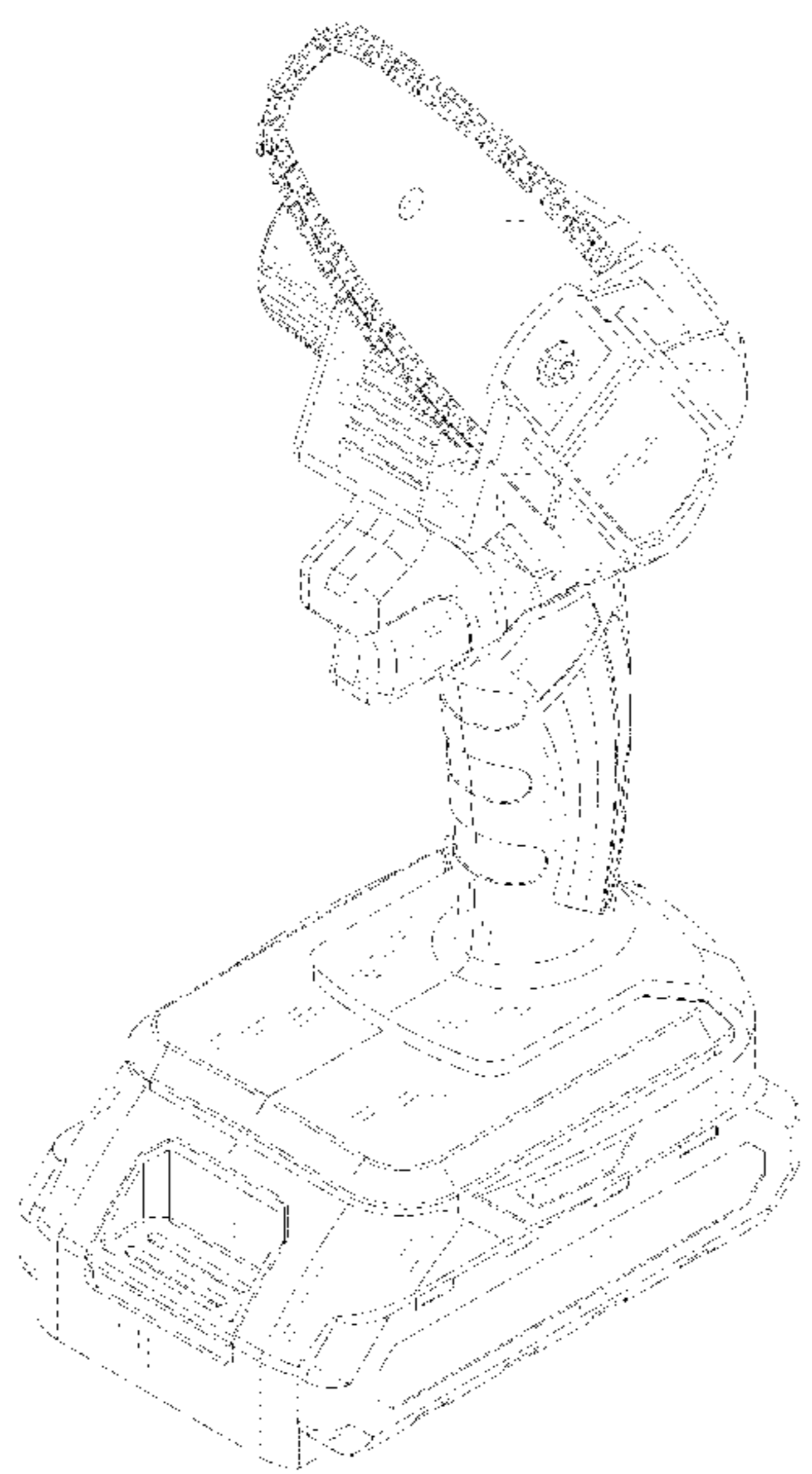
(57) **CLAIM**

The ornamental design for a mini chainsaw, as shown and described.

DESCRIPTION

FIG. 1 is a top, front, right side perspective view of a mini chainsaw showing my new design;
FIG. 2 is a bottom, back, left side perspective view thereof;
FIG. 3 is a front view thereof;
FIG. 4 is a back view thereof;
FIG. 5 is a left side view thereof;
FIG. 6 is a right side view thereof;
FIG. 7 is a top view thereof; and,
FIG. 8 is a bottom view thereof.
The broken lines in the drawings illustrate portions of the mini chainsaw and form no part of the claimed design.

1 Claim, 8 Drawing Sheets



(56)

References Cited

U.S. PATENT DOCUMENTS

2021/0101303 A1* 4/2021 Hess B27B 17/0008
2021/0154879 A1* 5/2021 McCue B27B 17/12
2021/0394288 A1* 12/2021 Fukinuki H02K 7/145

FOREIGN PATENT DOCUMENTS

CN	306282664	*	1/2021
CN	306576181	*	6/2021
CN	306668658	*	7/2021
CN	306800687	*	9/2021
CN	306800688	*	9/2021
CN	306898902	*	10/2021
GB	6130650	*	4/2021
GB	6130651	*	4/2021
GB	6141609	*	7/2021
GB	6148463	*	7/2021
GB	6184900	*	1/2022

* cited by examiner

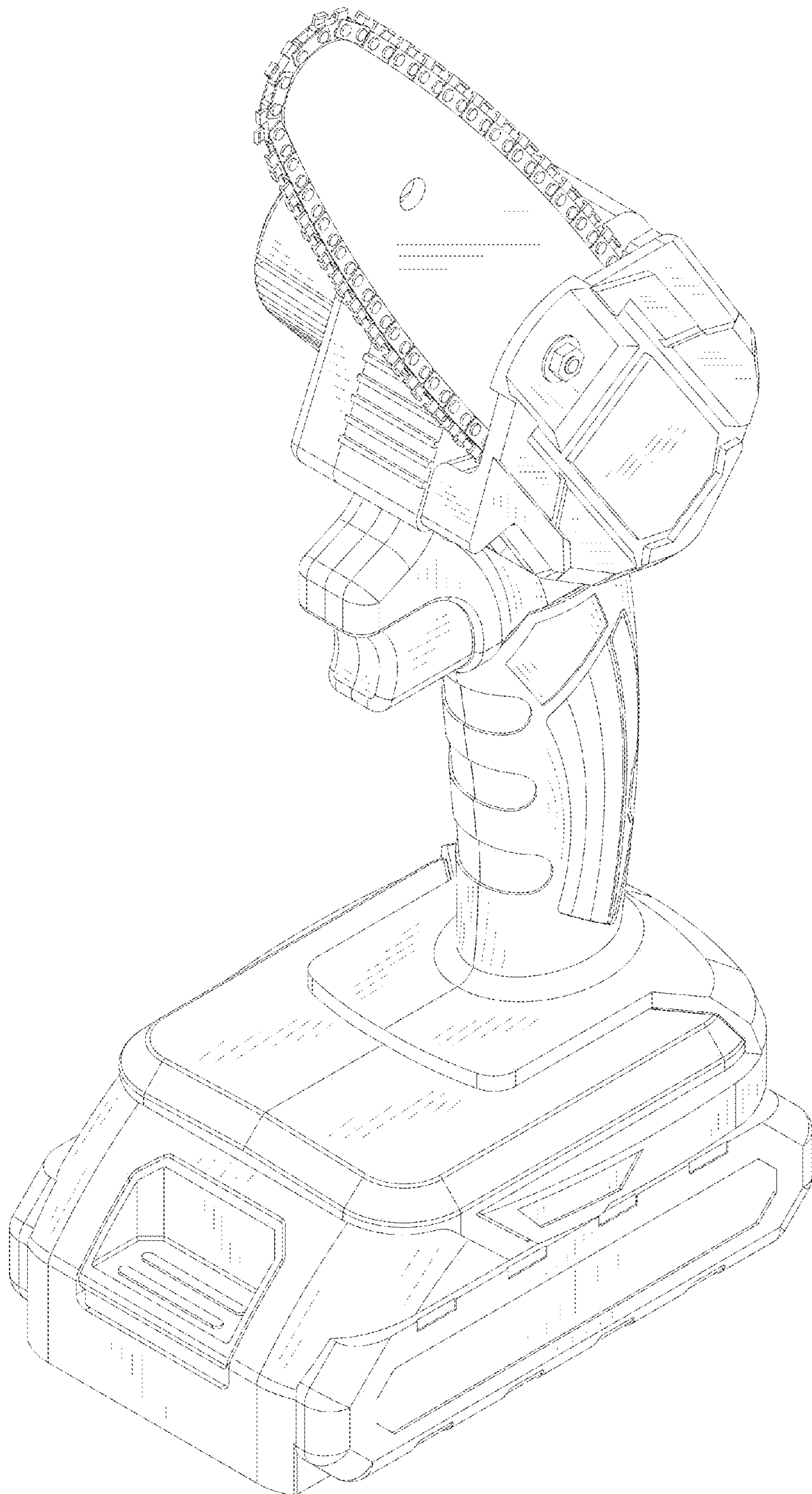


FIG. 1

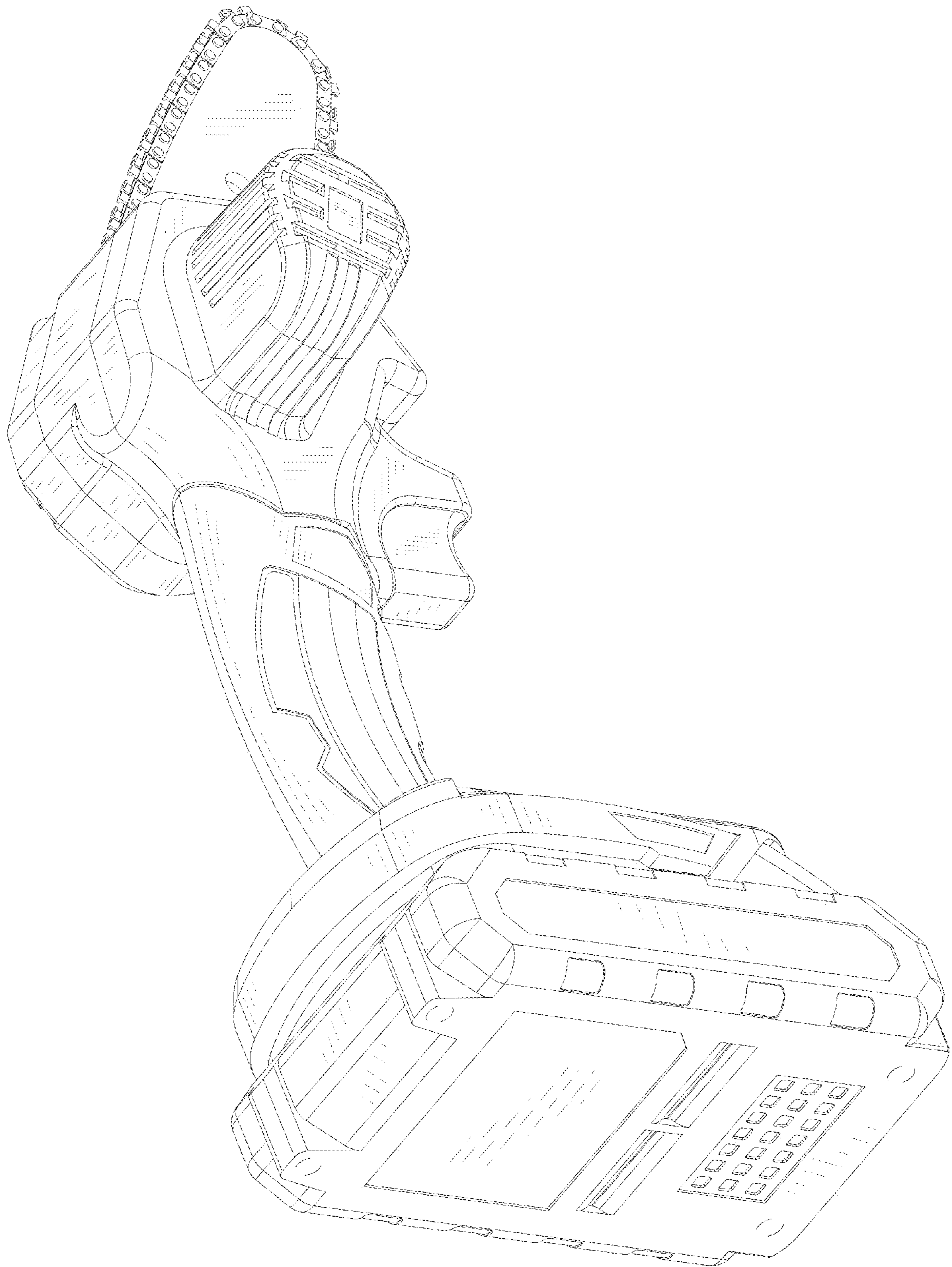


FIG. 2

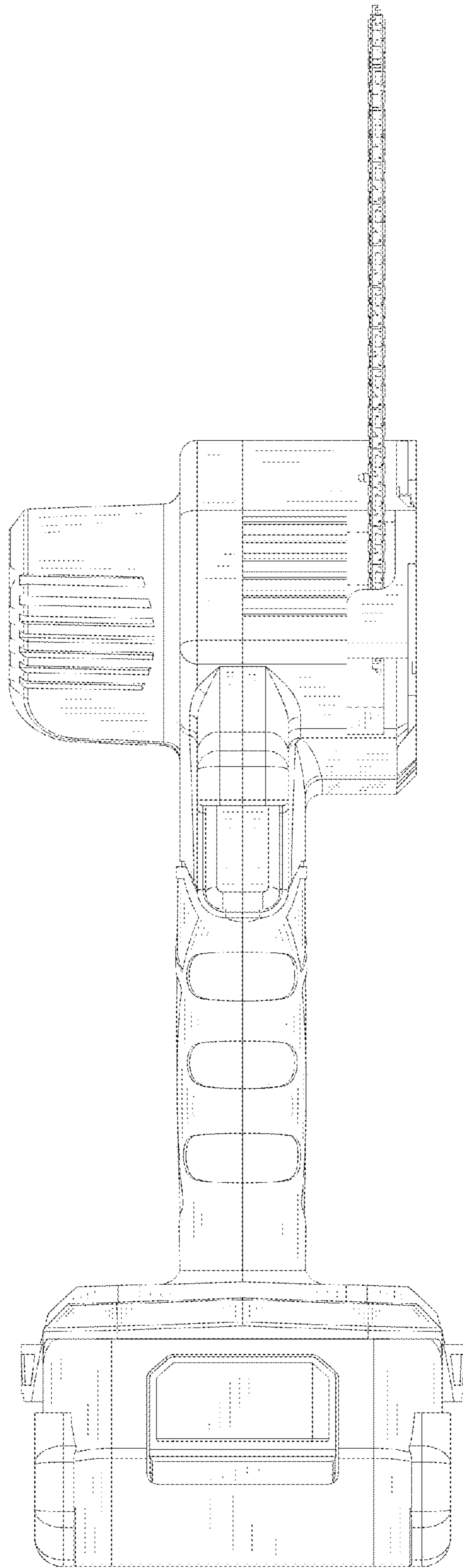


FIG.3

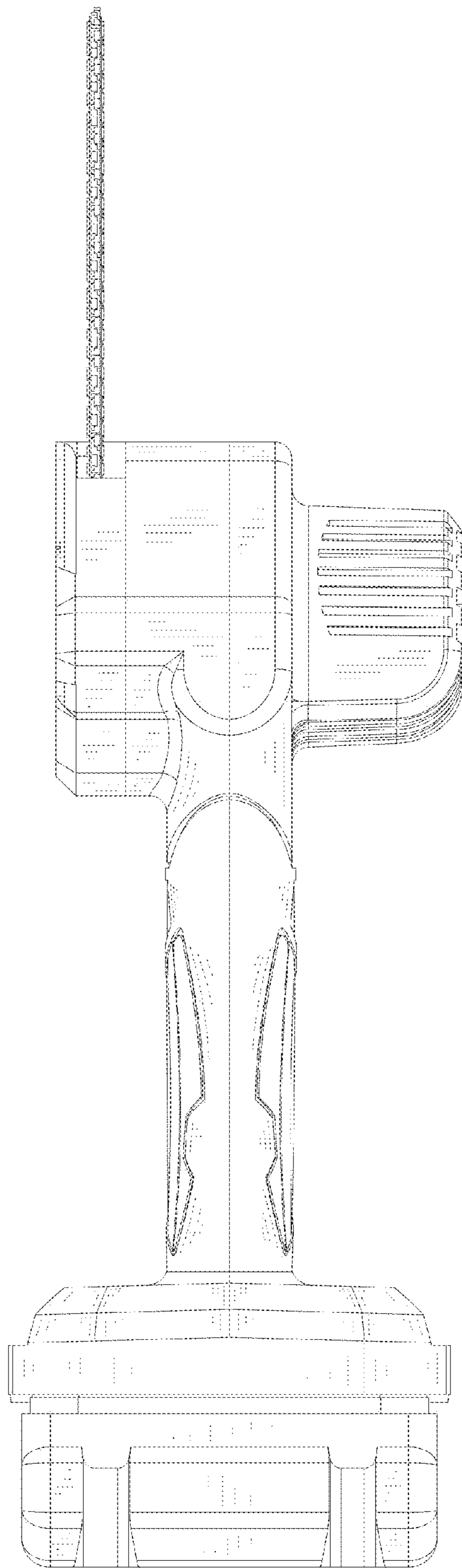


FIG.4

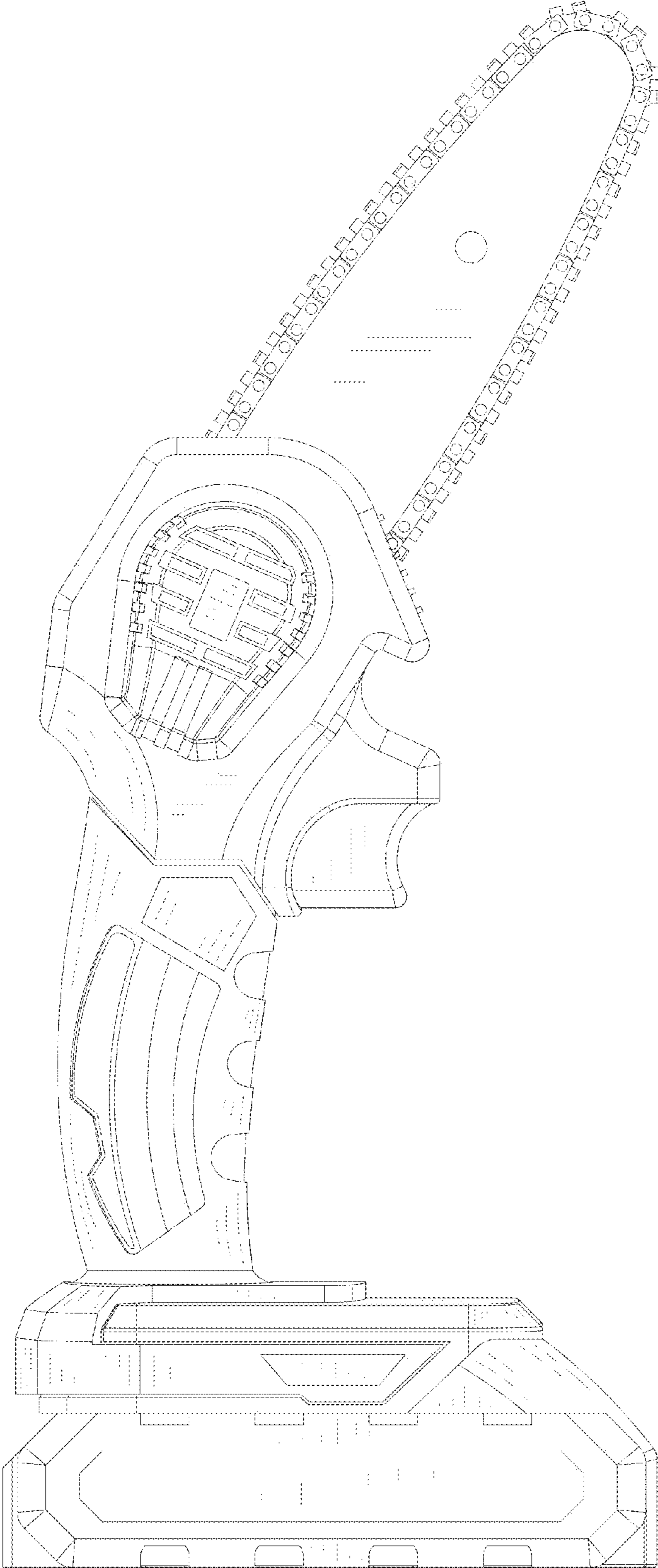


FIG. 5

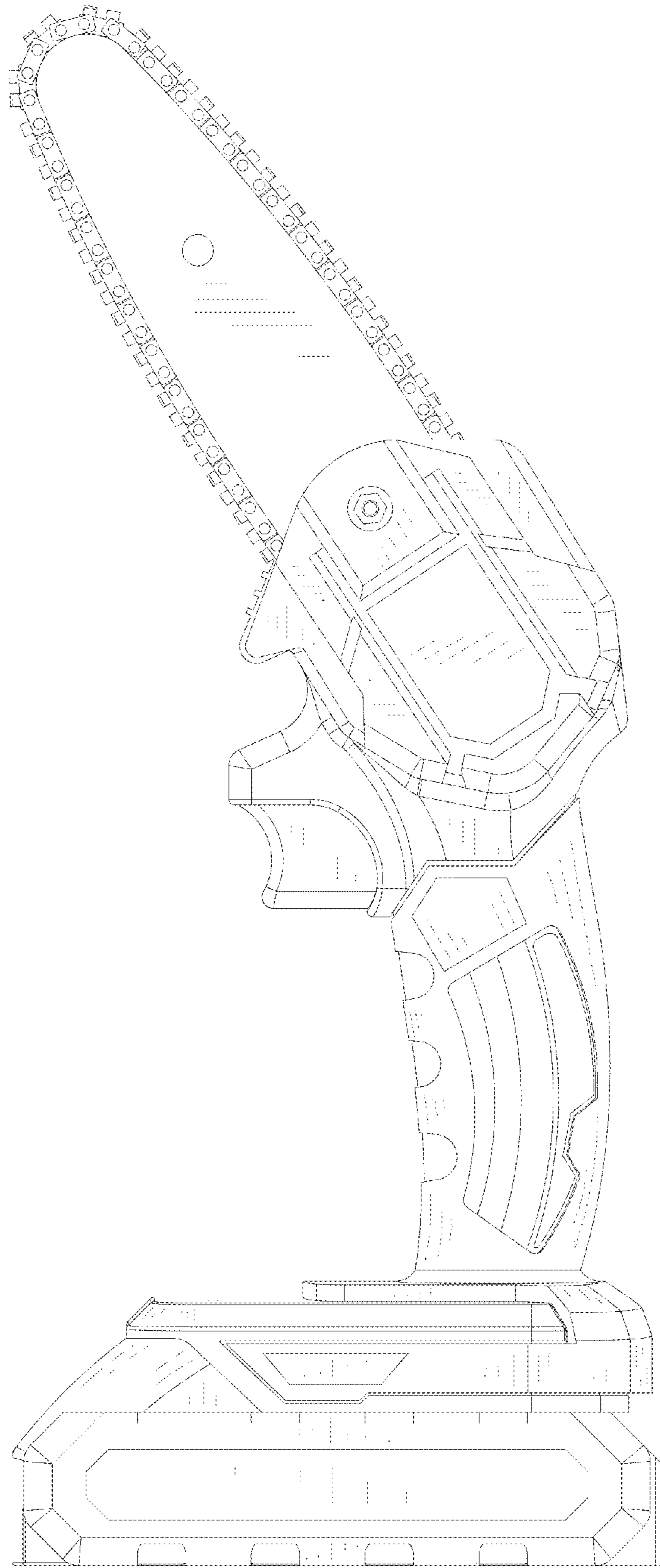


FIG. 6

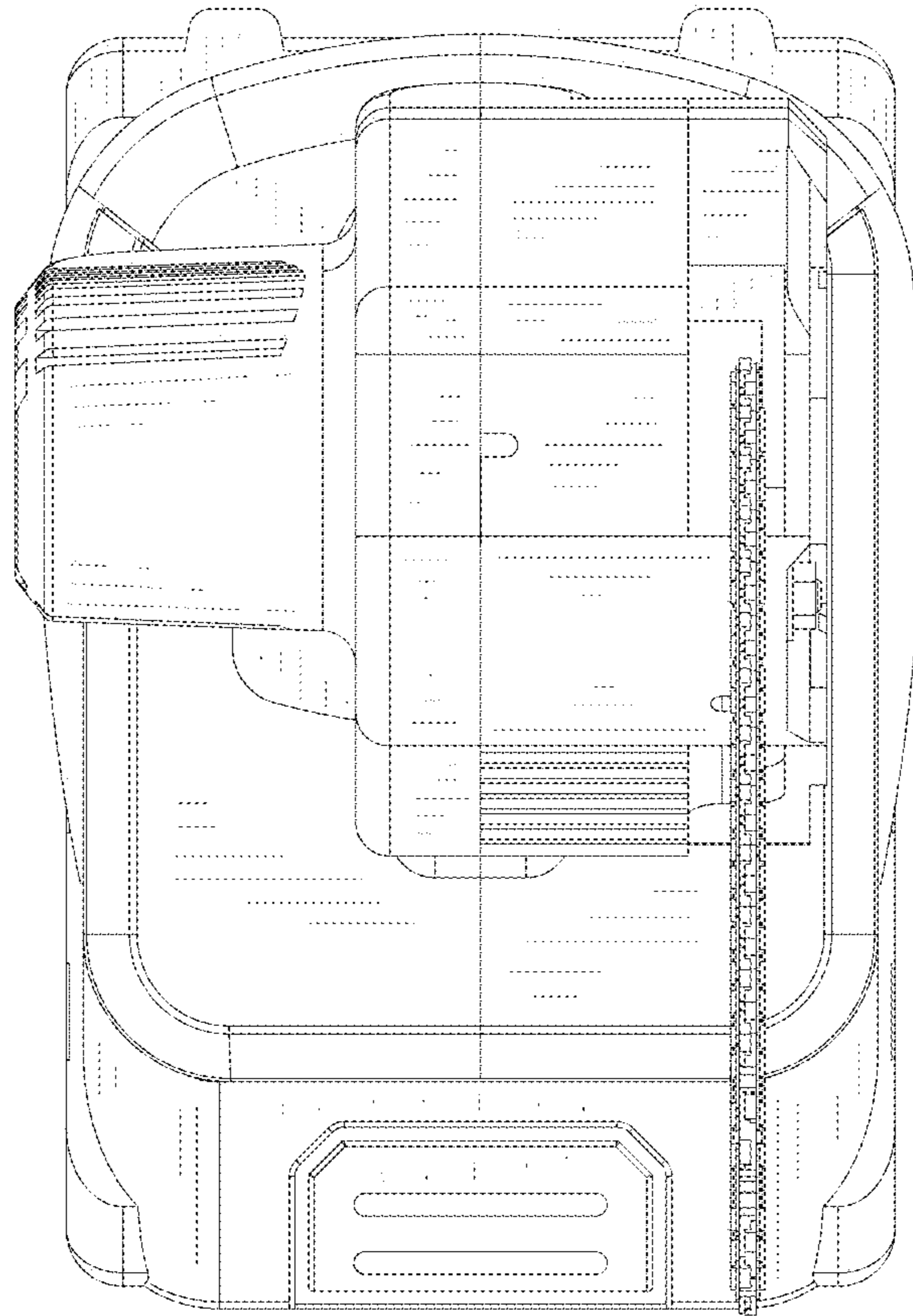


FIG. 7

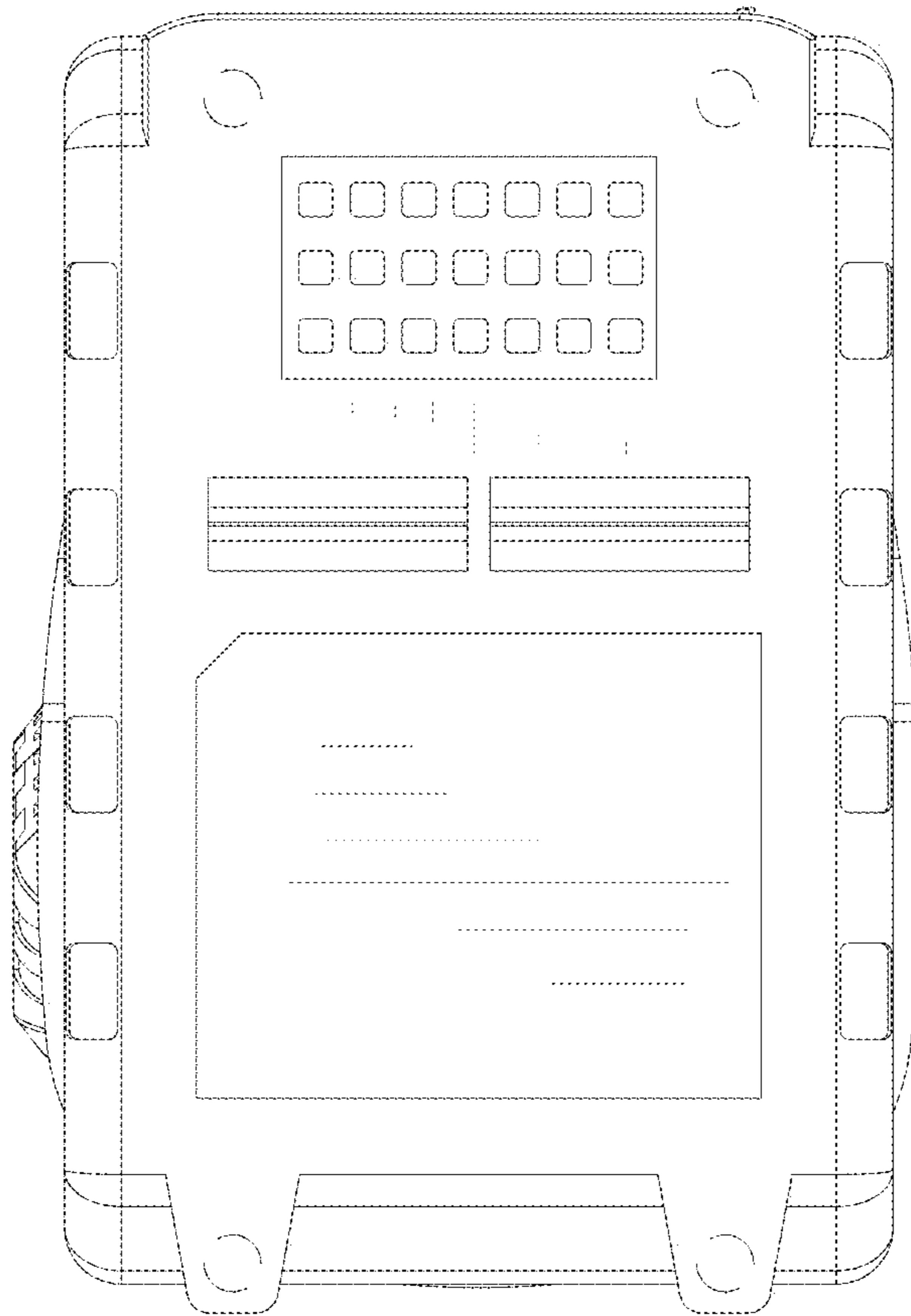


FIG. 8