



US00D957182S

(12) **United States Design Patent**  
**Tuan**

(10) **Patent No.:** **US D957,182 S**  
(45) **Date of Patent:** **\*\* Jul. 12, 2022**

(54) **COVER**

(71) Applicant: **Ronald Tuan**, Nantou County (TW)

(72) Inventor: **Ronald Tuan**, Nantou County (TW)

(\*\*) Term: **15 Years**

(21) Appl. No.: **29/741,662**

(22) Filed: **Jul. 15, 2020**

(51) **LOC (13) Cl.** ..... **07-02**

(52) **U.S. Cl.**  
USPC ..... **D7/391**

(58) **Field of Classification Search**  
USPC ..... D3/302, 323; D7/391, 392, 392.1, 393,  
D7/397, 601-602, 605, 629-630,  
D7/538-542; D9/414, 424-432, 435,  
D9/451-452

CPC ..... A47J 36/027; A47J 36/06; A47J 37/10;  
A47J 37/101; B65D 21/0209; B65D  
43/00; B65D 43/02; B65D 43/0206;  
B65D 43/022; B65D 43/161; B65D  
43/162; B65D 45/00; B65D 45/16; B65D  
45/18; B65D 51/16; B65D 51/1683;  
B65D 51/1688; B65D 51/1694; B65D  
2251/00; B65D 1/22; B65F 1/1615

See application file for complete search history.

(56) **References Cited**

**U.S. PATENT DOCUMENTS**

4,976,370 A \* 12/1990 Cassel ..... B65D 1/22  
220/792  
D618,516 S \* 6/2010 DiPietro ..... D7/629

D642,868 S \* 8/2011 Shah ..... D7/538  
D675,057 S \* 1/2013 Harvey ..... D7/391  
D696,075 S \* 12/2013 Mashike ..... D7/629  
D737,636 S \* 9/2015 Bronwasser ..... D7/629  
D745,335 S \* 12/2015 Kyle ..... D7/629  
D763,629 S \* 8/2016 Swartz ..... D7/629  
D826,005 S \* 8/2018 Walters Pennington ..... D7/629  
D849,405 S \* 5/2019 Chen ..... D3/905  
D851,487 S \* 6/2019 Duvigneau ..... D9/435  
D853,179 S \* 7/2019 Duvigneau ..... D7/391  
D932,846 S \* 10/2021 Samartgis ..... D7/630

\* cited by examiner

*Primary Examiner* — Ricky Pham  
(74) *Attorney, Agent, or Firm* — Bruce Stone LLP;  
Joseph A. Bruce

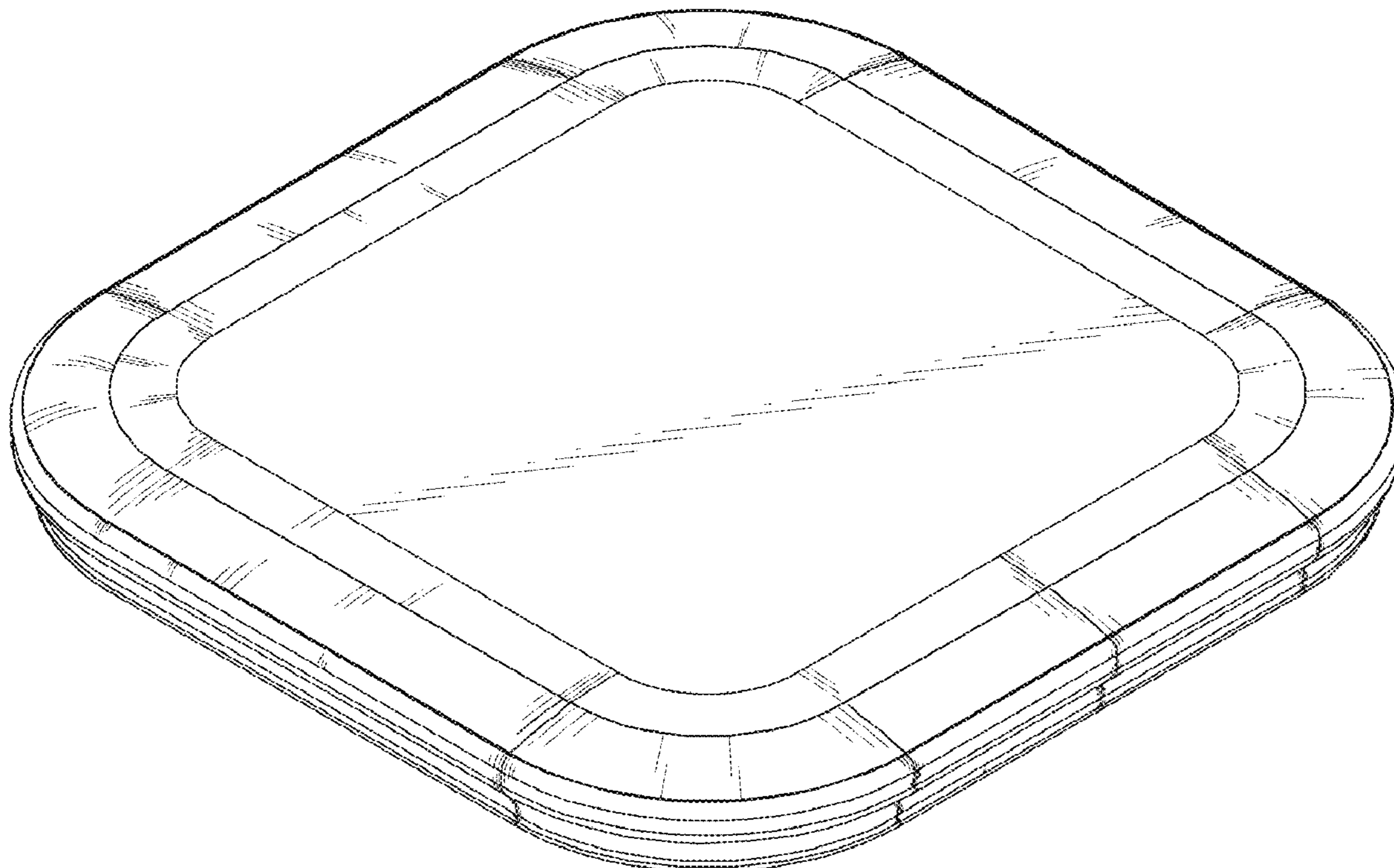
(57) **CLAIM**

The ornamental design for a cover, as shown and described.

**DESCRIPTION**

FIG. 1 is a perspective view of a cover showing my new design;  
FIG. 2 is a front view thereof; the rear view is omitted due to identical with front view;  
FIG. 3 is a left side view thereof;  
FIG. 4 is a right side view thereof;  
FIG. 5 is a top plan view thereof;  
FIG. 6 is a bottom plan view thereof;  
FIG. 7 is perspective view thereof shown in a collapsed state; and,  
FIG. 8 is another perspective view thereof shown in a collapsed state.

**1 Claim, 7 Drawing Sheets**



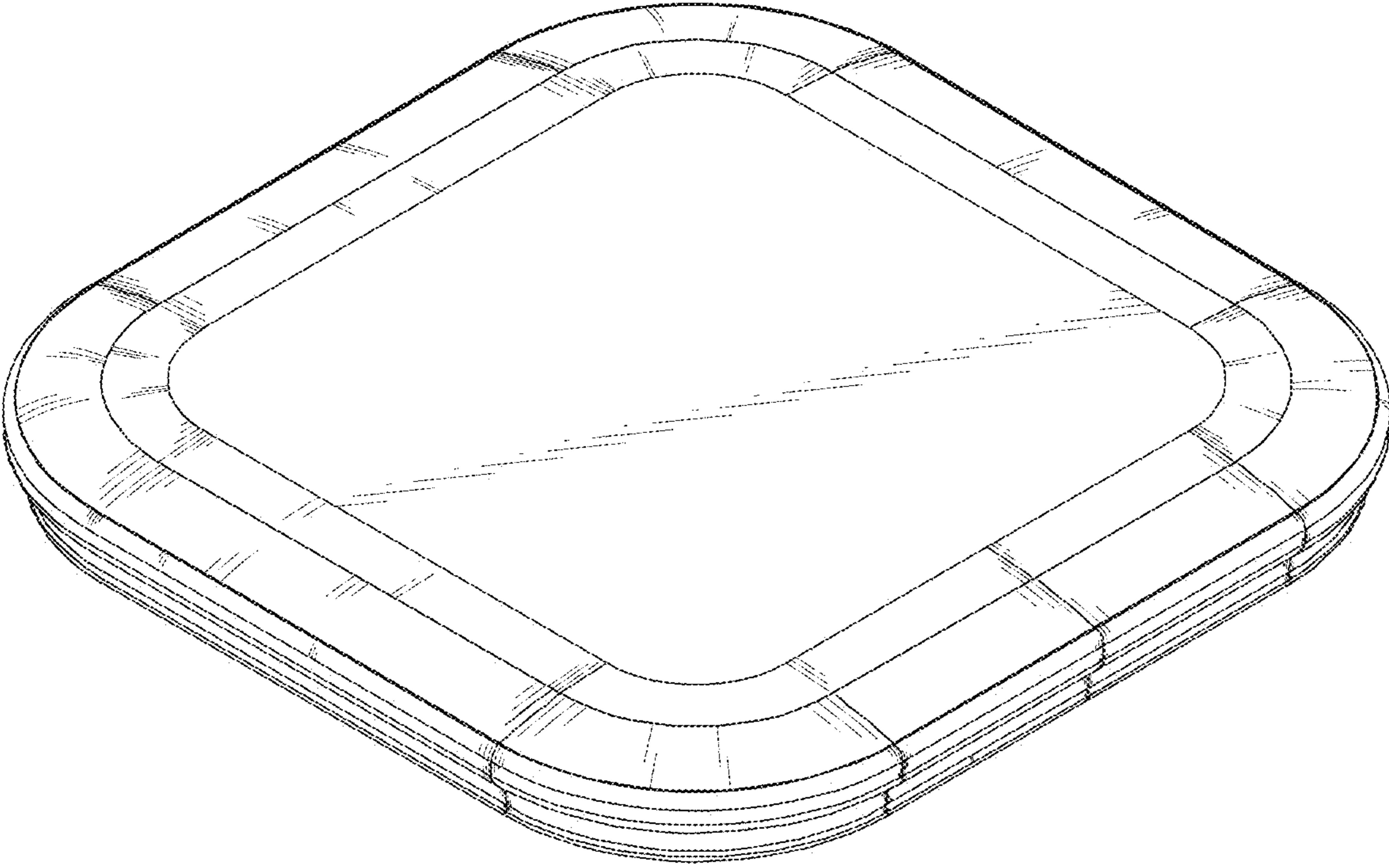


FIG.1




FIG.2




FIG.3




FIG.4

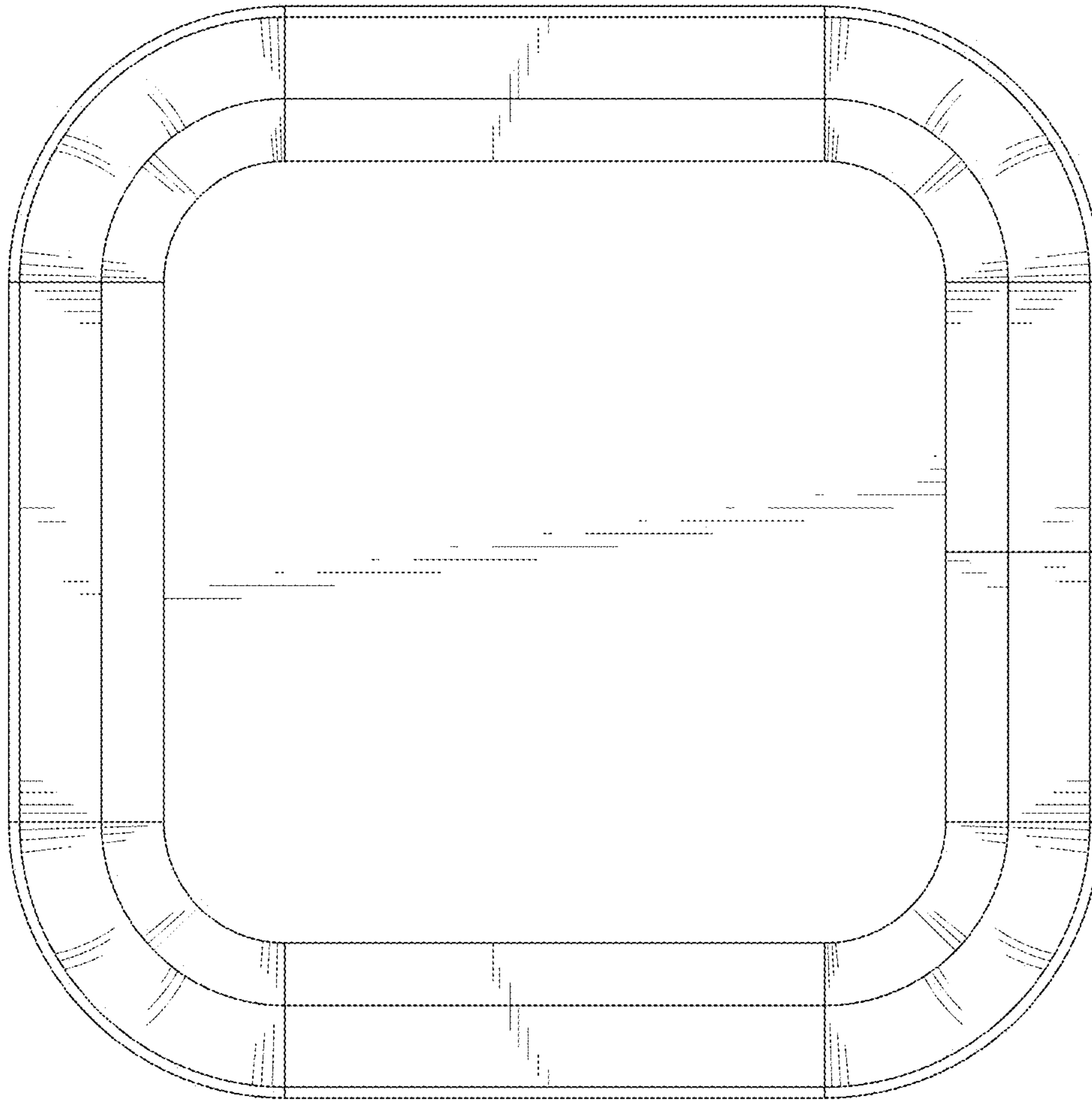


FIG.5

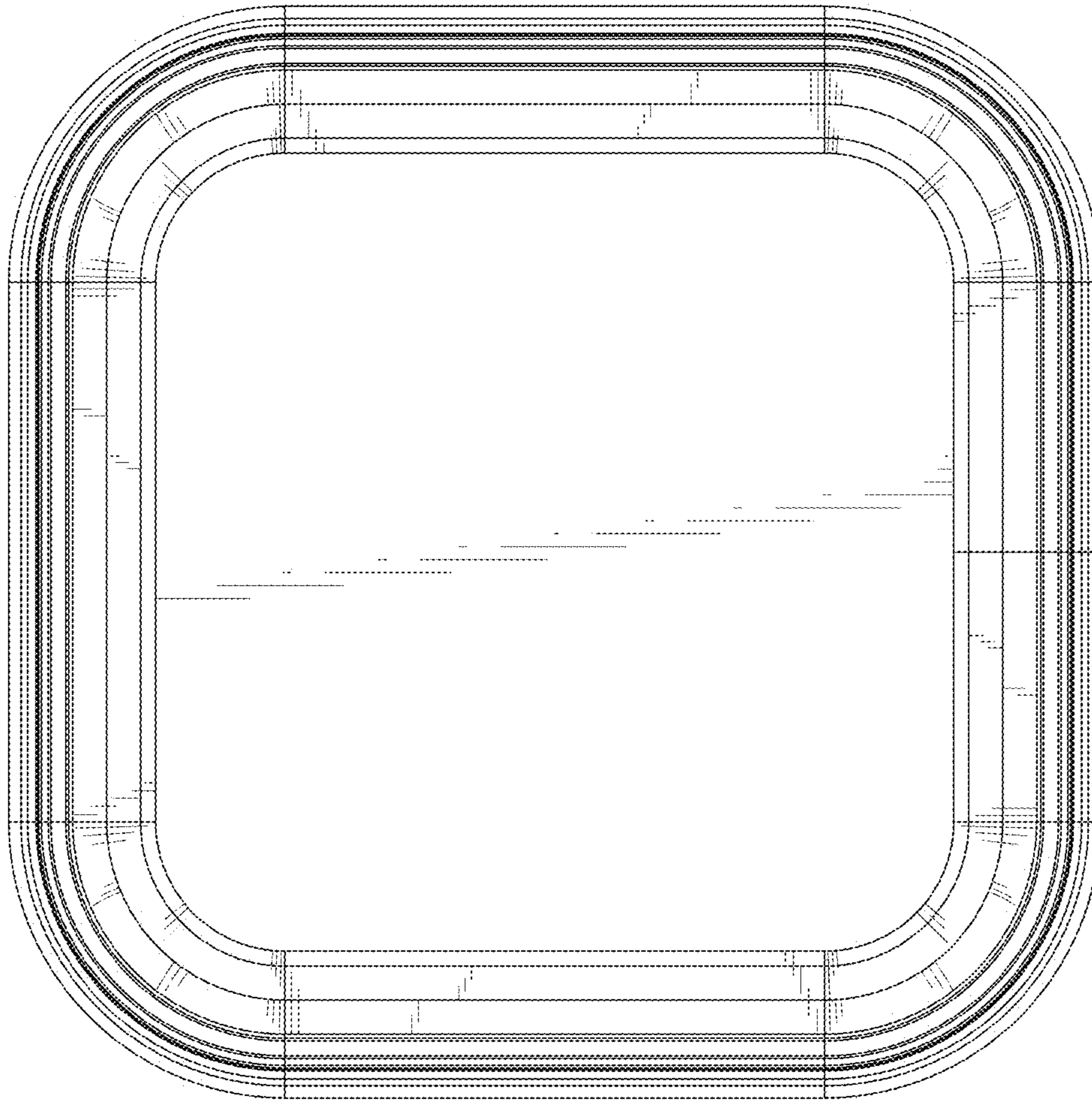


FIG.6

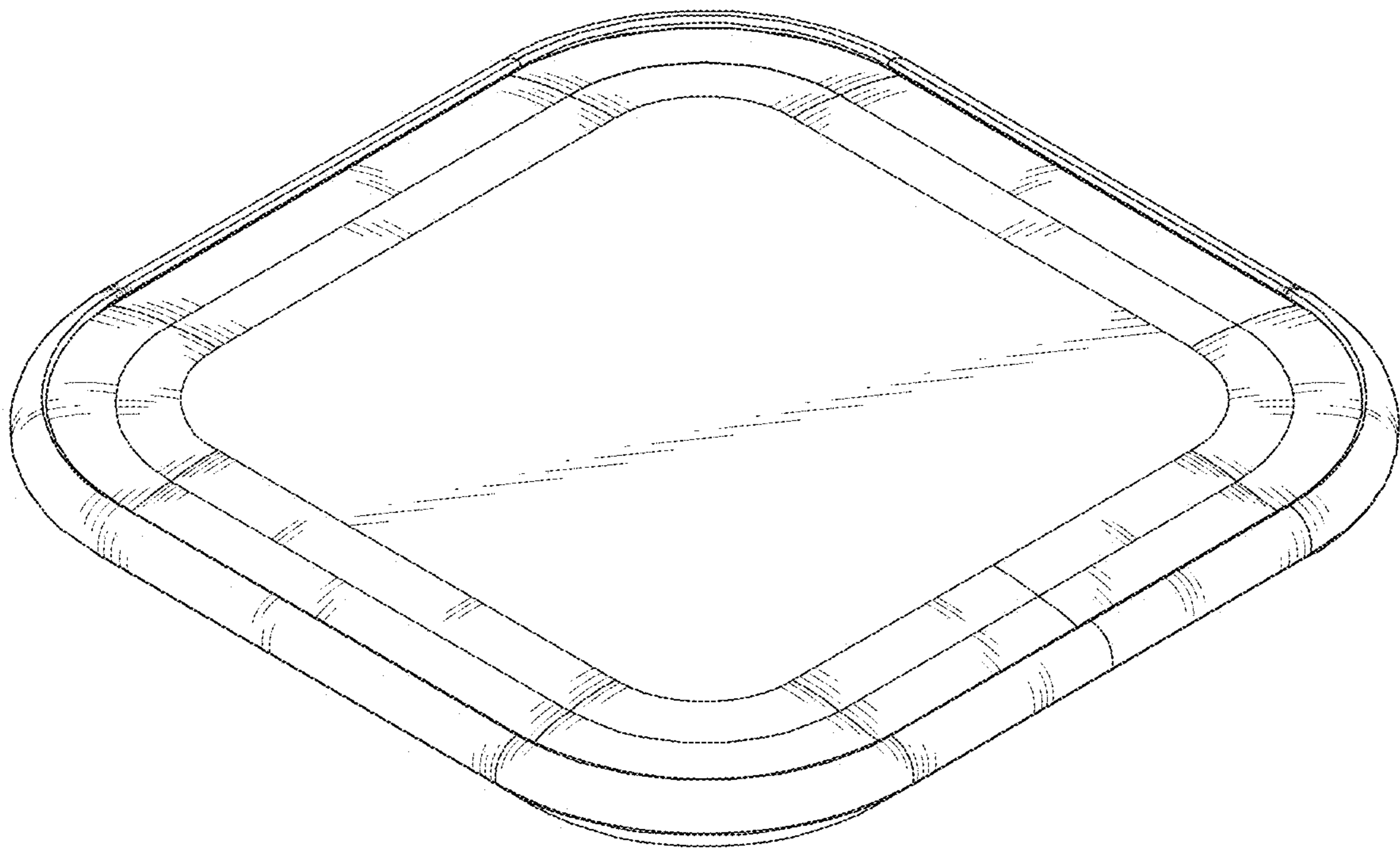


FIG.7

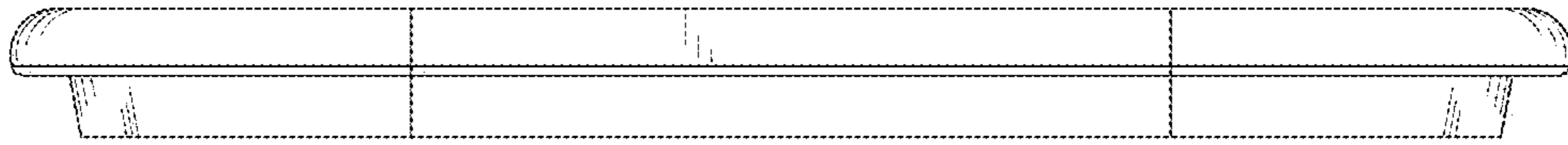


FIG.8