



US00D957168S

(12) **United States Design Patent** (10) **Patent No.:** **US D957,168 S**
Li (45) **Date of Patent:** **** Jul. 12, 2022**

(54) **FILE CABINET**

(71) Applicant: **Yingbin Li**, Luoyang (CN)
(72) Inventor: **Yingbin Li**, Luoyang (CN)
(**) Term: **15 Years**

(21) Appl. No.: **29/785,027**

(22) Filed: **May 24, 2021**

(51) **LOC (13) Cl.** **06-04**

(52) **U.S. Cl.**
USPC **D6/668.1**

(58) **Field of Classification Search**
USPC D6/663, 664, 664.1, 671, 671.1, 671.2,
D6/671.3, 671.4, 668, 668.1, 668.2
CPC A47B 47/00; A47B 17/04; A47B 47/03;
A47B 47/04; A47B 63/00; A47B 67/00;
A47B 67/04; A47B 88/00; A47B 88/40;
A47B 88/42; A47B 45/00

See application file for complete search history.

(56) **References Cited**

U.S. PATENT DOCUMENTS

D236,782 S *	9/1975	Sklaroff	D6/671.1
D270,409 S *	9/1983	Hannah	D6/671.1
D328,824 S *	8/1992	Bellini	D6/671.1
D424,328 S *	5/2000	Dominik	D6/671.1
D488,321 S	4/2004	Perella et al.		
D514,846 S *	2/2006	McDiarmid	D6/671.1
D759,995 S *	6/2016	Miller	D6/671.1
D771,416 S *	11/2016	Miller	D6/671.1
D824,701 S *	8/2018	Zou	D6/671
D850,164 S *	6/2019	McKillip	D6/668.1
10,869,550 B2 *	12/2020	Ding Yik Ming	A47B 45/00
D915,797 S *	4/2021	Ding Yik Ming	D6/668.2

OTHER PUBLICATIONS

Stockpile Curve File Cabinet (White), lauradavidsondirect.com, Retrieved Date: Feb. 25, 2022, p. 1, from https://www.lauradavidsondirect.com/products/stockpile-file-cabinet-white?gclid=EAlalQobChMlq8nZj9Wb9glVc8yzCh1glwCDEAKYCCABEgJREPD_BwE (Year: 2022).*

* cited by examiner

Primary Examiner — Mimosa De

(74) *Attorney, Agent, or Firm* — Che-Yang Chen; Law Office of Michael Chen

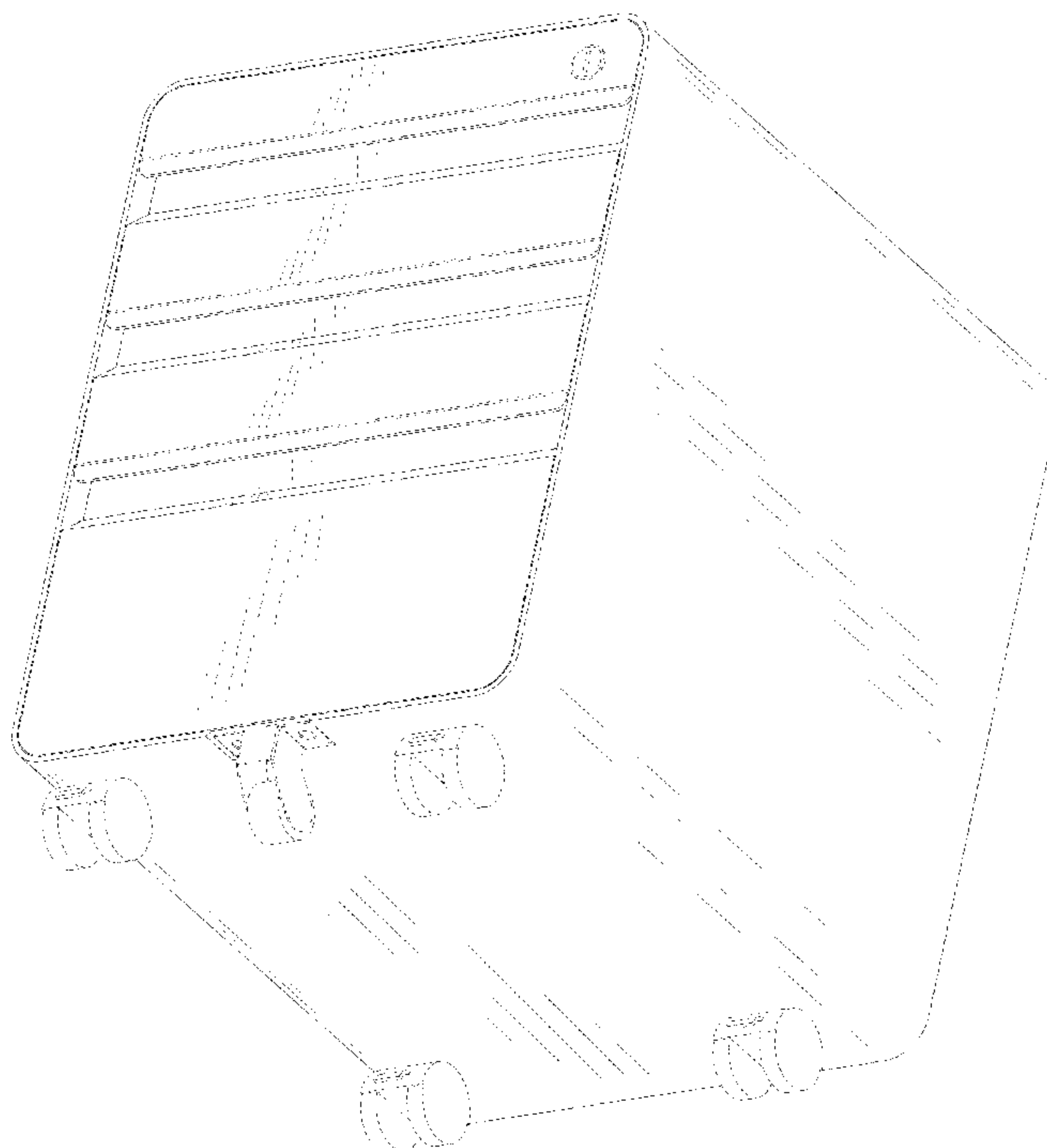
(57) **CLAIM**

The ornamental design for a file cabinet, as shown and described.

DESCRIPTION

FIG. 1 is a perspective view of the file cabinet showing my new design;
FIG. 2 is a front elevational view thereof;
FIG. 3 is a rear elevational view thereof;
FIG. 4 is a left side elevational view thereof;
FIG. 5 is a right side elevational view thereof;
FIG. 6 is a top plan view thereof; and,
FIG. 7 is a bottom plan view thereof.
The broken lines shown in the drawing are for the purpose of illustrating environmental structure and form no part of the claimed design.

1 Claim, 7 Drawing Sheets



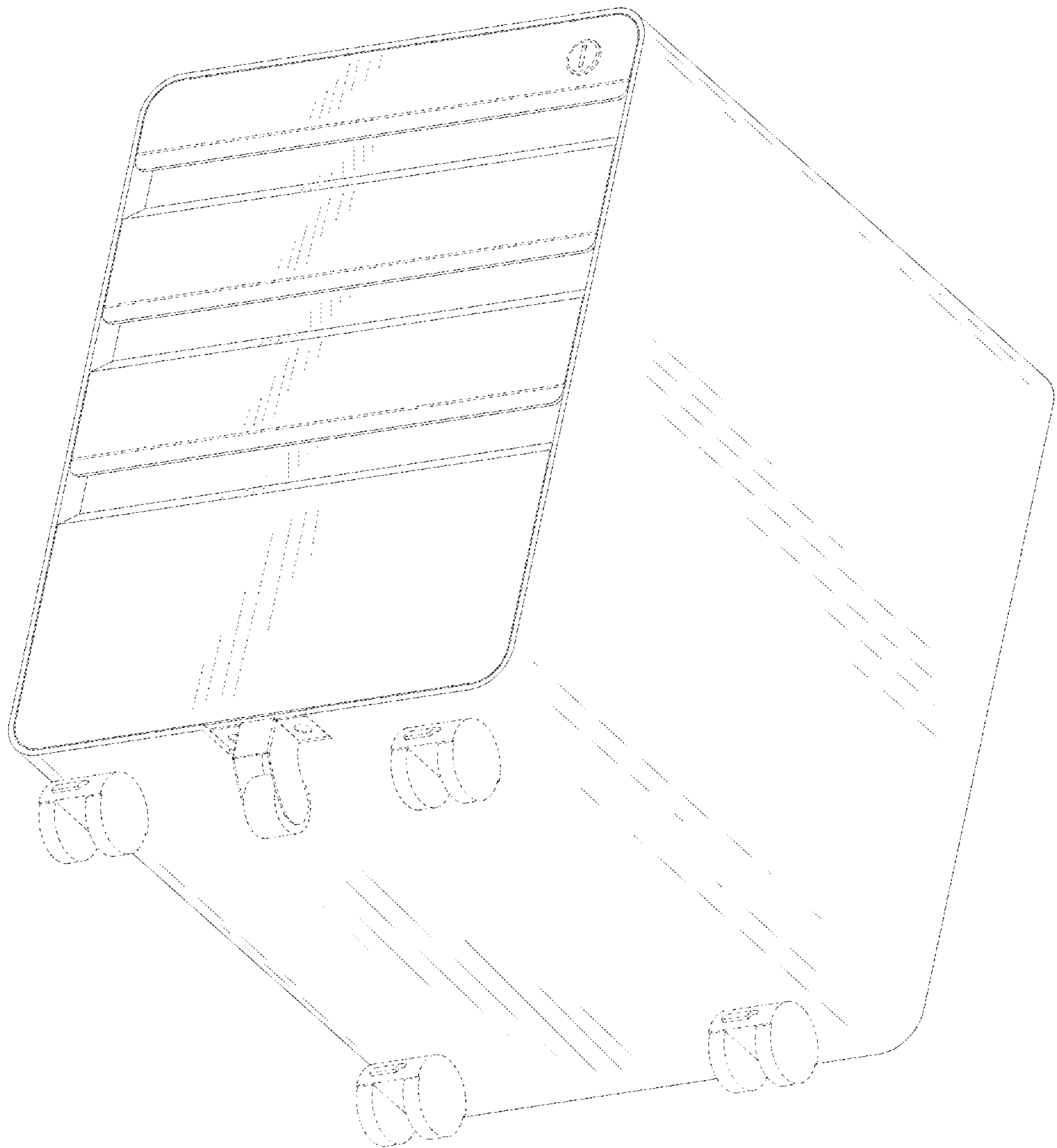


FIG.1




FIG. 2




FIG. 3




FIG. 4



FIG. 5




FIG. 6

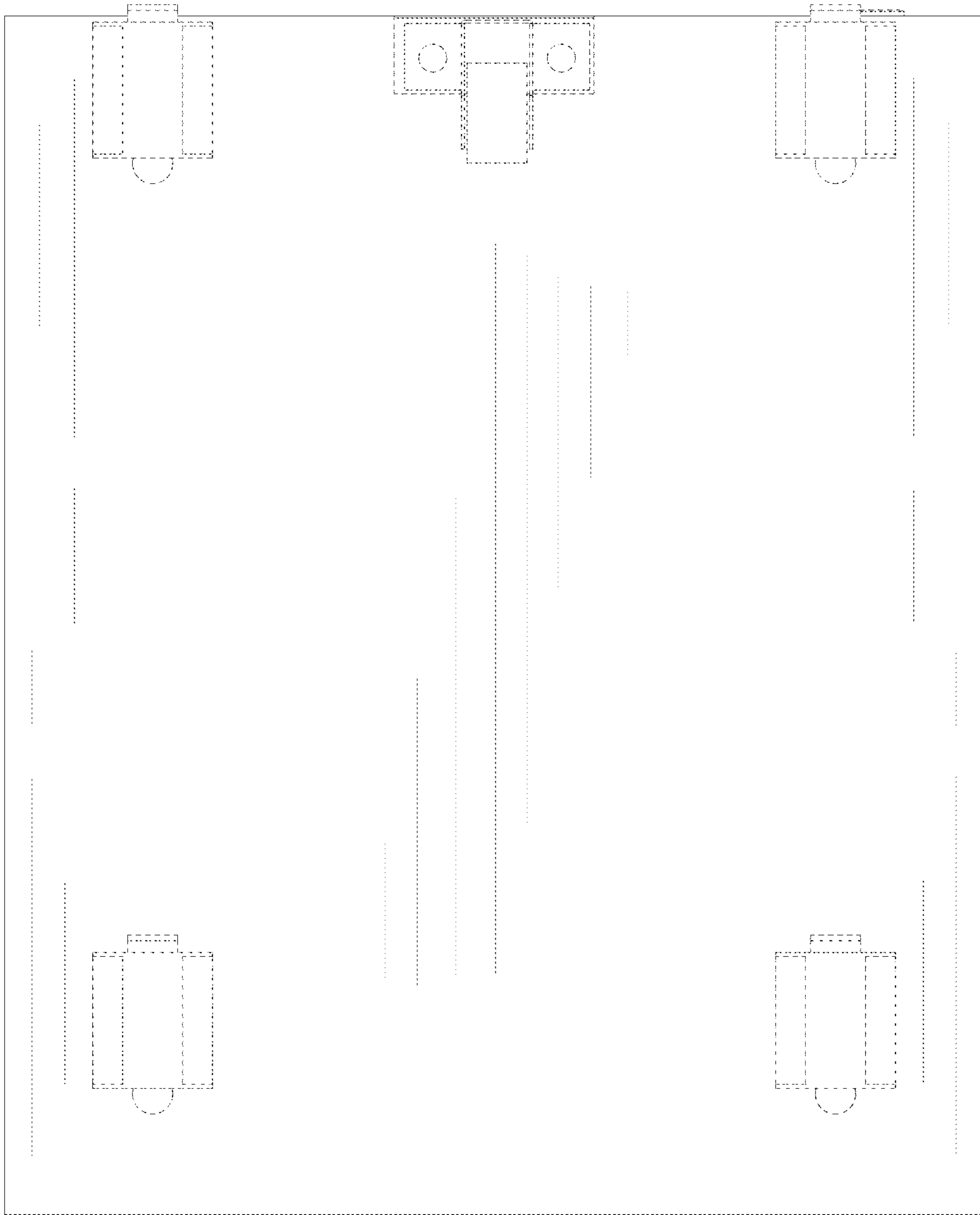


FIG. 7