



US00D957165S

(12) **United States Design Patent** (10) **Patent No.:** **US D957,165 S**
Bradley (45) **Date of Patent:** **** Jul. 12, 2022**

(54) **ARTIFICIAL GRASS THERAPY MAT**
(71) Applicant: **Daria Bradley**, South Bend, IN (US)
(72) Inventor: **Daria Bradley**, South Bend, IN (US)
(**) Term: **15 Years**
(21) Appl. No.: **29/732,868**
(22) Filed: **Apr. 28, 2020**
(51) **LOC (13) Cl.** **06-11**
(52) **U.S. Cl.**
USPC **D6/588**
(58) **Field of Classification Search**
USPC D6/582-585, 588, 592; D12/203;
D24/212; D32/57
CPC A47G 27/0206; A47G 27/0212; A47G
27/0218; A47G 27/0225; A47G 27/0237;
A47G 9/062; A47K 3/002; A47K 7/026;
A47L 23/26; A47L 23/266; A63B
21/4037; A63B 6/00; A63B 23/0464
See application file for complete search history.

(56) **References Cited**
U.S. PATENT DOCUMENTS
378,369 A * 2/1888 Hyer B32B 7/12
206/0.8
3,744,483 A 7/1973 Picolin
3,747,233 A 7/1973 Berryman
D443,909 S * 6/2001 Mirafior A01K 1/0117
D21/792
D478,174 S * 8/2003 Huang D24/212
D512,536 S * 12/2005 Sahm, III A01K 1/0107
119/347
D637,554 S 5/2011 van der Lande
D702,895 S 4/2014 Mishan
D717,568 S * 11/2014 Drazin D6/583
D727,449 S * 4/2015 Sun D21/792
D782,750 S * 3/2017 Denney D30/158
9,750,224 B2 * 9/2017 Kupka A01K 1/0107

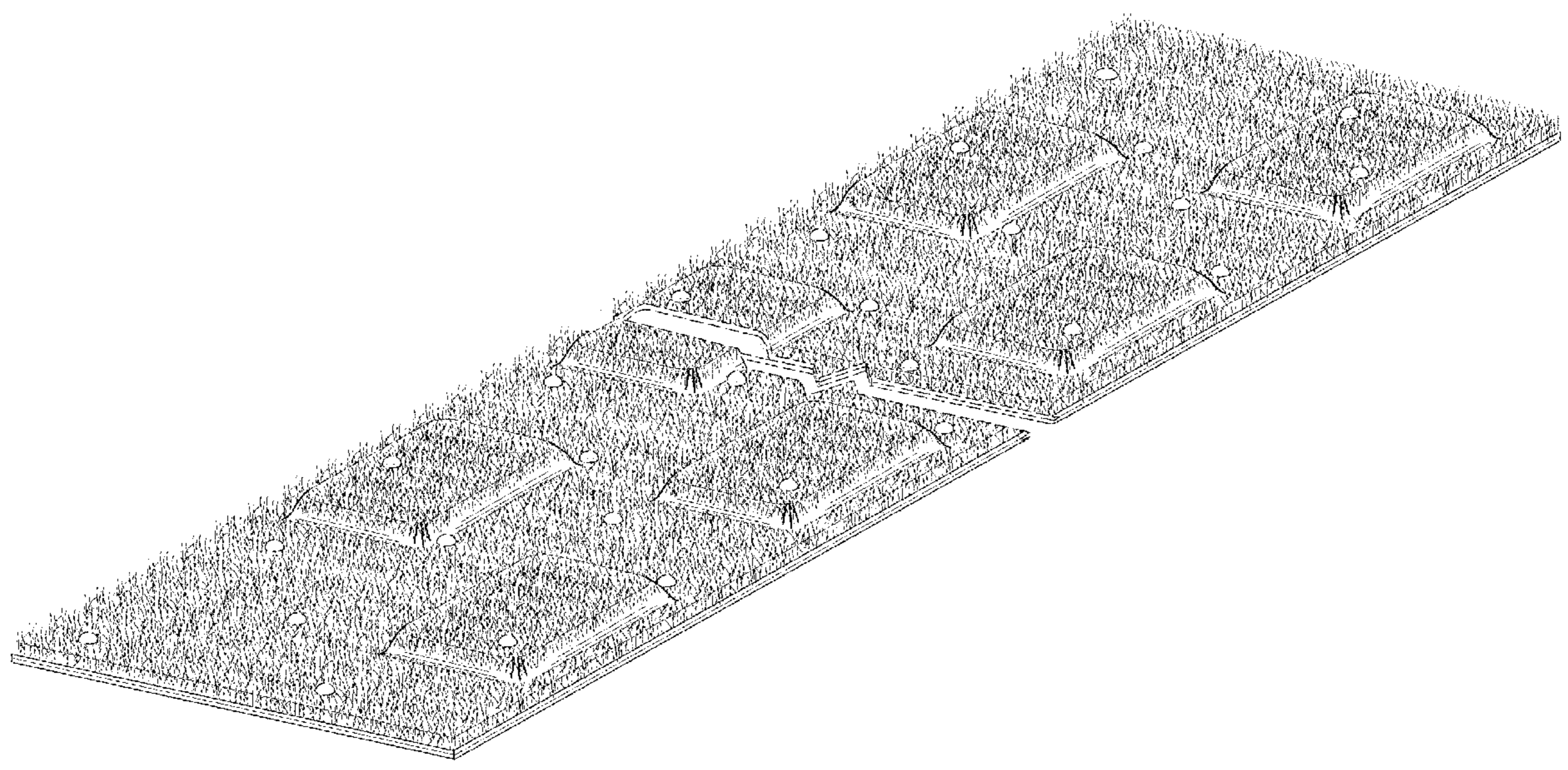
D837,564 S * 1/2019 Sheydin B32B 7/12
D6/582
D949,370 S * 4/2022 Barzvi D24/212
2005/0170935 A1 8/2005 Manser
2010/0122662 A1 * 5/2010 Kennington A01K 1/0117
119/165
2014/0158060 A1 * 6/2014 Martin A01K 1/0107
119/169
2014/0220265 A1 8/2014 Stoll
2015/0080181 A1 3/2015 Skulman
2017/0128816 A1 5/2017 DeMarch

* cited by examiner
Primary Examiner — Kevin K Rudzinski
Assistant Examiner — Clare Ann Gannon

(57) **CLAIM**
The ornamental design for an artificial grass therapy mat, as shown and described.

DESCRIPTION
FIG. 1 is a front perspective view of a physical therapy mat showing the new design.
FIG. 2 is a front view thereof.
FIG. 3 is a back view thereof, with the physical therapy mat shown in a rotated configuration with the bottom of the mat facing the top of the drawing sheet.
FIG. 4 is a top view thereof.
FIG. 5 is a bottom view thereof.
FIG. 6 is a right side view thereof; and,
FIG. 7 is a left side view thereof, with the physical therapy mat shown in a rotated configuration.
The break line shown in the drawings symbolize breaks in the length of the article in which the claimed design is embodied. The appearance of any portion of the article between the break lines forms no part of the claimed design. The broken lines are for the purpose of illustrating portions of the article that form no part of the claim.

1 Claim, 5 Drawing Sheets






FIG. 1



FIG. 2

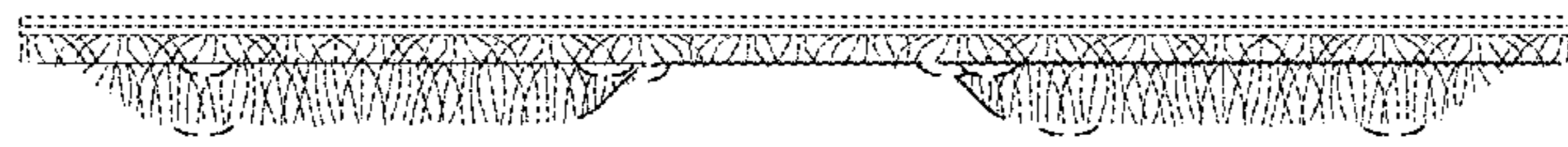


FIG. 3

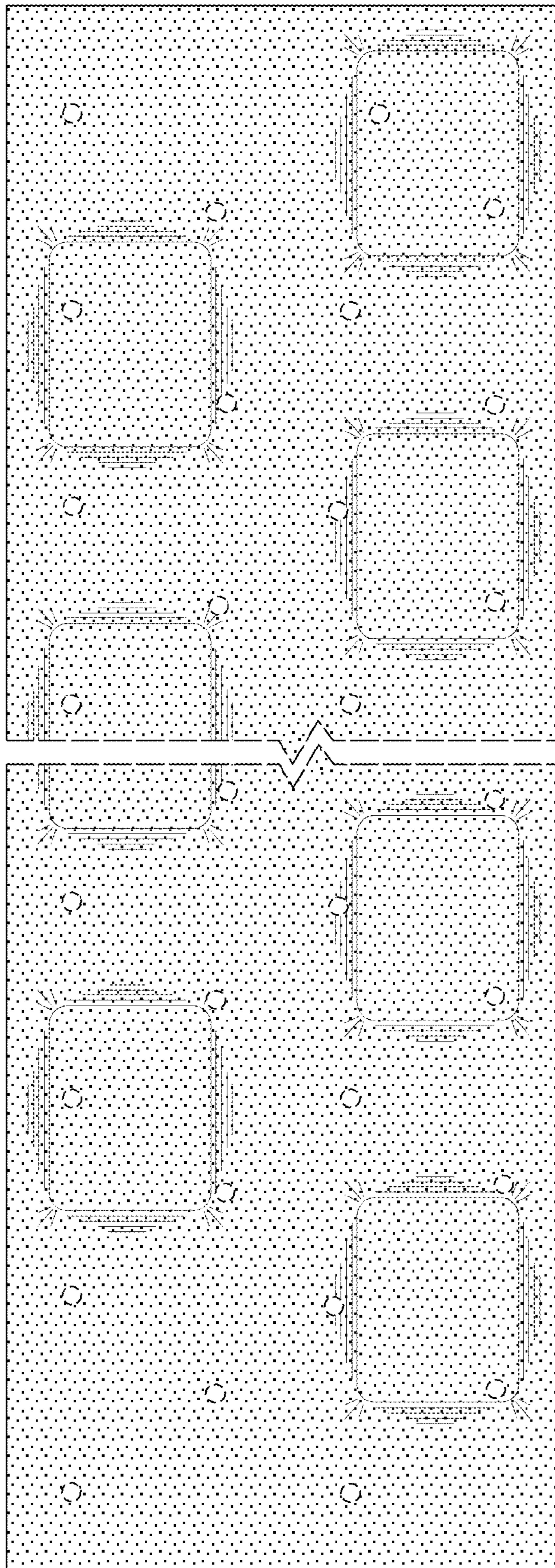


FIG. 4

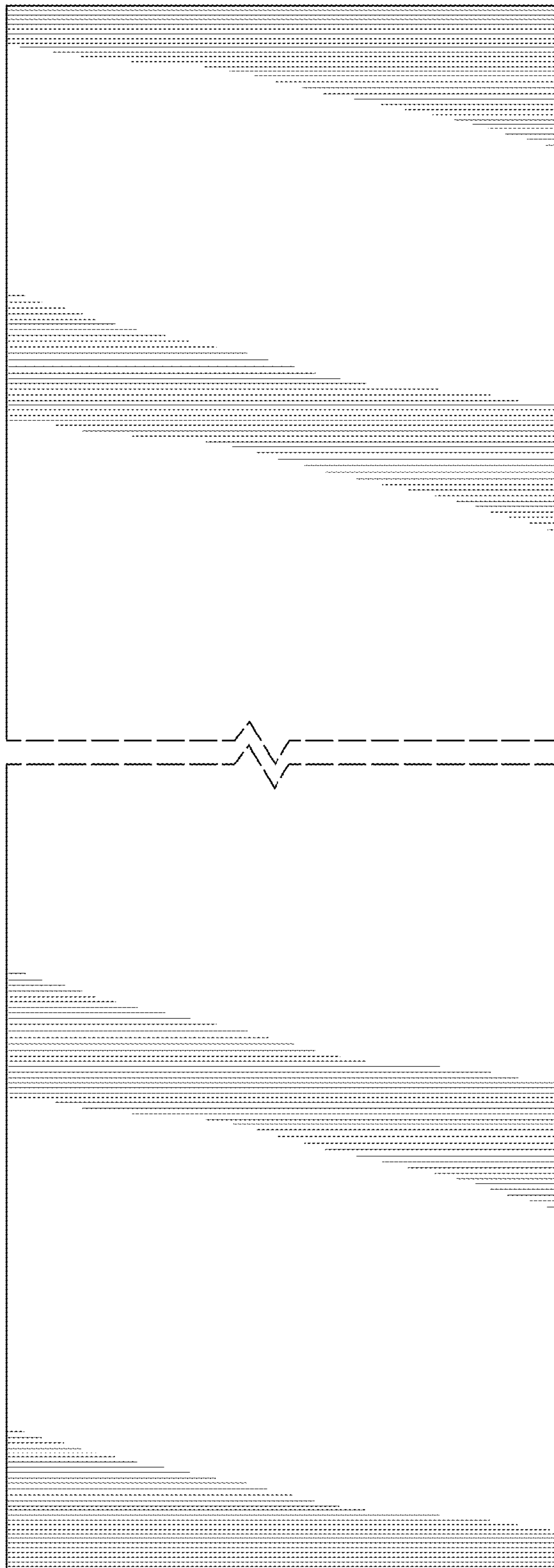


FIG. 5

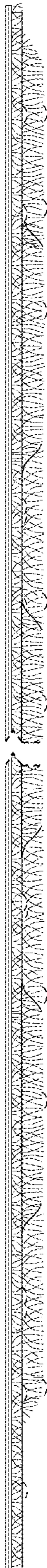


FIG. 6



FIG. 7