



US00D957145S

(12) **United States Design Patent** (10) **Patent No.:** **US D957,145 S**
Luo (45) **Date of Patent:** **** Jul. 12, 2022**

(54) **HANGER**
(71) Applicant: **Weijie Luo**, Guangdong (CN)
(72) Inventor: **Weijie Luo**, Guangdong (CN)
(**) Term: **15 Years**

D805,792 S * 12/2017 So D6/317
D830,707 S * 10/2018 Tsai D6/317
D914,374 S 3/2021 Cavazos, Jr.
D917,184 S 4/2021 Tsai
D929,751 S * 9/2021 Berger D6/315

(21) Appl. No.: **29/805,187**

FOREIGN PATENT DOCUMENTS

CN 305330240 * 9/2019

(22) Filed: **Aug. 25, 2021**

OTHER PUBLICATIONS

(51) **LOC (13) Cl.** **06-08**

IDesign Classico Closet Organizer Rack for Ties, Belts [online], [site visited May 25, 2022]. Available from internet, URL: <https://www.amazon.com/dp/B00W02VE4C/?th=1> (Year: 2018).*
IDesign Classico 6560 CLC Tie/Belt, Vertical Rack [online], [site visited May 25, 2022]. Available from internet, URL: <https://www.amazon.com/InterDesign-Classico-Vertical-Closet-Organizer/dp/B00078MNM8?ref_ast_sto_dp&th=1&psc=1> (Year: 2017).*

(52) **U.S. Cl.**

USPC **D6/317**

(58) **Field of Classification Search**

USPC D6/315-328; D8/367
CPC A47G 25/1407; A47G 25/1457; A47G 25/26; A47G 25/28; A47G 25/30; A47G 25/32; A47G 25/34; A47G 25/36; A47G 25/38; A47G 25/442; A47G 25/625; A47G 25/743; A47G 2025/1492

See application file for complete search history.

* cited by examiner

Primary Examiner — Cynthia Ramirez
Assistant Examiner — Xavier Marti-Santos
(74) *Attorney, Agent, or Firm* — ScienBiziP, P.C.

(56) **References Cited**

(57) **CLAIM**

The ornamental design for a hanger, as shown and described.

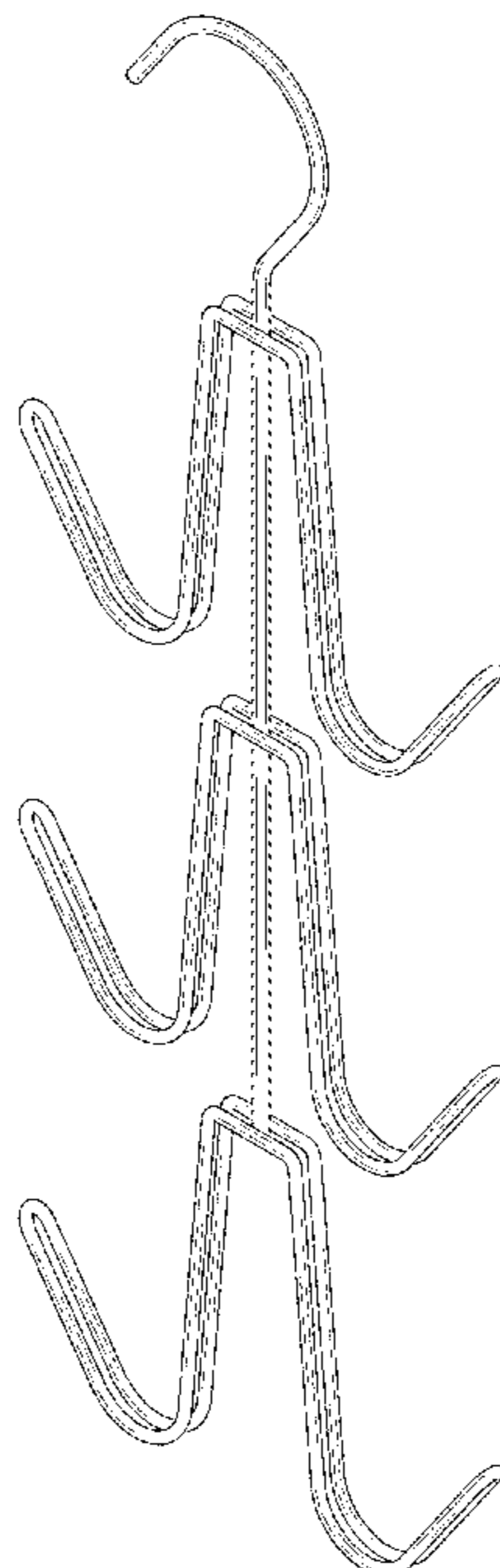
U.S. PATENT DOCUMENTS

DESCRIPTION

2,777,582 A * 1/1957 Van Dusen A47G 25/743 211/50
D281,931 S * 12/1985 Arnold D6/327
D313,742 S * 1/1991 Ruff D8/367
D320,118 S * 9/1991 Testa D6/317
D323,072 S * 1/1992 Anderson D6/315
6,070,773 A * 6/2000 Pogoda A47G 25/743 223/88
D499,255 S * 12/2004 Goodman D6/317
D506,076 S * 6/2005 Weisgerber D6/317
7,611,034 B1 * 11/2009 Peterson A47G 25/60 211/115
D759,982 S * 6/2016 Berger D6/317

FIG. 1 is a front, right, and top perspective view of a hanger, showing my design.
FIG. 2 is a rear, left, and bottom perspective view thereof.
FIG. 3 is a front elevation view thereof.
FIG. 4 is a rear elevation view thereof.
FIG. 5 is a left side elevation view thereof.
FIG. 6 is a right side elevation view thereof.
FIG. 7 is a top plan view thereof; and,
FIG. 8 is a bottom plan view thereof.

1 Claim, 8 Drawing Sheets



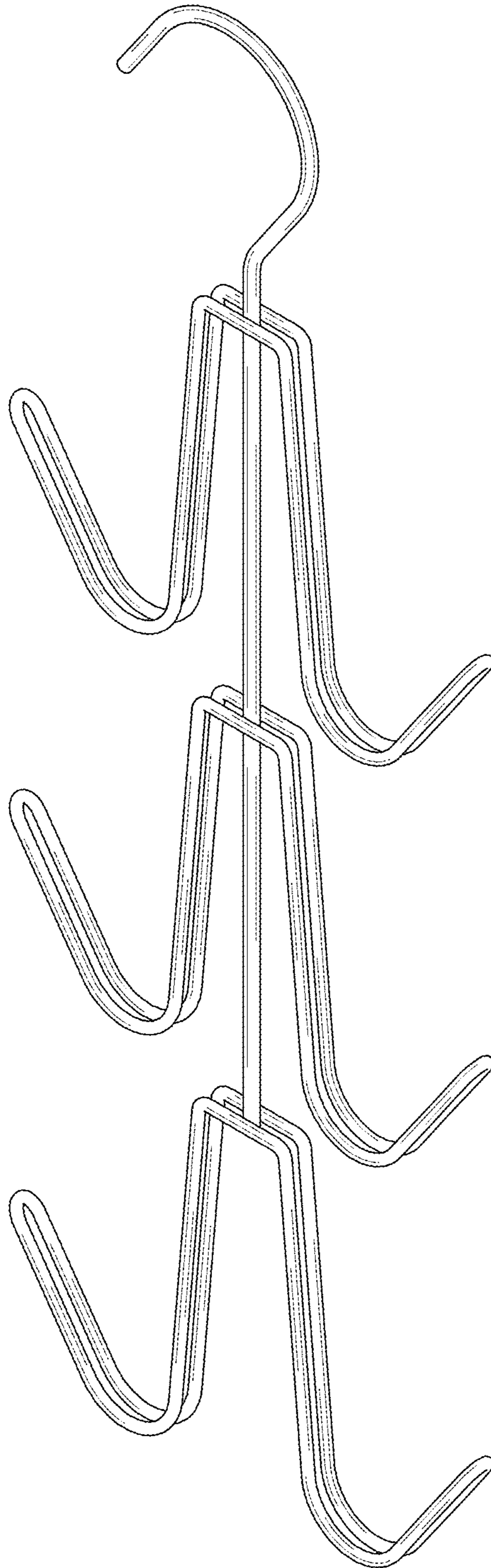


FIG. 1

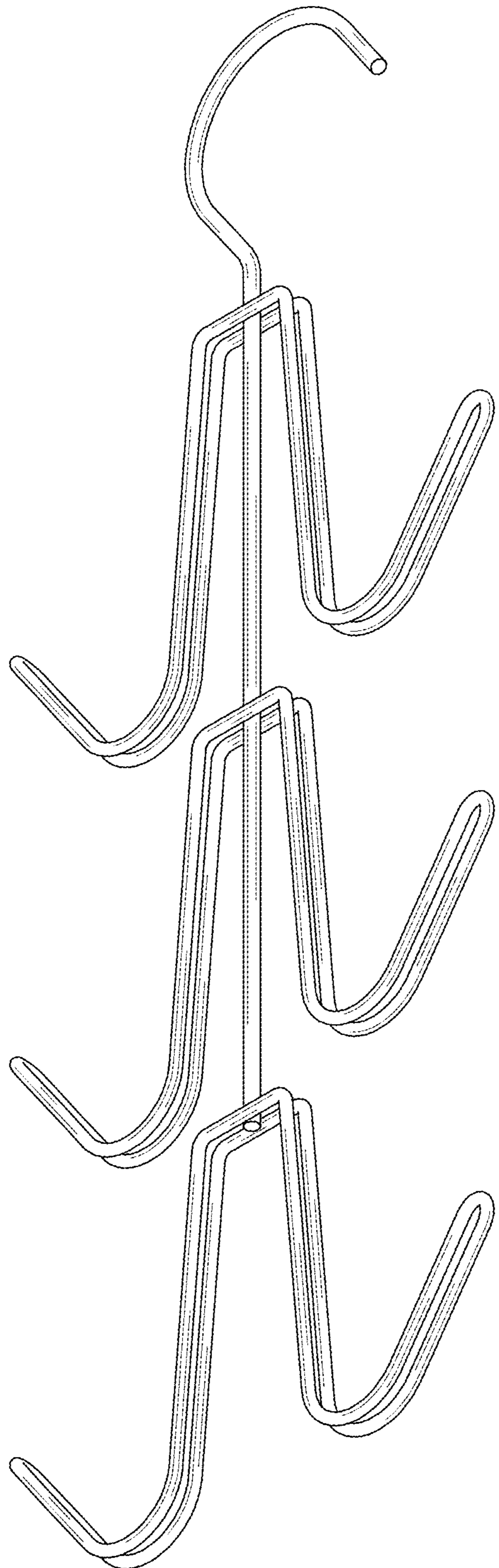


FIG. 2

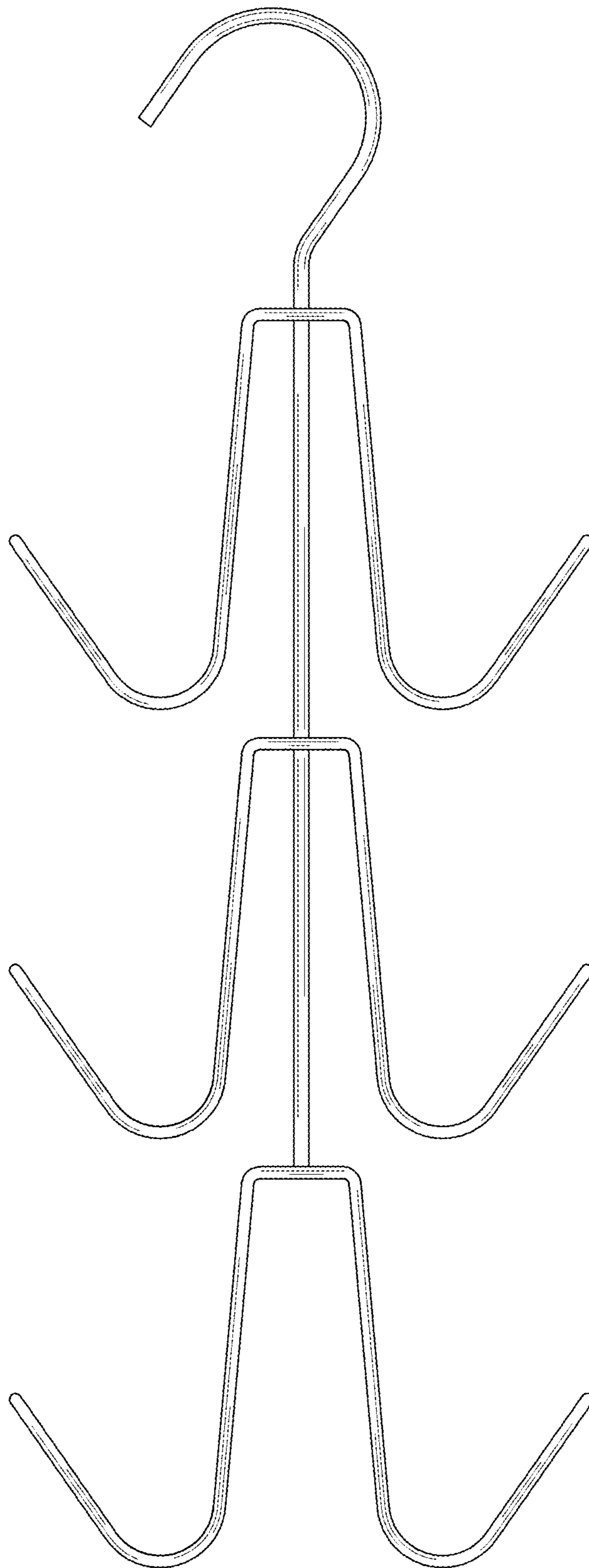


FIG. 3

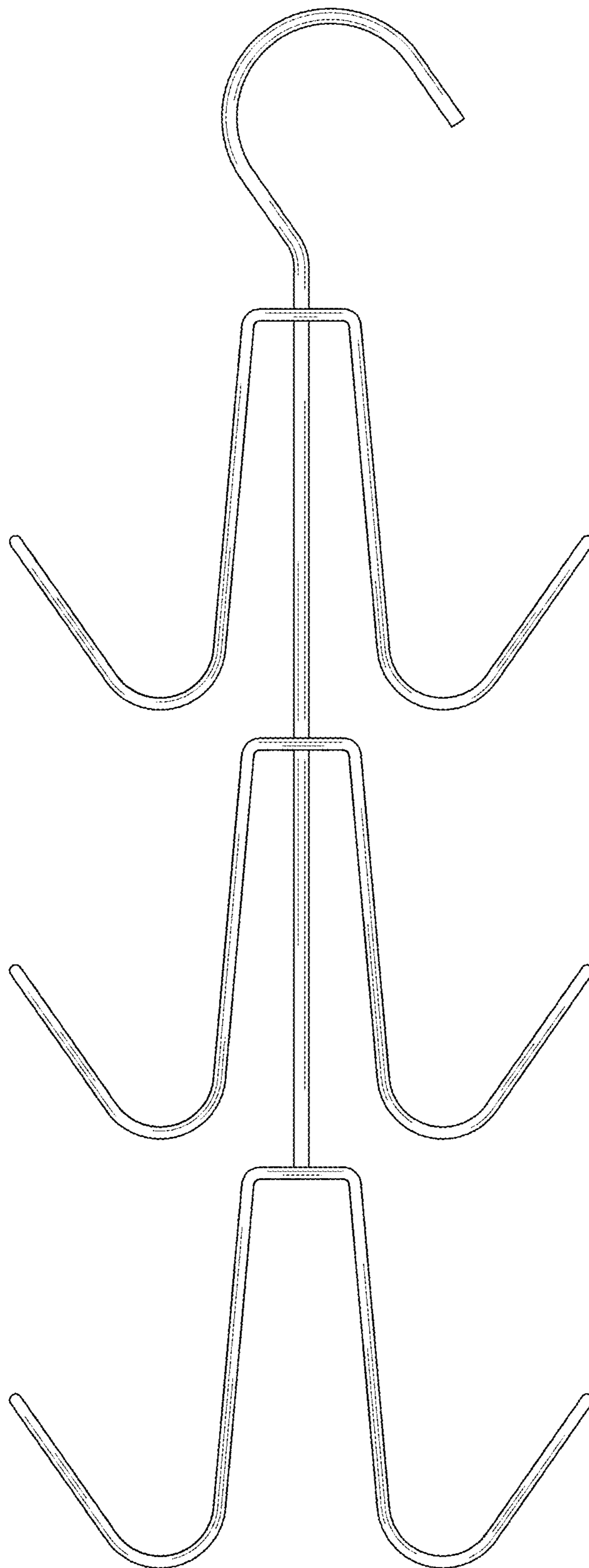


FIG. 4




FIG. 5




FIG. 6




FIG. 7




FIG. 8