



US00D957125S

(12) **United States Design Patent** (10) **Patent No.:** **US D957,125 S**
Chan et al. (45) **Date of Patent:** **** Jul. 12, 2022**

(54) **LUGGAGE**

(71) Applicant: **Monos Travel Ltd.**, Vancouver (CA)

(72) Inventors: **Hubert Jan-Wei Chan**, Vancouver (CA); **Seung Woo Shin**, Vancouver (CA); **Victor King Ming Tam**, Vancouver (CA)

(73) Assignee: **Monos Travel Ltd.**, Vancouver (CA)

(**) Term: **15 Years**

(21) Appl. No.: **29/678,118**

(22) Filed: **Jan. 25, 2019**

(51) **LOC (13) Cl.** **03-01**

(52) **U.S. Cl.**
USPC **D3/279**

(58) **Field of Classification Search**
USPC D3/232, 239, 240, 242, 271.1, 294, 273, D3/276, 279, 281, 282
CPC A45C 5/00; A45C 5/03; A45C 5/14
See application file for complete search history.

(56) **References Cited**

U.S. PATENT DOCUMENTS

D809,293	S	*	2/2018	Virassamy	D3/279
D898,356	S	*	10/2020	Rubio	D3/279
D899,776	S	*	10/2020	Rubio	D3/318
D905,431	S	*	12/2020	Moon	D3/279
D909,062	S	*	2/2021	Qian	D3/279
D918,581	S	*	5/2021	Chen	D3/279
D918,582	S	*	5/2021	Chen	D3/279
D920,666	S	*	6/2021	Lederer	D3/279
D922,768	S	*	6/2021	Chen	D3/279
D923,334	S	*	6/2021	Libuda	D3/283
D936,359	S	*	11/2021	Gadanne	D3/279
2017/0127776	A1	*	5/2017	Korey	A45C 13/103
2020/0352292	A1	*	11/2020	Naparstek	A45C 5/06

OTHER PUBLICATIONS

Carry-On Plus, posted at monos.com, no posting date, retrieved Jan. 25, 2022, online, URL:https://monos.com/products/carry-on-plus?variant=26451716079680 (Year: 2022).*

(Continued)

Primary Examiner — Mary Shannon Malley

(74) *Attorney, Agent, or Firm* — McGeary Cukor LLC; Vincent E McGeary

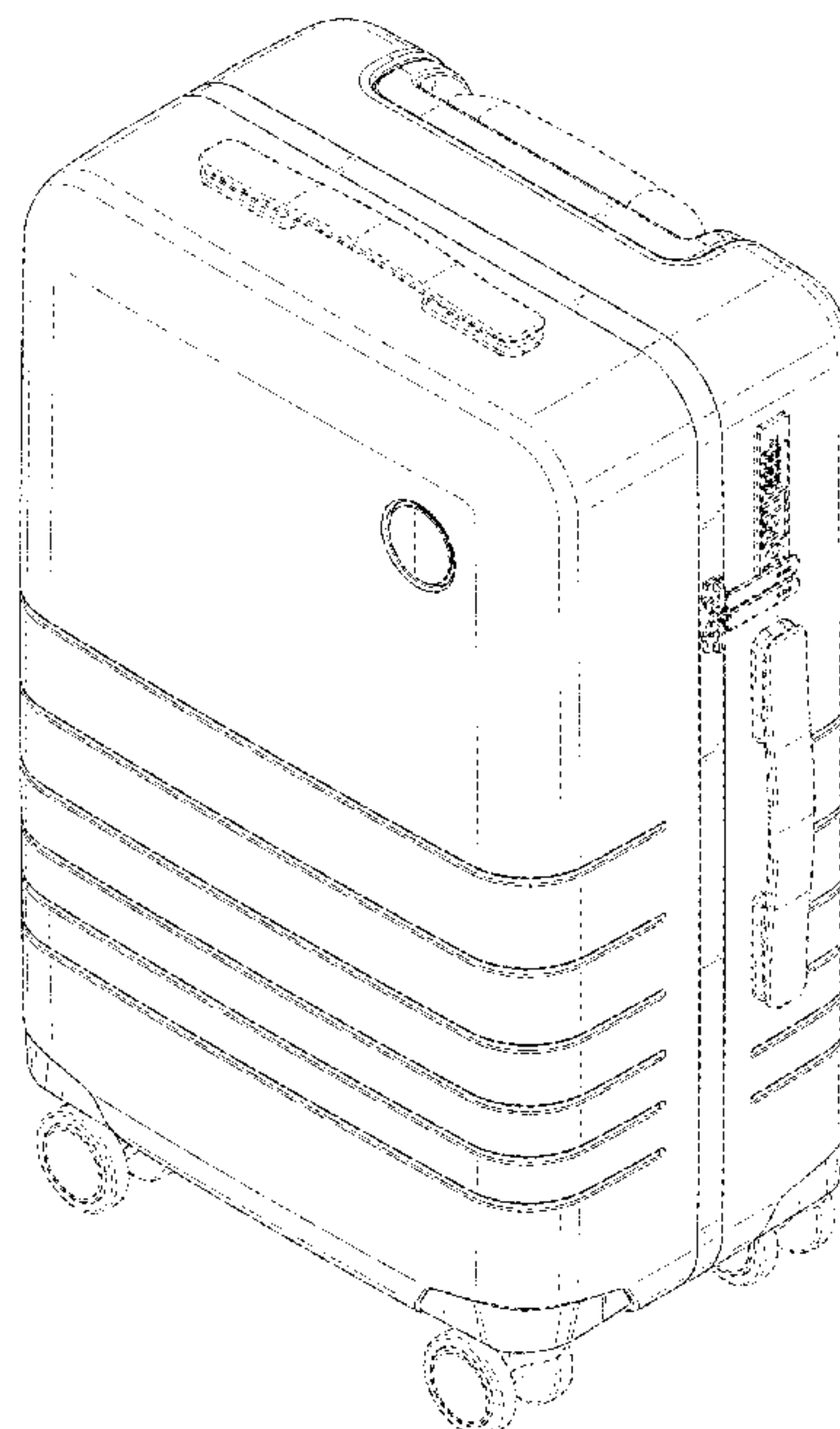
(57) **CLAIM**

The ornamental design for luggage, as shown and described.

DESCRIPTION

FIG. 1 is a front view of luggage showing a new design; FIG. 2 is a perspective view thereof; FIG. 3 is another front view thereof; FIG. 4 is a side view thereof; FIG. 5 is a rear view thereof; FIG. 6 is a side view thereof; FIG. 7 is a top view thereof; FIG. 8 is a bottom view thereof; FIG. 9 is a front view of another embodiment showing a new design; FIG. 10 is a perspective view thereof; FIG. 11 is another front view thereof; FIG. 12 is a side view thereof; FIG. 13 is a rear view thereof; FIG. 14 is a side view thereof; FIG. 15 is a top view thereof; and, FIG. 16 is a bottom view thereof. Broken lines in the Figures are for illustrative purposes only and form no part of the claimed design.

1 Claim, 16 Drawing Sheets



(56)

References Cited

OTHER PUBLICATIONS

Tineye reverse image search for NPL citation U images, first found Oct. 1, 2020, retrieved Jan. 25, 2021, online, URL: https://tineye.com/search/17c1019d87a215716b3f928e1598187887449433?sort=crawl_date&order=asc&page=1 (Year: 2020).*

Wayback machine search for NPL citation U, first found Sep. 23, 2020, retrieved Jan. 25, 2022, online, URL: <https://web.archive.org/web/20200923221438/https://monos.com/products/carry-on-plus?variant=26451716079680> (Year: 2020).*

Amazon; AmazonBasics Hardside Spinner Luggage-28-Inch; (www.amazon.com/AmazonBasics-Hardside-Spinner-Luggage-28-Inch).

Amazon; Coolife Luggage 3 Piece Set Suitcase Spinner Hardshell Lightweight.

Amazon; Hard Side Spinner Luggage 3 Piece Set Suitcase Spinner Hard Shell; (www.amazon.com/Spinner-Luggage-Piece-Suitcase-Shell).

Amazon; Hardside Spinner Luggage 3 Piece Set Suitcase TSA Lock Spinner Hard Shell; (www.amazon.com/Hardside-Spinner-Luggage-Suitcase-Sliver).

Amazon; AmazonBasics Hardside Spinner Luggage-Multi-Piece Set; (www.amazon.com/AmazonBasics-Hardside-Spinner-Luggage-Piece).

Amazon; Merax MT Imagine 3 Piece Luggage Set Spinner Suitcase; (www.amazon.com/Merax-Imagine-Luggage-Spinner-Suitcase).

Jrsk, Inc., Complaint, Case 1:18-cv-10752, Nov. 16, 2018, 1-13, United States District Court, Southern District of New York.

MONOS; Introducing Monos; <https://monos.com/>; Oct. 25, 2018; Monos; Vancouver, British Columbia.

Canadian Patent Office, Examination Report, dated May 8, 2020.

Canadian Patent Office, Payment Receipt and Amendment Submission Receipt, May 20, 2020 (see, in particular, p. 19).

* cited by examiner

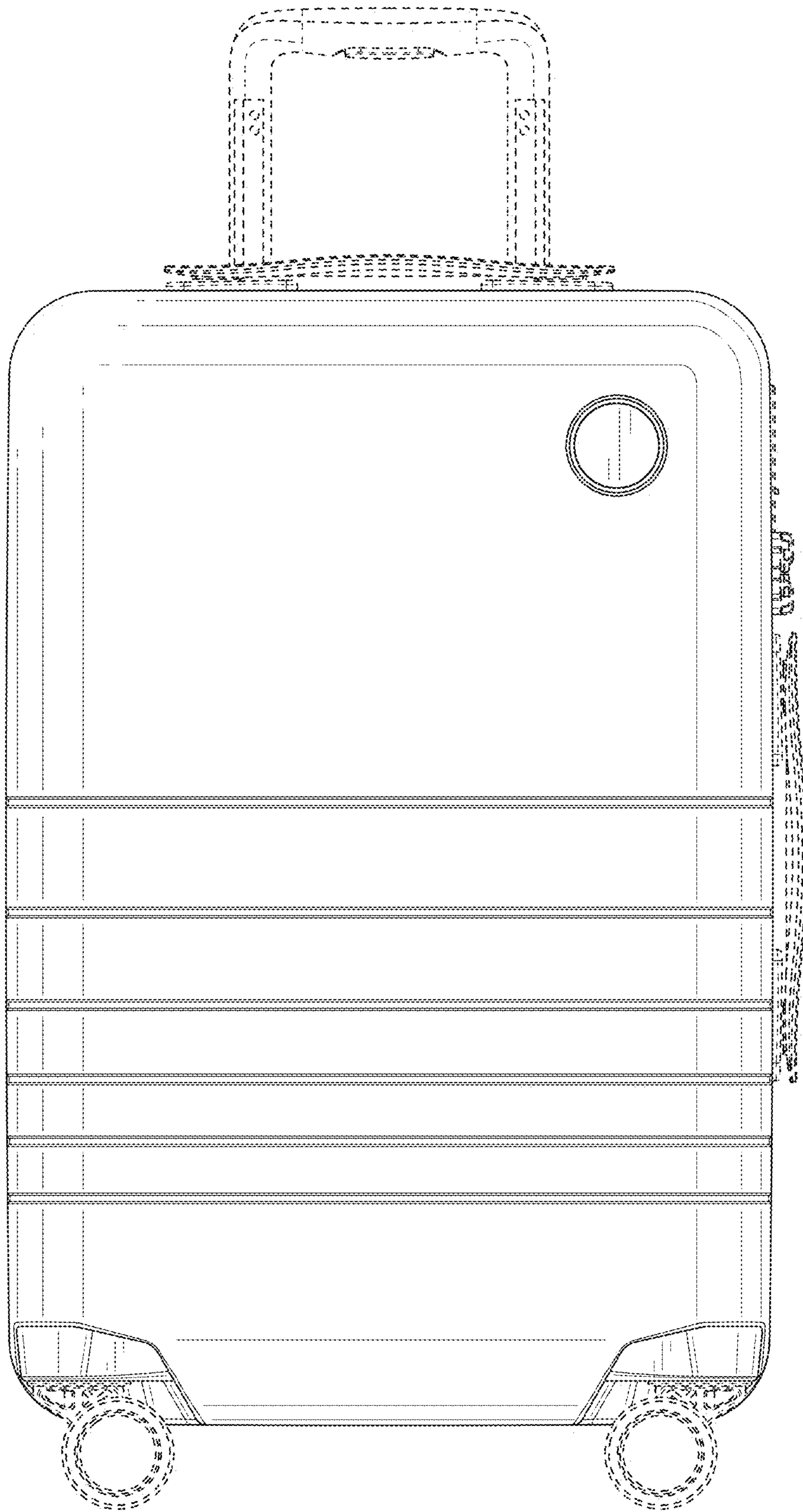


FIG. 1

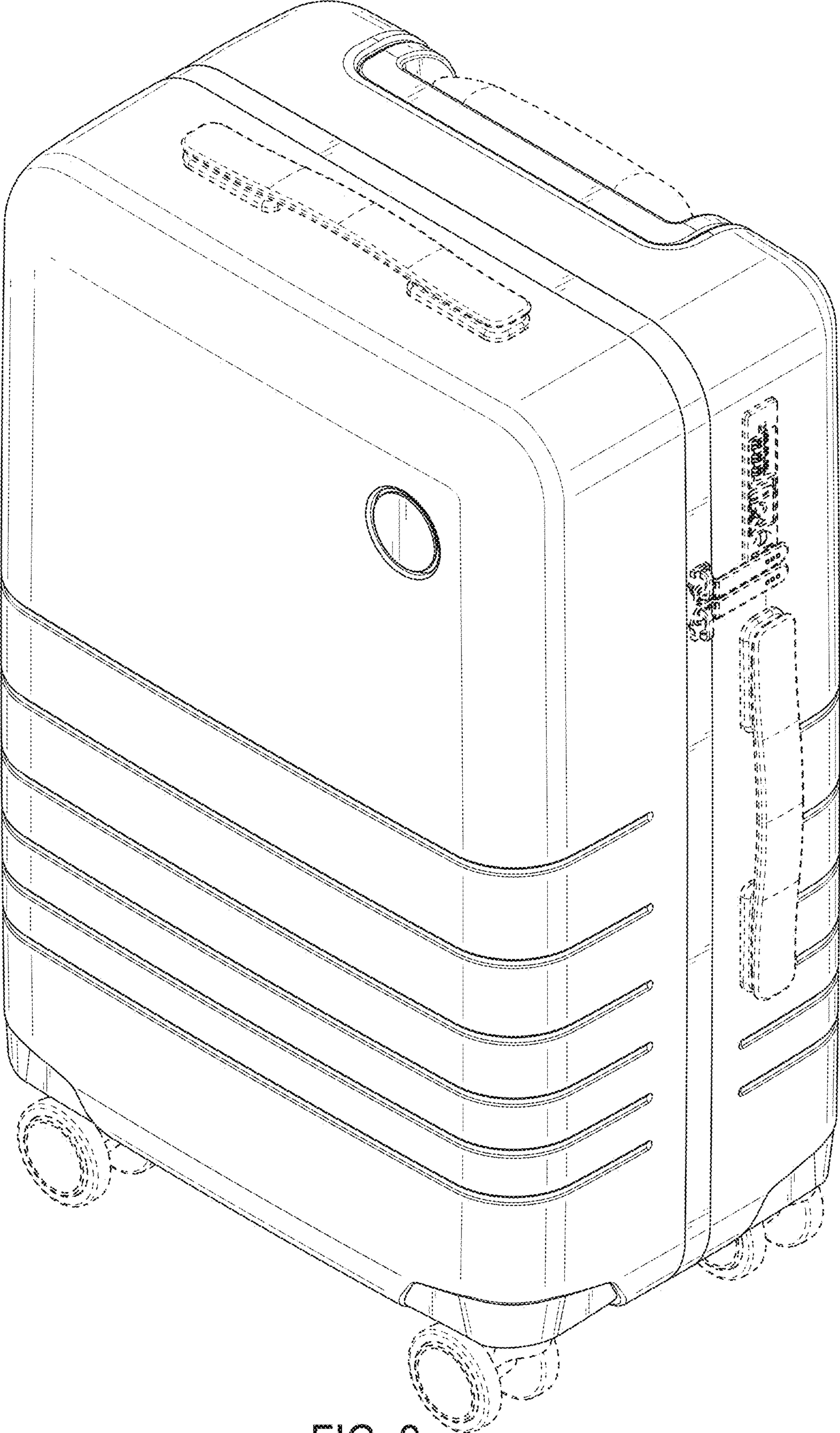


FIG. 2




FIG. 3

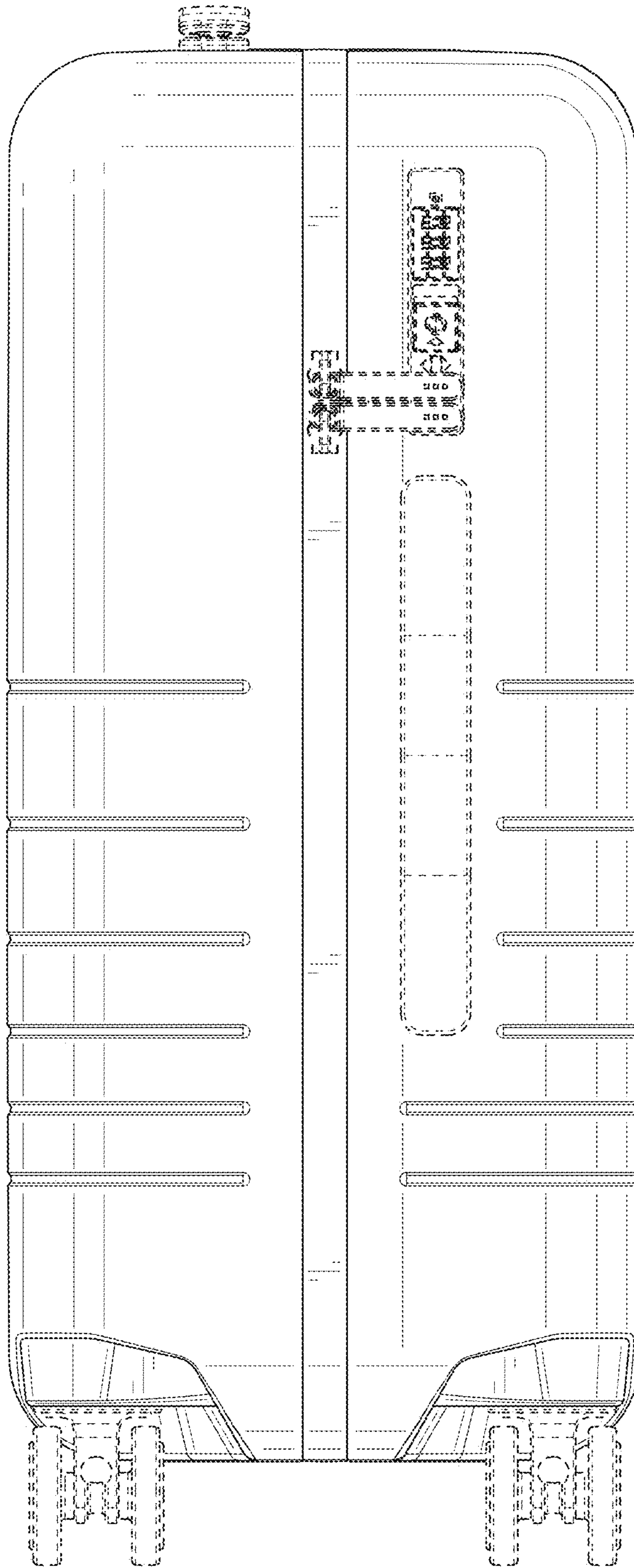


FIG. 4




FIG. 5




FIG. 6

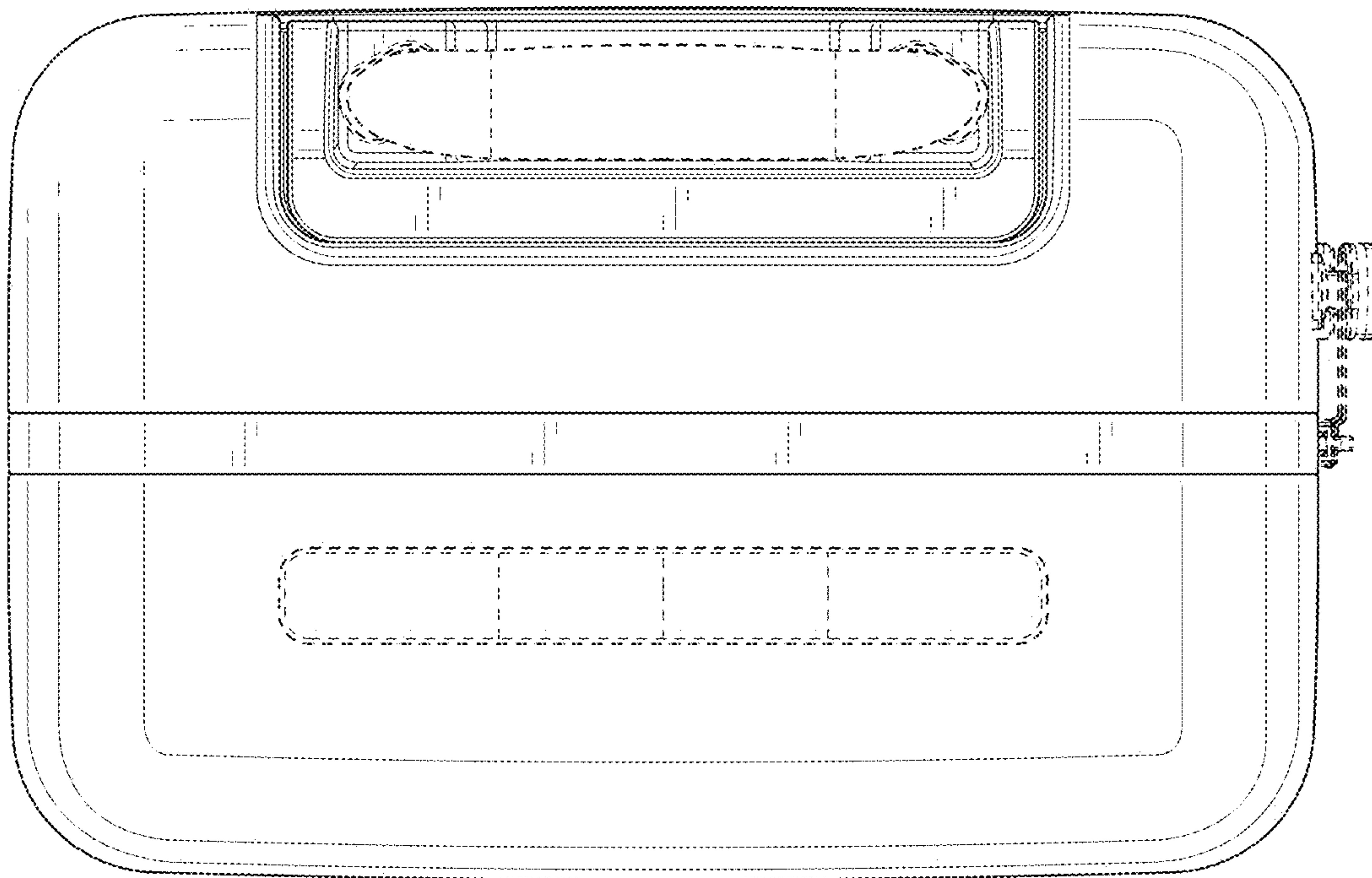


FIG. 7

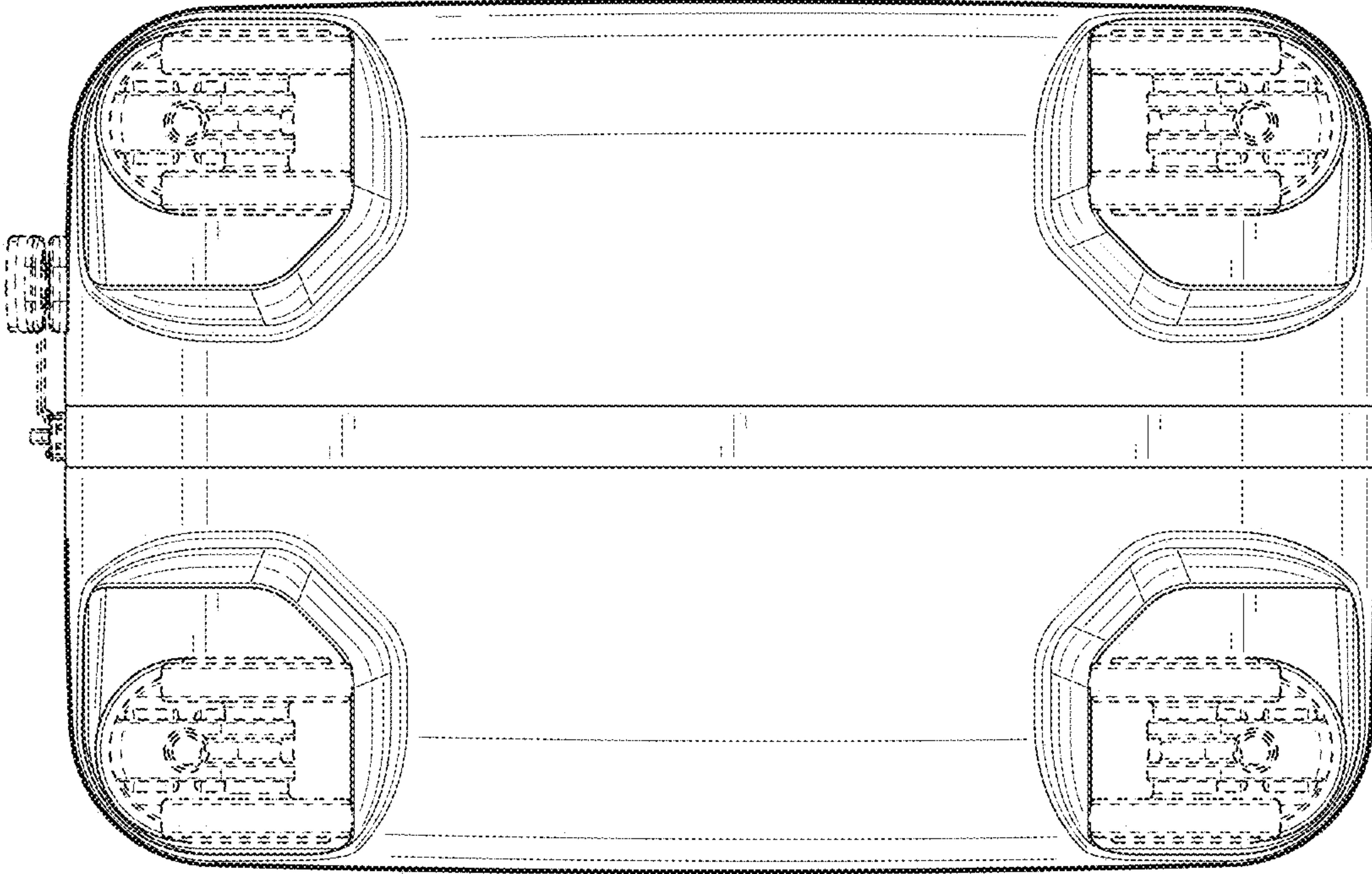


FIG. 8




FIG. 9

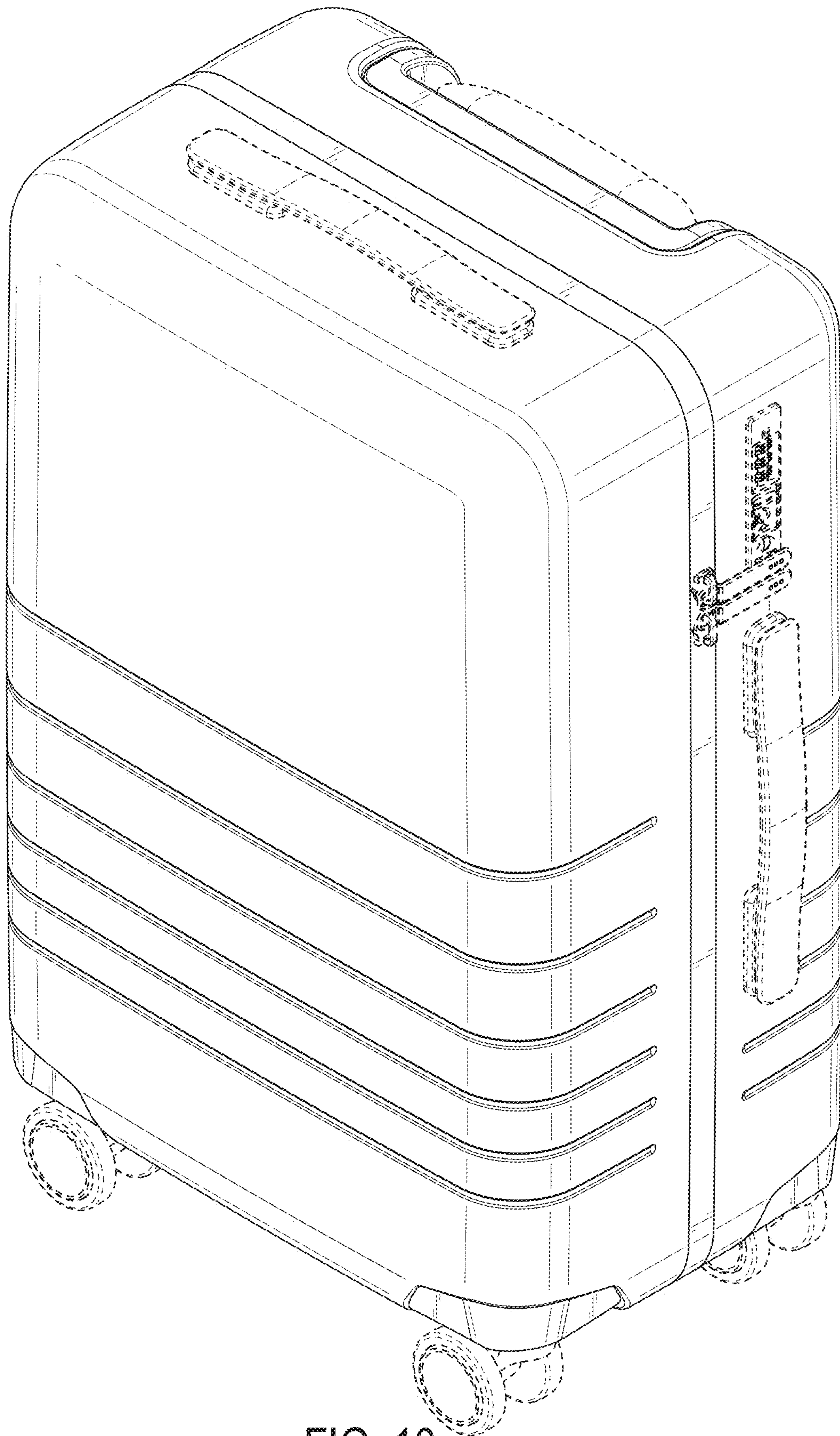


FIG. 10




FIG. 11

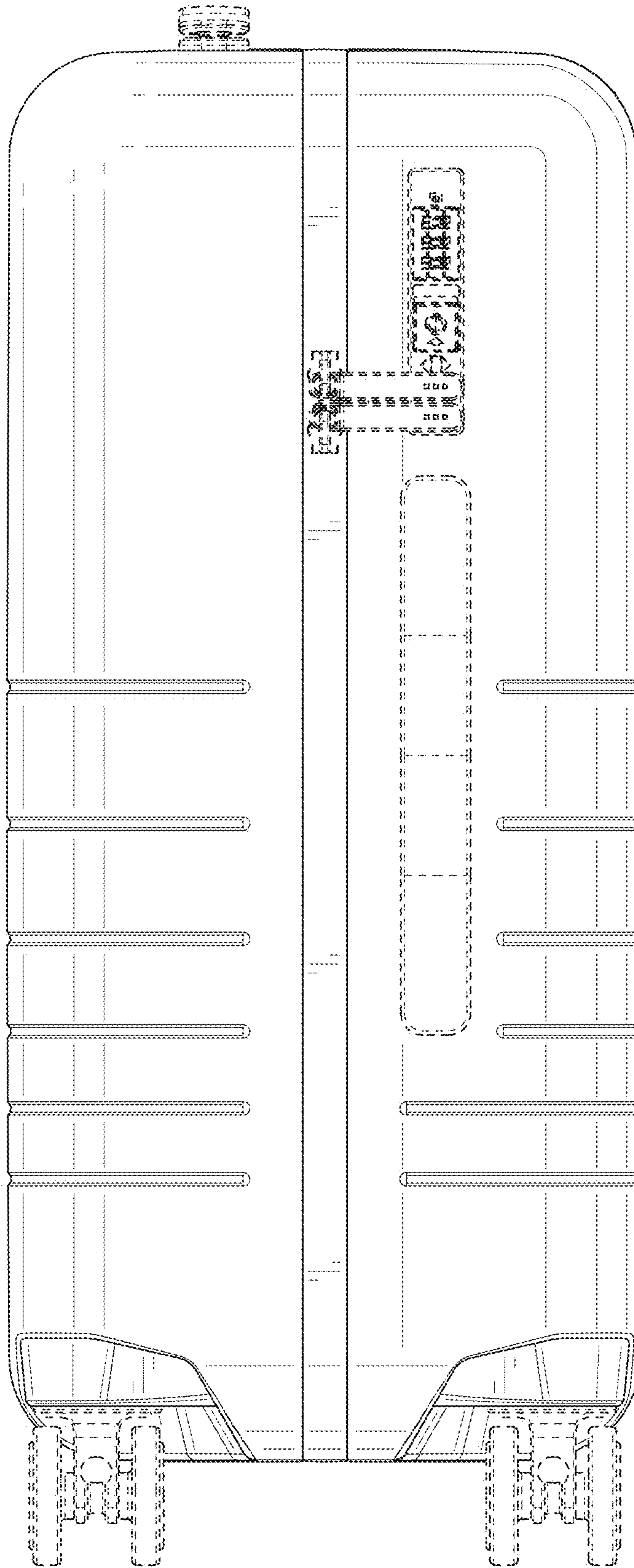


FIG. 12




FIG. 13




FIG. 14

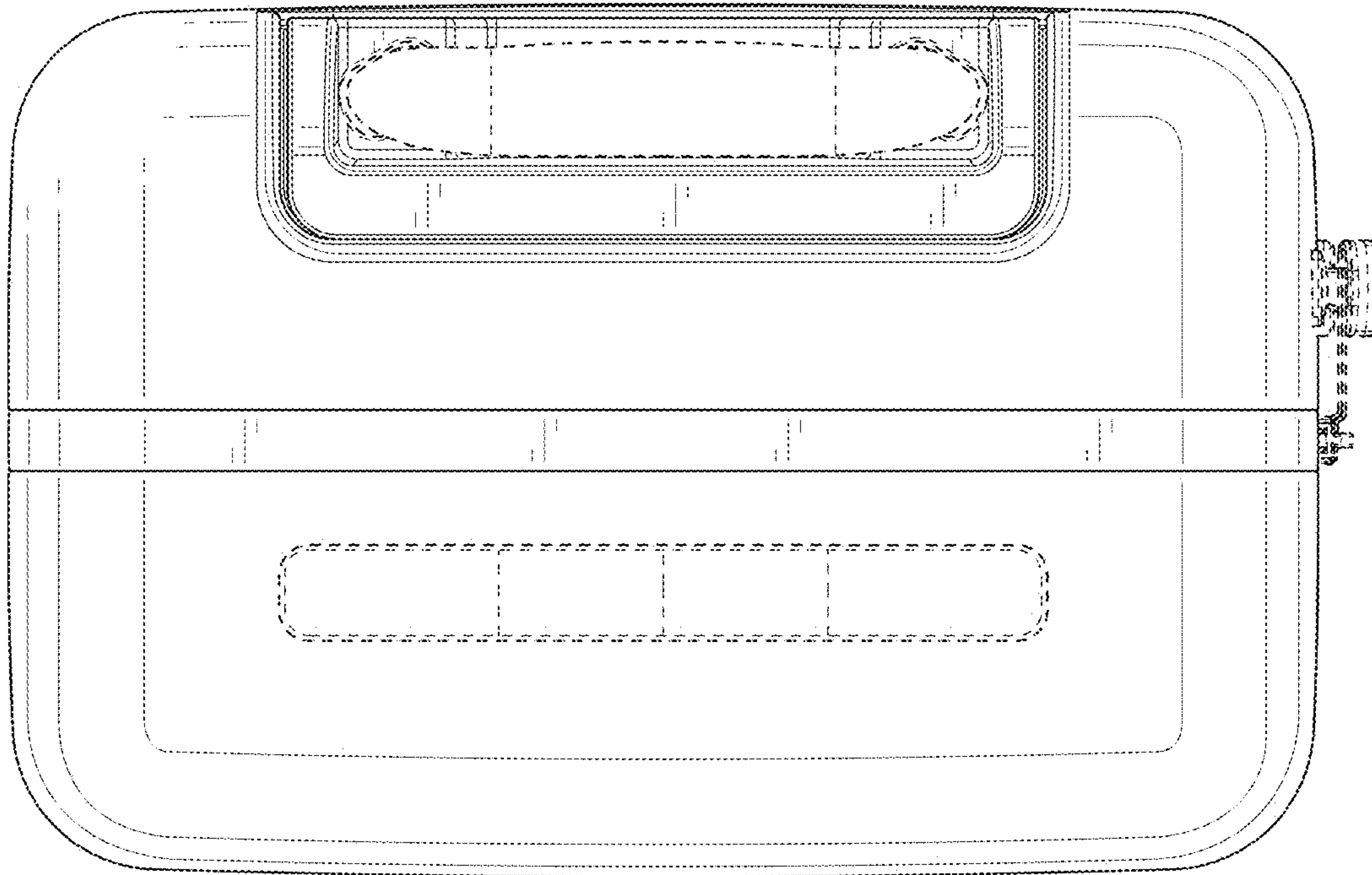


FIG. 15

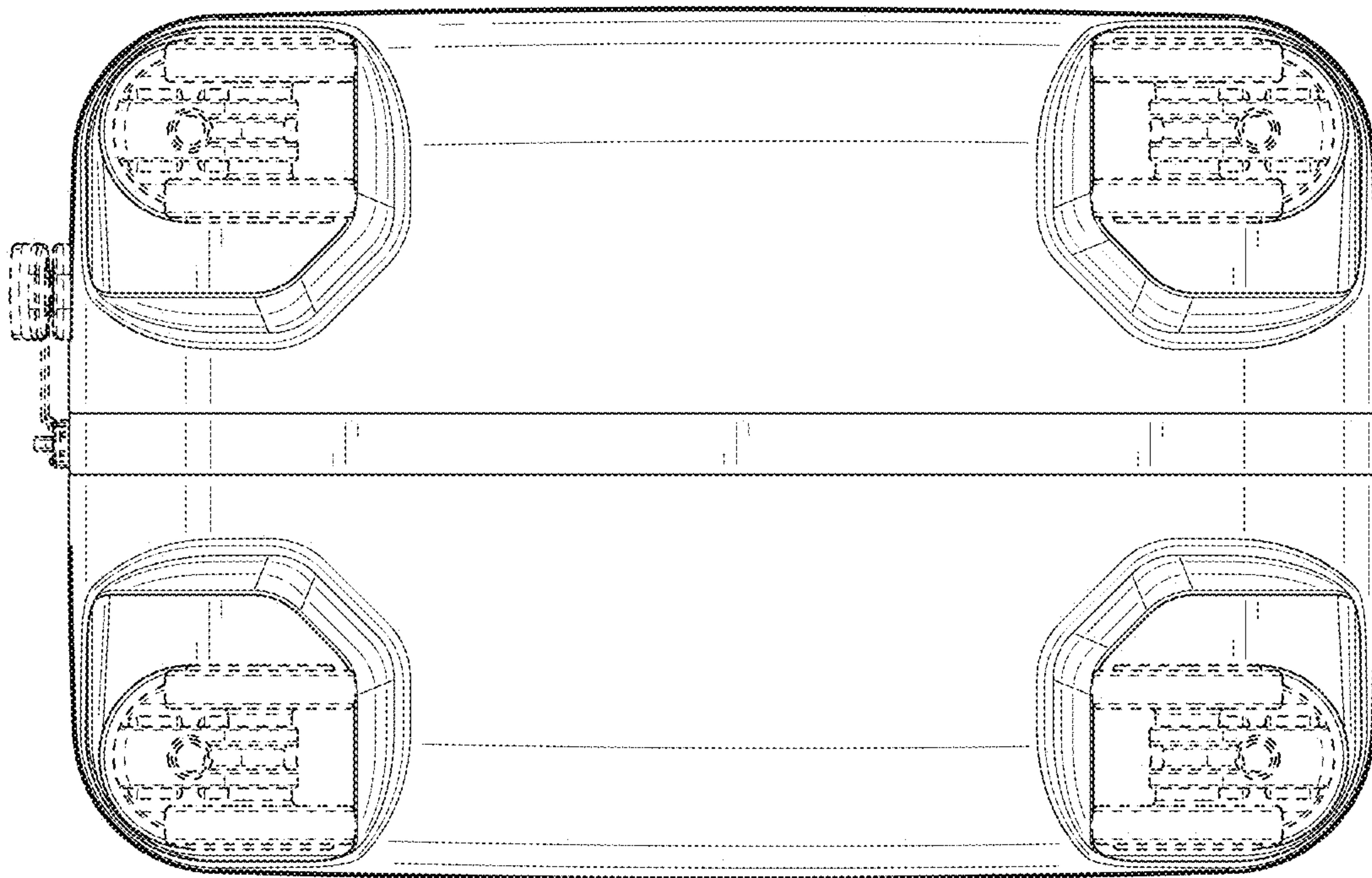


FIG. 16