



US00D957121S

(12) **United States Design Patent** (10) **Patent No.:** **US D957,121 S**  
**Peng** (45) **Date of Patent:** **\*\* Jul. 12, 2022**

(54) **CARD ORGANIZER**  
(71) Applicant: **Qiyong Peng**, Yichun (CN)  
(72) Inventor: **Qiyong Peng**, Yichun (CN)  
(\*\*) Term: **15 Years**  
(21) Appl. No.: **29/799,754**  
(22) Filed: **Jul. 16, 2021**  
(51) **LOC (13) Cl.** ..... **03-01**  
(52) **U.S. Cl.**  
USPC ..... **D3/247**  
(58) **Field of Classification Search**  
USPC ..... D3/247-253  
CPC ... A45C 1/06; A45C 11/182; A45C 2001/065;  
A45C 2001/062; A45C 2001/067; A45C  
2011/186; A45C 13/30  
See application file for complete search history.

(56) **References Cited**  
U.S. PATENT DOCUMENTS  
D138,100 S \* 6/1944 Renz ..... D3/250  
2,719,557 A \* 10/1955 Bell ..... A45C 1/06  
D288,263 S \* 2/1987 Pagano ..... D3/250  
D434,899 S \* 12/2000 Kojoori ..... A45C 1/06  
D446,649 S \* 8/2001 Bodony ..... D3/249  
D551,446 S \* 9/2007 Elnekaveh ..... D3/249  
D555,511 S 11/2007 Warmka et al.  
D622,957 S \* 9/2010 Marshall ..... D3/247  
D714,158 S 9/2014 Carr et al.  
D828,023 S \* 9/2018 Serman ..... D3/247

D828,025 S \* 9/2018 Serman ..... D3/247  
D884,338 S \* 5/2020 Liu ..... D3/247  
D891,101 S \* 7/2020 Lv ..... D3/249  
D933,360 S \* 10/2021 Qing ..... D11/78.1  
2021/0120924 A1 \* 4/2021 Schmidt ..... A45C 1/06

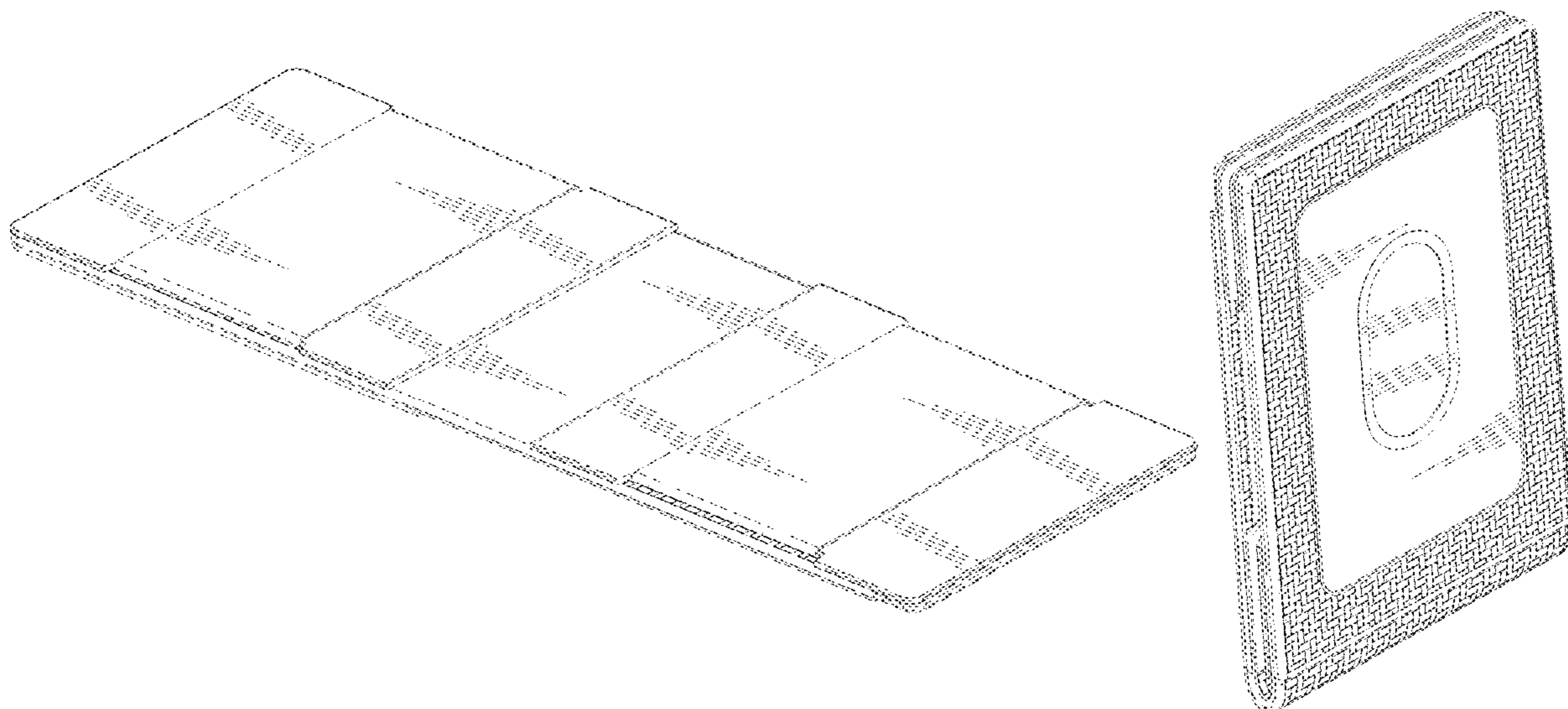
\* cited by examiner

*Primary Examiner* — Jennifer L Watkins  
*Assistant Examiner* — Samantha Lynne Brodowski

(57) **CLAIM**  
The ornamental design for a card organizer, as shown and described.

**DESCRIPTION**  
FIG. 1 is a perspective view of a card organizer showing my new design;  
FIG. 2 is another perspective view thereof;  
FIG. 3 is a front elevational view thereof;  
FIG. 4 is a rear elevational view thereof;  
FIG. 5 is a left side elevational view thereof;  
FIG. 6 is a right side elevational view thereof;  
FIG. 7 is a top plan view thereof;  
FIG. 8 is a bottom plan view thereof;  
FIG. 9 is a perspective view of the card organizer where the card organizer is in a configuration of use;  
FIG. 10 is an enlarged view of portion 10 shown in FIG. 2; and,  
FIG. 11 is an enlarged view of portion 11 shown in FIG. 4. The dash-dash broken lines in the drawings depict portions of the card organizer that form no part of the claimed design. The dot-dash broken lines represent boundaries of the enlarged portions and form no part of the claimed design.

**1 Claim, 11 Drawing Sheets**



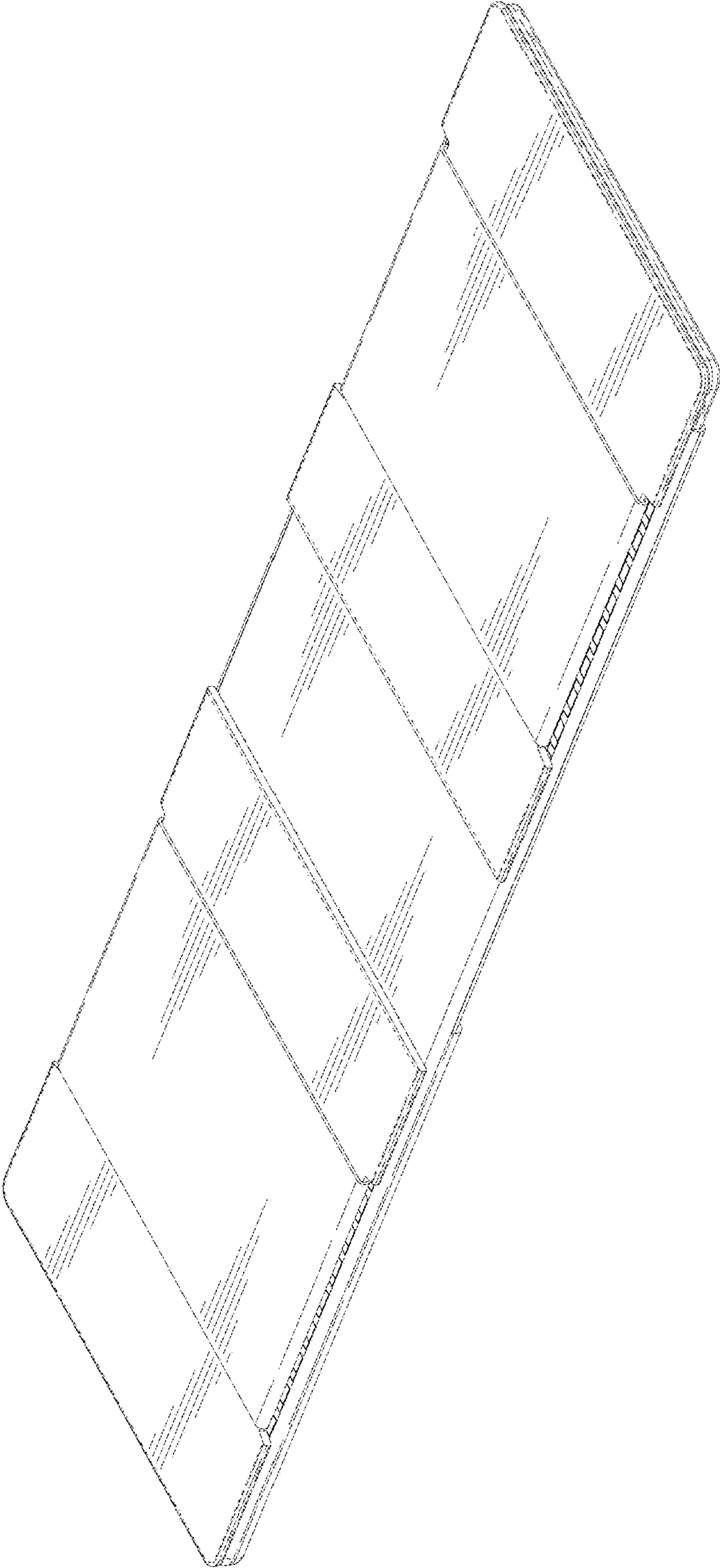


FIG. 1

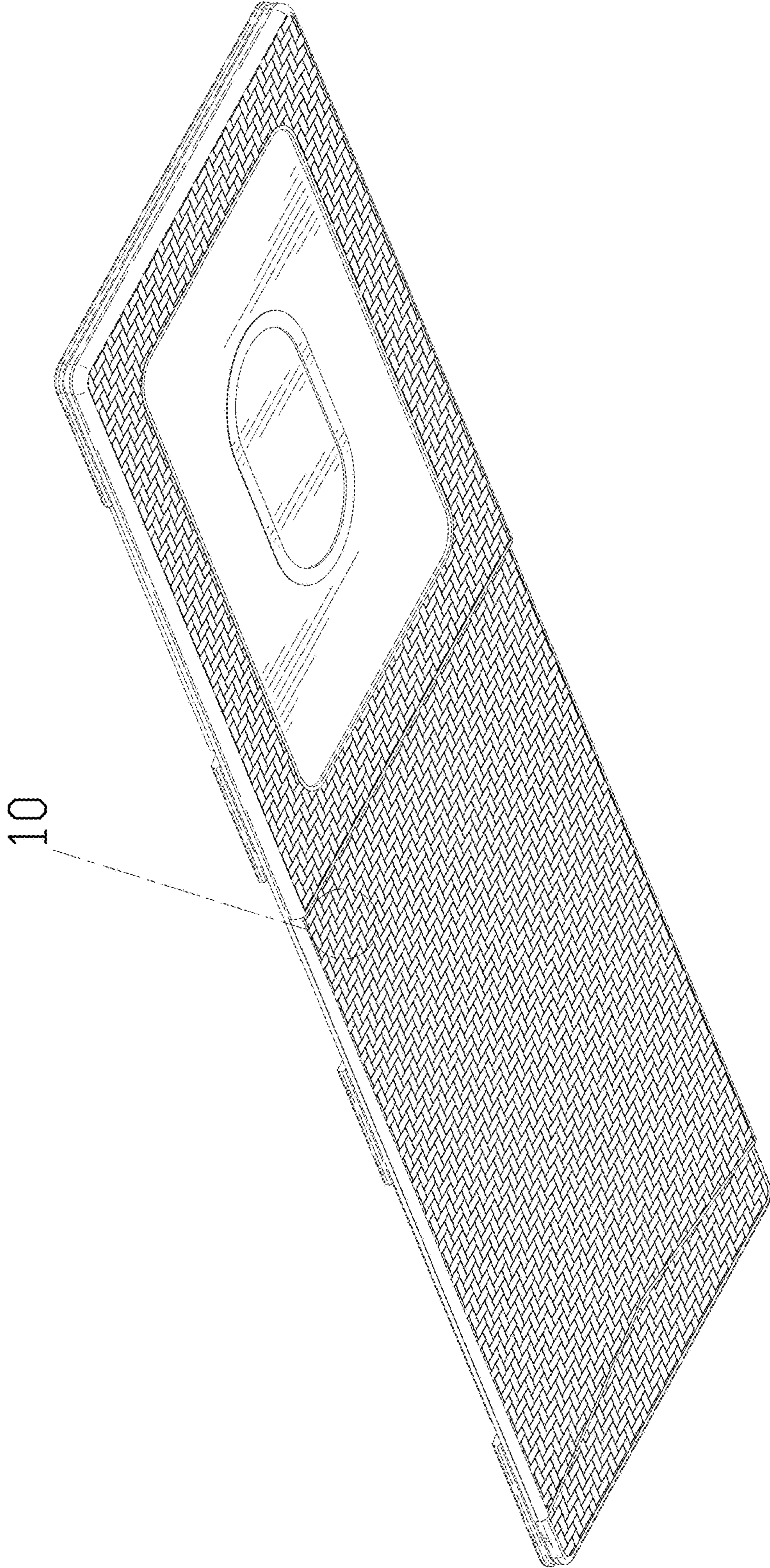


FIG. 2

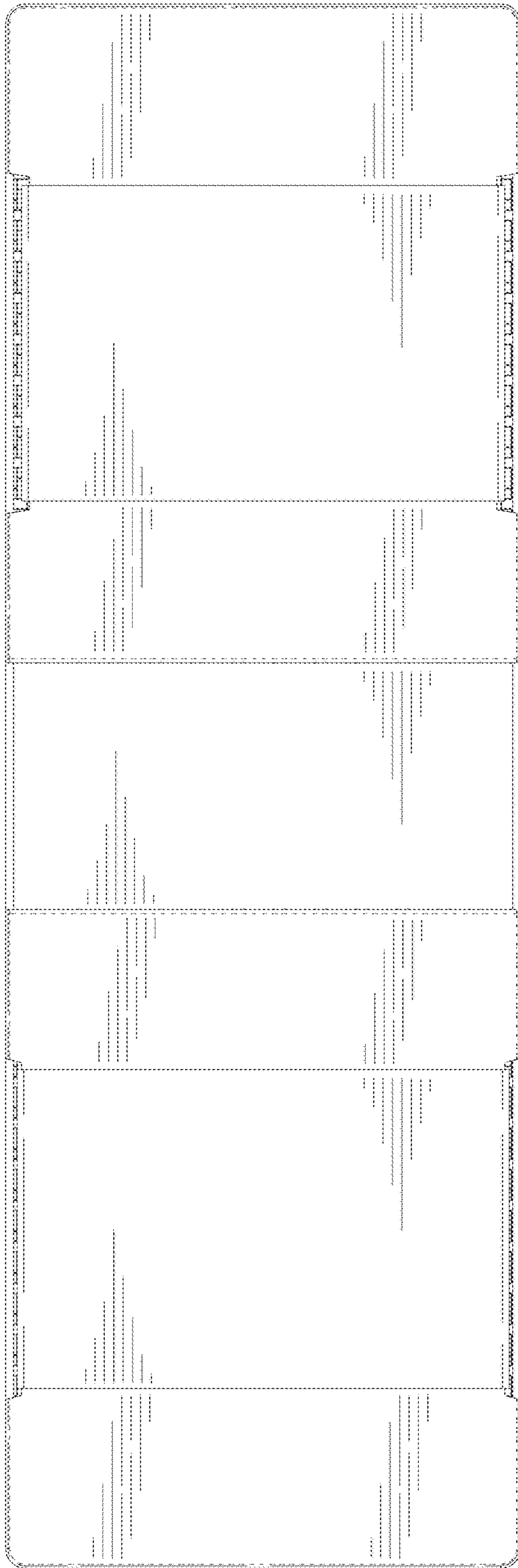


FIG. 3

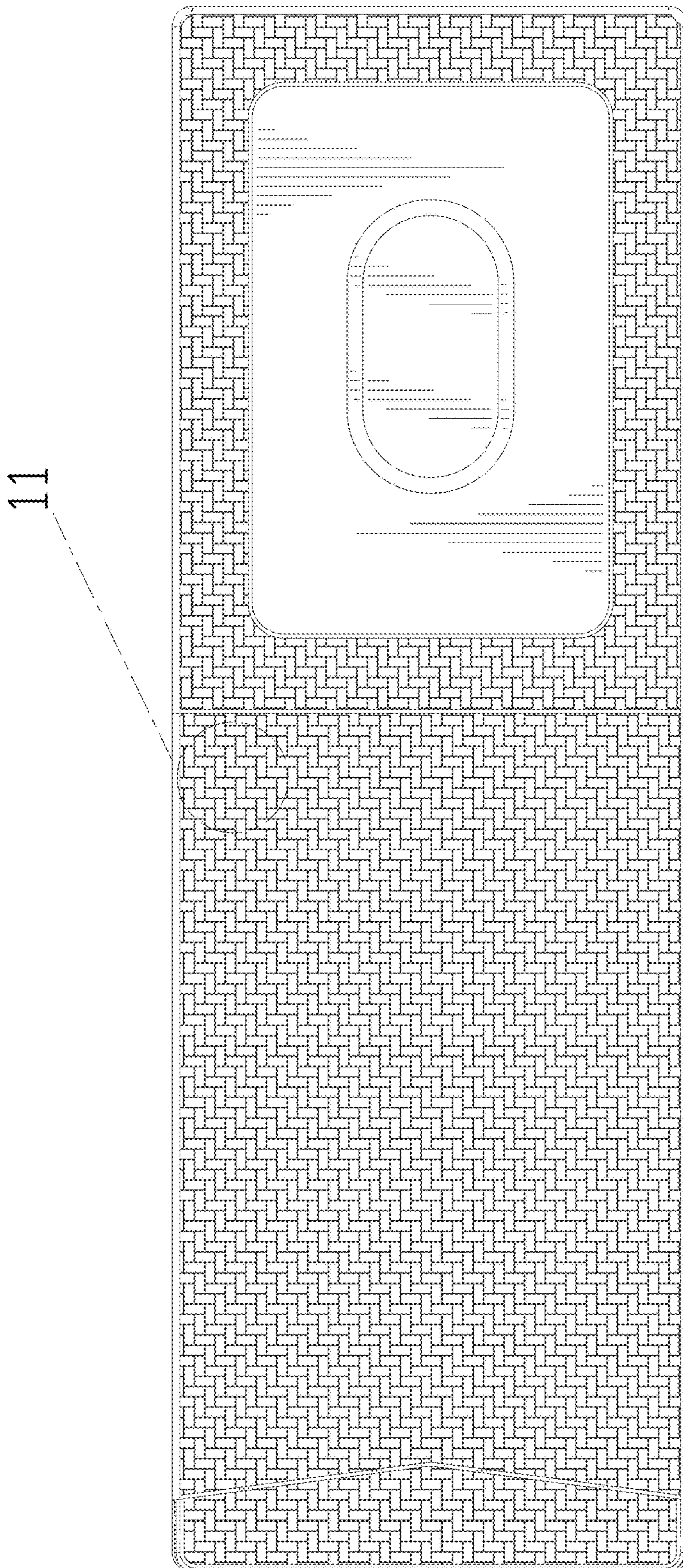


FIG. 4




FIG. 5




FIG. 6

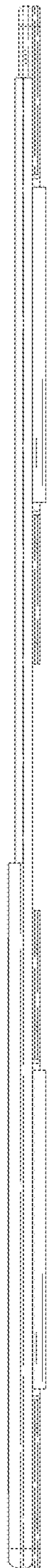


FIG. 7






FIG. 8




FIG. 9




FIG. 10

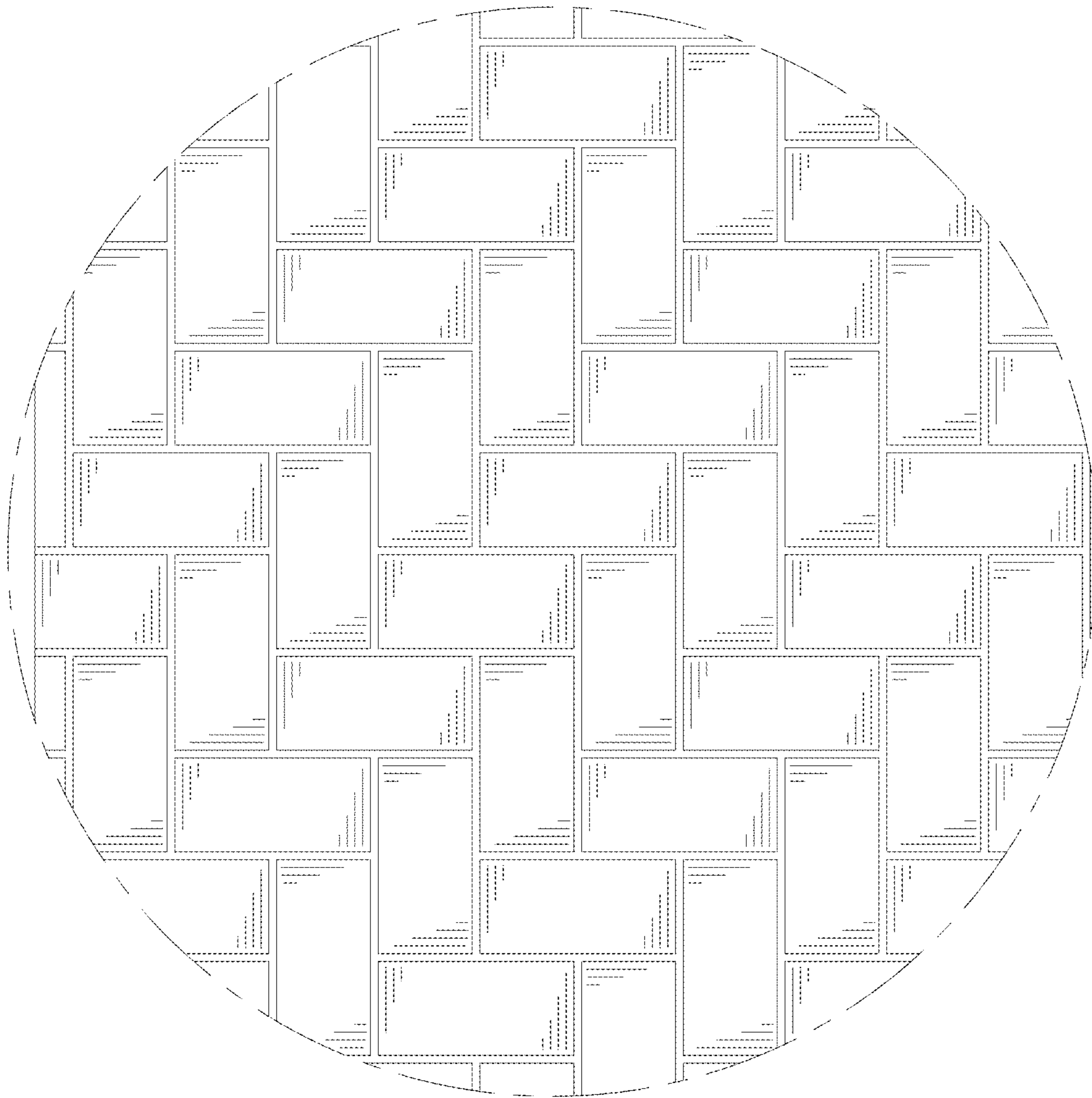


FIG. 11