



US00D957111S

(12) **United States Design Patent**  
**Dunham**

(10) **Patent No.:** **US D957,111 S**  
(45) **Date of Patent:** **\*\* Jul. 12, 2022**

(54) **FOOTWEAR**

(71) Applicant: **Target Brands, Inc.**, Minneapolis, MN (US)

(72) Inventor: **Austyn Dunham**, Minneapolis, MN (US)

(73) Assignee: **Target Brands, Inc.**, Minneapolis, MN (US)

(\*\*) Term: **15 Years**

(21) Appl. No.: **29/754,479**

(22) Filed: **Oct. 12, 2020**

(51) **LOC (13) Cl.** ..... **02-04**

(52) **U.S. Cl.**  
USPC ..... **D2/970; D2/972**

(58) **Field of Classification Search**  
USPC ..... D2/902, 906, 908, 916, 918, 925, 946, D2/961, 962, 977, 901, 904, 909-912, D2/919, 921, 970-974, 978, 969, 931; 36/3 B, 22 R, 24.5, 25 R, 28, 32 R, 59 C, 36/67 A, 103, 3 A, 83, 110, 117, 122, 36/1.7 R, 47.3, 77 M, 77 R, 113, 114, 36/50.1, 54, 126-131  
CPC ..... A43B 23/00; A43B 23/02; A43B 23/0205; A43B 23/021; A43B 23/0215; A43B 23/022; A43B 23/025; A43B 23/0255; A43B 23/0295; A43B 23/04; A43B 23/042; A43B 23/085; A43B 23/082; A43B 3/02; A43B 3/06; A43B 3/002; A43B 3/04; A43B 3/0496; A43B 1/0054; A43B 1/0063; A43B 1/12; A43B 3/08  
See application file for complete search history.

(56) **References Cited**

**U.S. PATENT DOCUMENTS**

D97,613 S \* 11/1935 Mackey ..... D2/910  
D219,361 S \* 12/1970 Cinquegrana et al. .... D2/912  
3,545,107 A \* 12/1970 Cinquegrana ..... A43B 3/02  
36/50.1

(Continued)

**FOREIGN PATENT DOCUMENTS**

CN 303431198 \* 11/2015  
CN 304303257 \* 10/2017

(Continued)

**OTHER PUBLICATIONS**

The North Face, Men's ThermoBall(TM) BootZip-UP, (2018), TheNorthFace.com, [site visited: Jan. 25, 2022], Available from URL: <https://www.thenorthface.com/shop/mens-thermoball-boot-zip-up-nf0a4oai?variationId=1X3> (Year: 2018).\*

(Continued)

*Primary Examiner* — T Chase Nelson

*Assistant Examiner* — Jamillah Khalil Abdullah

(74) *Attorney, Agent, or Firm* — Merchant & Gould P.C.


(57) **CLAIM**

The ornamental design for a footwear, as shown and described.

**DESCRIPTION**

FIG. 1 is a front, top and right side perspective view of a footwear according to the new design;  
FIG. 2 is a front side elevation view thereof;  
FIG. 3 is a back side elevation view thereof;  
FIG. 4 is a left side elevation view thereof, the zipper seam of the claimed design shown in a closed configuration;  
FIG. 5 is a right side elevation view thereof; and,  
FIG. 6 is a top plan view thereof.  
The heavy broken lines on the claimed surfaces are stitching forming a part of the claimed design. All other broken lines show portions of the Footwear that form no part of the claimed design.

**1 Claim, 6 Drawing Sheets**





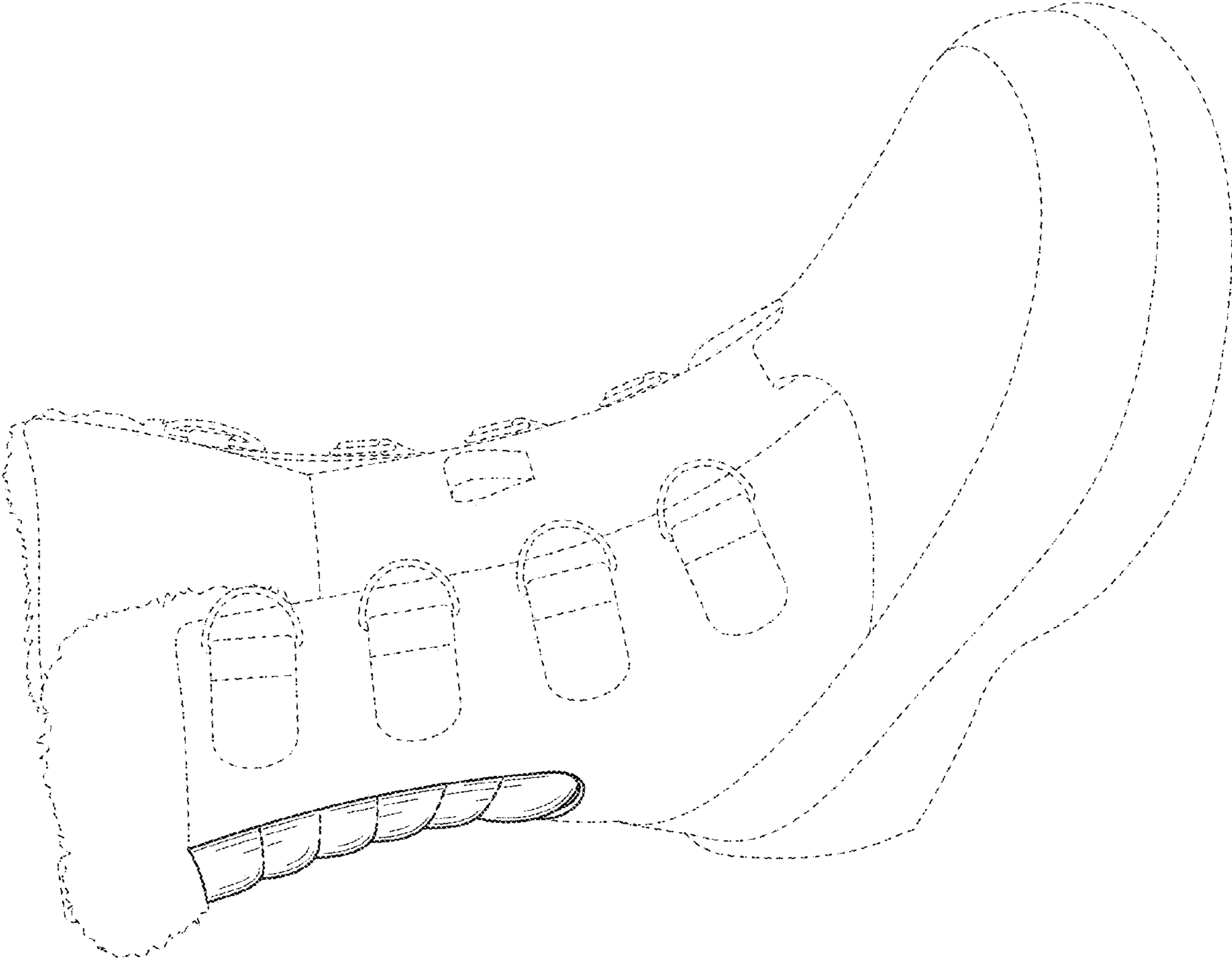


FIG. 1






FIG. 2

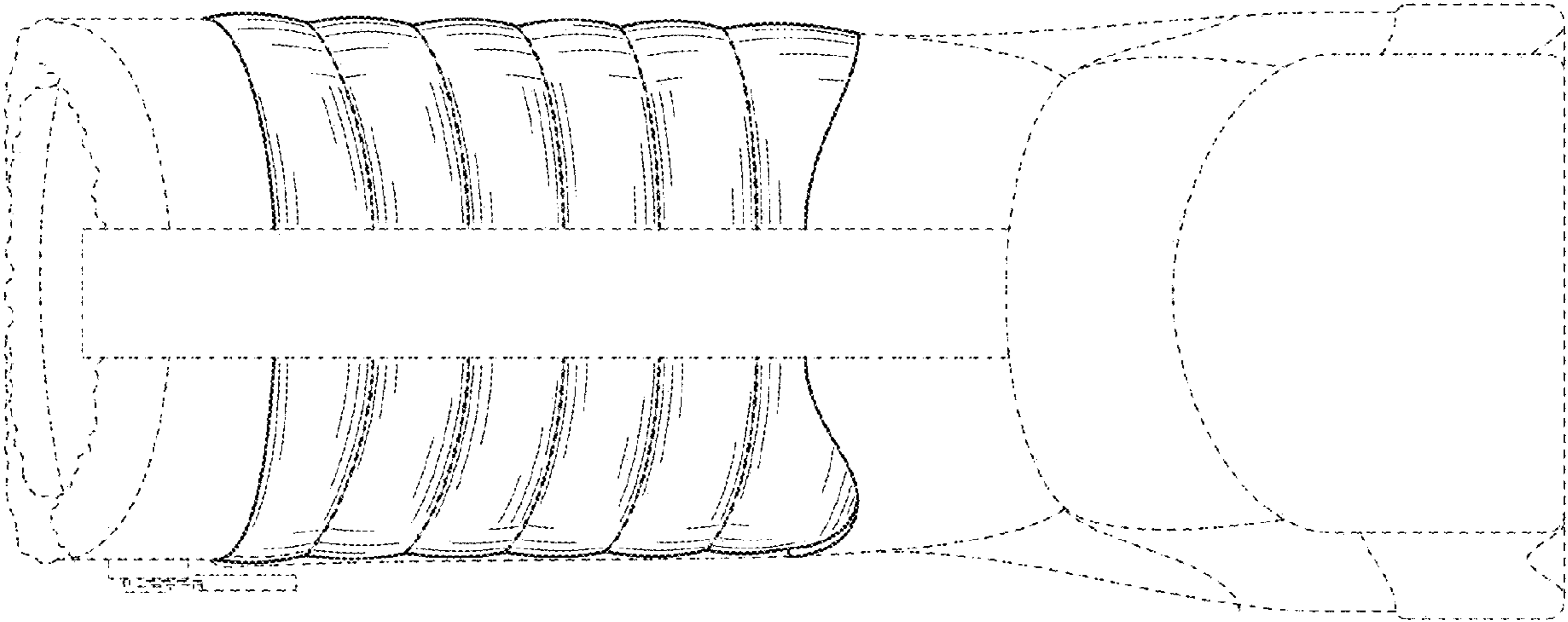


FIG. 3

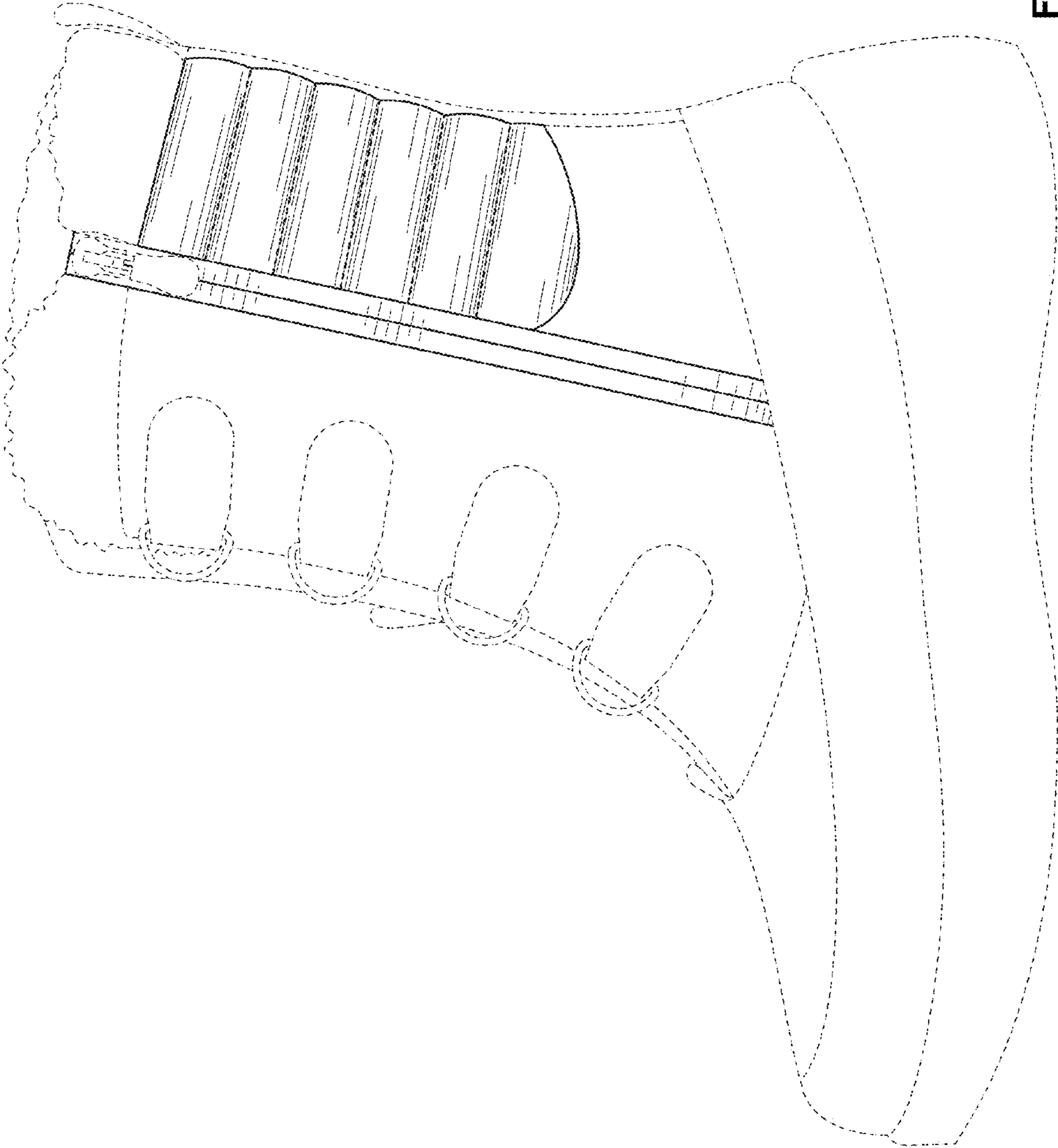


FIG. 4




FIG. 5

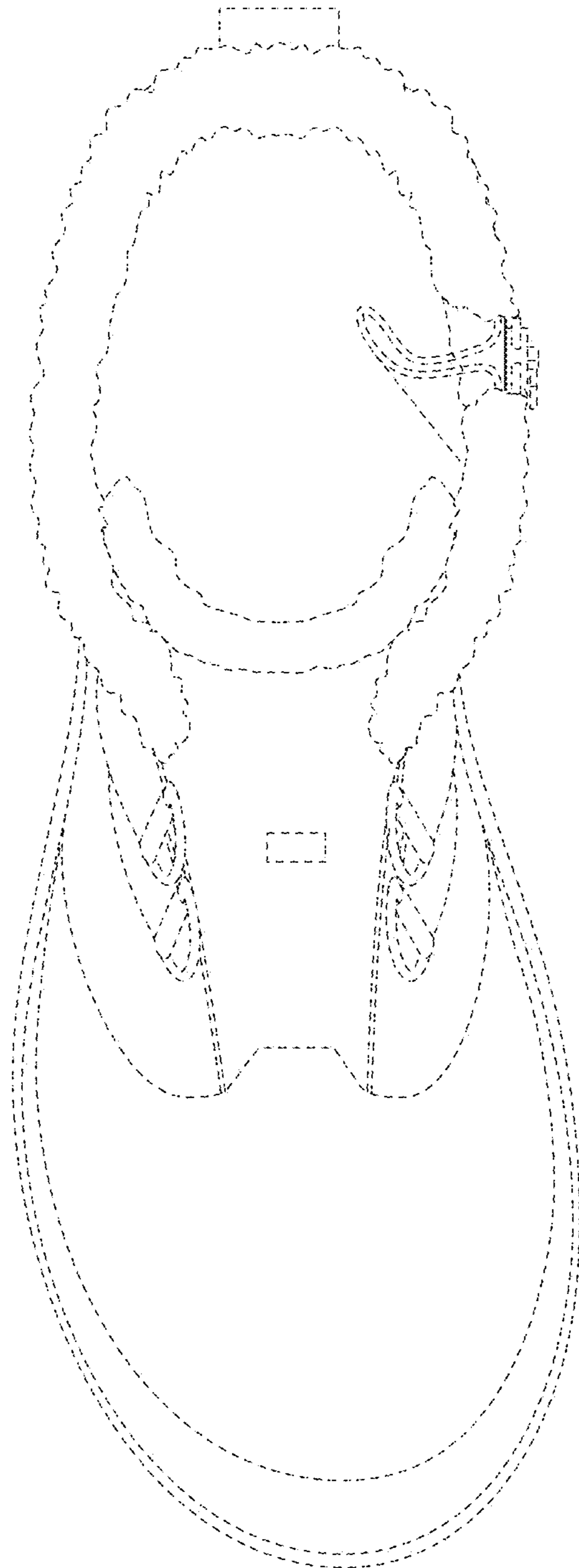


FIG. 6