



US00D957109S

(12) **United States Design Patent** (10) **Patent No.:** **US D957,109 S**
Greenhalgh (45) **Date of Patent:** **** Jul. 12, 2022**

(54) **SHOE**

(71) Applicant: **Reebok International Limited**, London (GB)

(72) Inventor: **John S. Greenhalgh**, Foxboro, MA (US)

(73) Assignee: **Reebok International Limited**, London (GB)

(**) Term: **15 Years**

(21) Appl. No.: **29/693,033**

(22) Filed: **May 30, 2019**

Related U.S. Application Data

(60) Continuation of application No. 29/656,058, filed on Jul. 10, 2018, now Pat. No. Des. 852,487, which is a continuation of application No. 29/553,633, filed on Feb. 3, 2016, now Pat. No. Des. 824,651, which is a division of application No. 29/450,748, filed on Mar. 21, 2013, now Pat. No. Des. 748,904.

(51) **LOC (13) Cl.** **02-04**

(52) **U.S. Cl.**
USPC **D2/969**

(58) **Field of Classification Search**

USPC D2/896, 902, 905, 906, 907, 908, 929, D2/943, 944, 945, 969, 972, 977; 36/83, 36/113, 114, 115, 126-131, 3 A, 45, 46.5, 36/57

CPC A43B 7/08; A43B 7/081; A43B 7/082; A43B 7/084; A43B 7/085; A43B 23/03; A43B 23/0205; A43B 23/021; A43B 23/0245; A43B 23/04; A43B 23/042; A43B 23/026; A43B 5/00; A43B 5/001; A43B 5/002; A43B 5/008; A43B 5/02; A43B 5/025; A43B 5/06; A43B 5/08; A43B 5/10; A43B 5/14

See application file for complete search history.

(56) **References Cited**

U.S. PATENT DOCUMENTS

4,616,432 A	10/1986	Bunch et al.
4,785,558 A	11/1988	Shiomura
D319,723 S	9/1991	Greene
D391,752 S	3/1998	von Conta
D401,047 S	11/1998	Sema
6,910,288 B2	6/2005	Dua
D554,845 S	11/2007	Caine
D561,451 S	2/2008	Belley et al.
D570,084 S	6/2008	Henderson
D577,888 S	10/2008	Horne et al.
D636,575 S	4/2011	Raysse

(Continued)

Primary Examiner — Elizabeth J Oswecki

(74) *Attorney, Agent, or Firm* — Sterne, Kessler, Goldstein & Fox P.L.L.C.

(57) **CLAIM**

The ornamental design for a shoe, as shown and described.

DESCRIPTION

FIG. 1 is a top front perspective view of a shoe showing the claimed design;

FIG. 2 is a left side view thereof;

FIG. 3 is a right side view thereof;

FIG. 4 is a top plan view thereof;

FIG. 5 is a front view thereof; and,


FIG. 6 is a rear view thereof.

The different stippling patterns represent a contrast in appearance of material. The surface areas showing the stippling pattern form a part of the claimed design.

The even dashed broken lines in the figures show portions of the shoe that form no part of the claimed design.

The dot-dash broken lines in the figures show boundaries that form no part of the claimed design.

1 Claim, 5 Drawing Sheets



(56)

References Cited

U.S. PATENT DOCUMENTS

D644,017 S 8/2011 Yi
 D662,299 S 6/2012 Raysse
 D662,302 S 6/2012 Teng-Lee
 D677,874 S 3/2013 Hardman
 8,429,835 B2 4/2013 Dojan et al.
 D681,931 S 5/2013 Raysse
 D683,124 S 5/2013 Raasch
 D687,218 S 8/2013 Teng-Lee
 D688,857 S 9/2013 Teng-Lee
 D701,384 S 3/2014 Leleu
 D702,930 S 4/2014 Rademacher
 D702,931 S 4/2014 Raysse
 D707,939 S 7/2014 McCourt
 D707,940 S 7/2014 Lonigan
 D713,630 S 9/2014 Lonigan
 D722,760 S 2/2015 Lane
 D726,401 S 4/2015 Teeter
 D748,904 S 2/2016 Greenhalgh
 D765,376 S 9/2016 de Costa Pereira Machado
 D789,068 S 6/2017 Little
 D790,830 S 7/2017 McCourt

D792,694 S 7/2017 Cin
 D793,689 S 8/2017 McCourt
 D793,702 S 8/2017 Parker
 D802,284 S 11/2017 McCullagh
 D802,287 S 11/2017 Gibson
 D805,286 S 12/2017 Martin
 9,907,358 B2 3/2018 Ariola et al.
 D814,168 S 4/2018 Stauffer
 D817,620 S 5/2018 Weddle
 D822,973 S 7/2018 Nickless
 D824,651 S 8/2018 Greenhalgh
 D824,652 S 8/2018 Benzien
 D828,001 S 9/2018 Sokol
 D850,064 S * 6/2019 Sinclair D2/944
 D852,487 S * 7/2019 Greenhalgh D2/969
 D867,739 S * 11/2019 Hobson D2/969
 10,609,986 B2 * 4/2020 Costa D03D 1/00
 D899,749 S * 10/2020 Weddle D2/969
 D912,963 S * 3/2021 Bidal D2/969
 D913,672 S * 3/2021 Bidal D2/969
 D913,673 S * 3/2021 Weddle D2/969
 D919,276 S * 5/2021 Gerig D2/969
 2008/0250668 A1 * 10/2008 Marvin A43B 23/0205

36/54

* cited by examiner

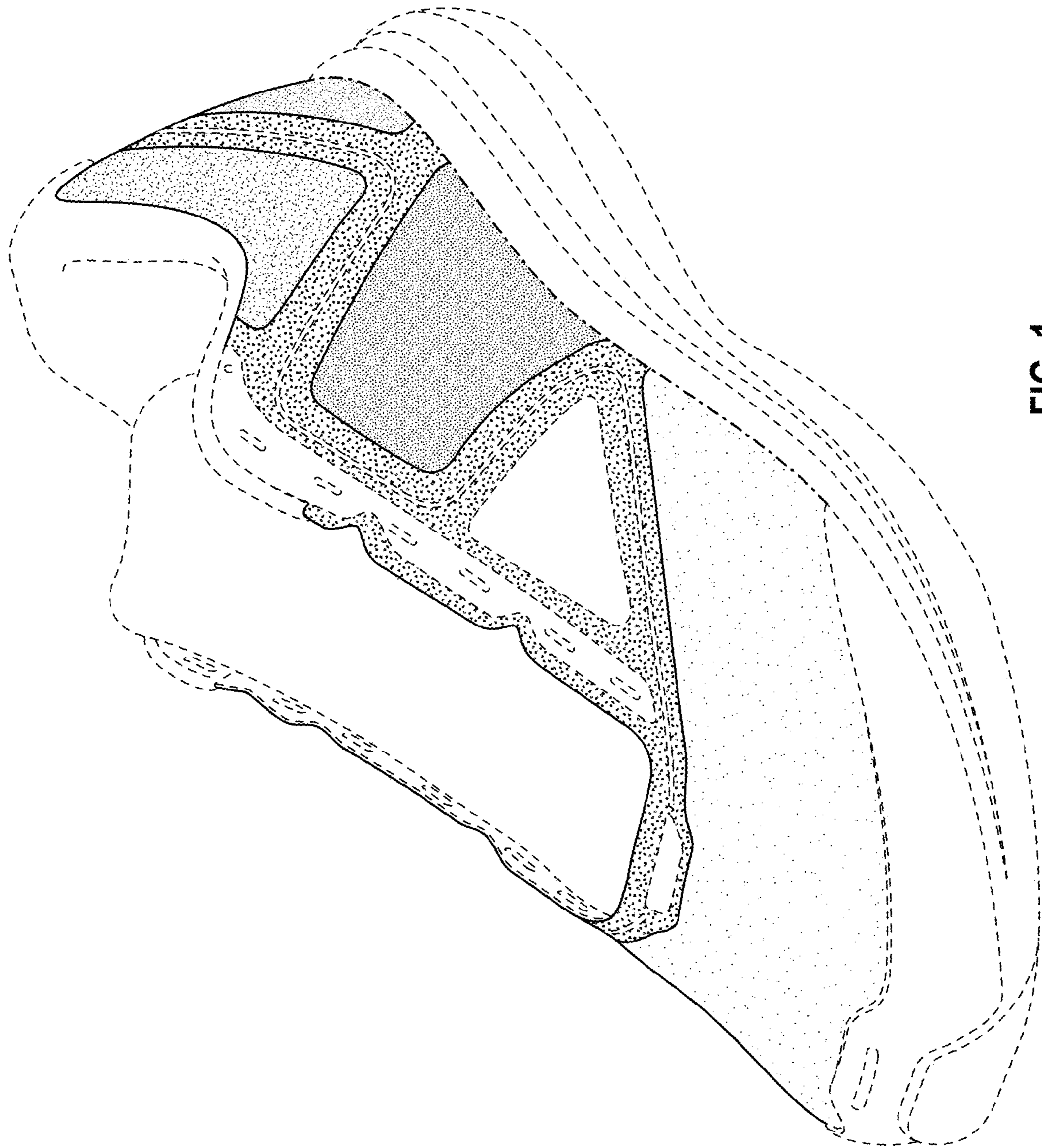


FIG. 1

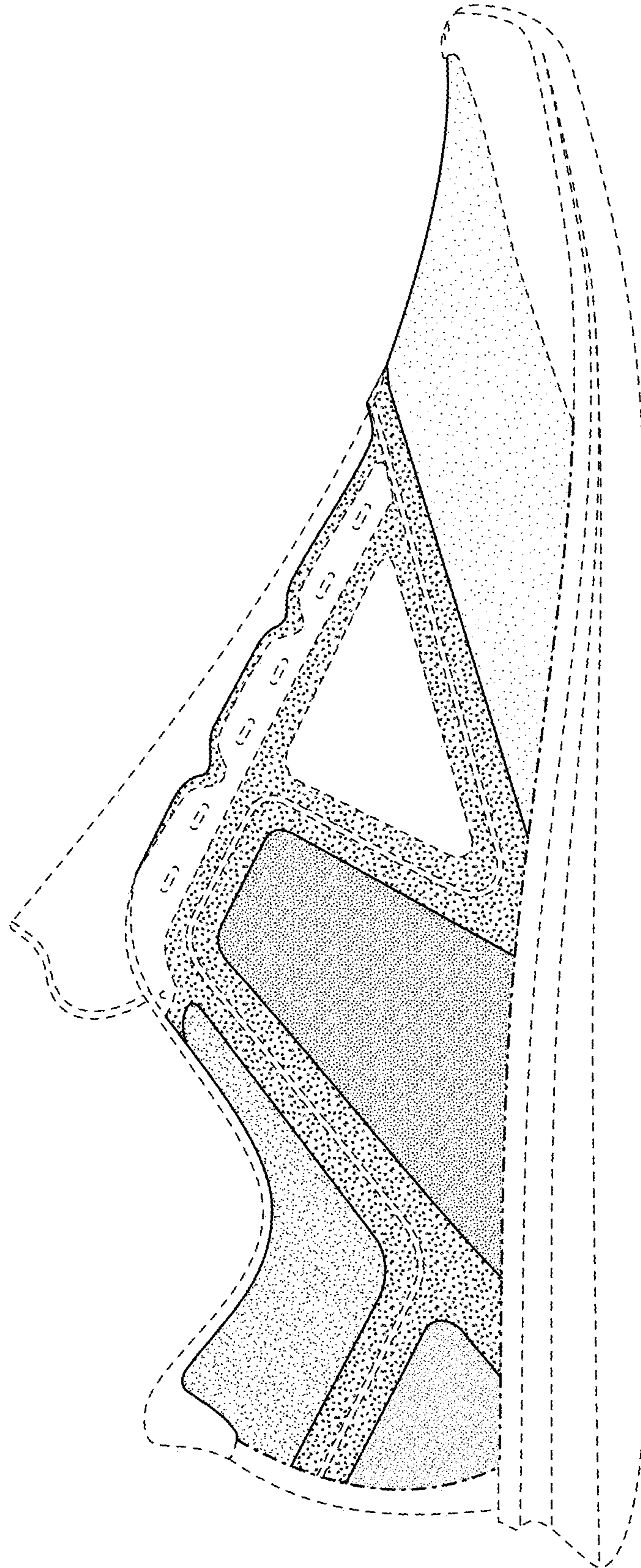


FIG. 2

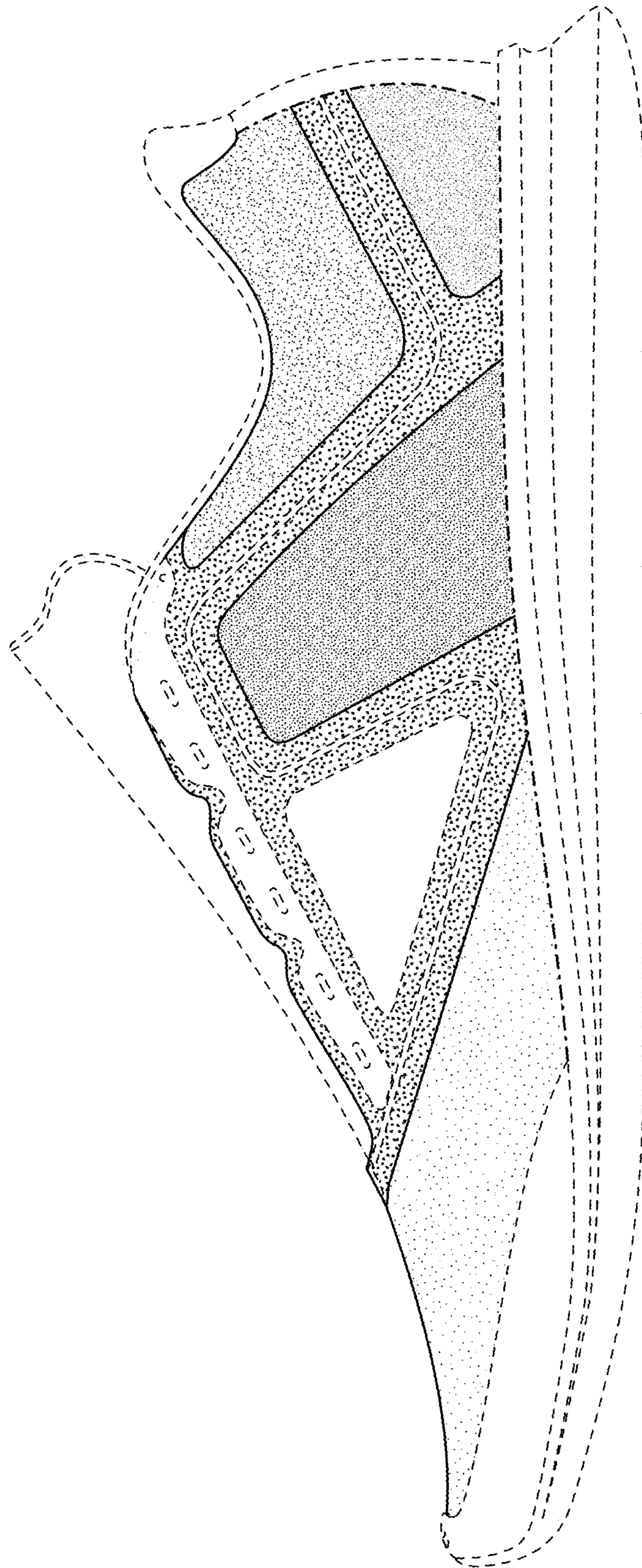


FIG. 3

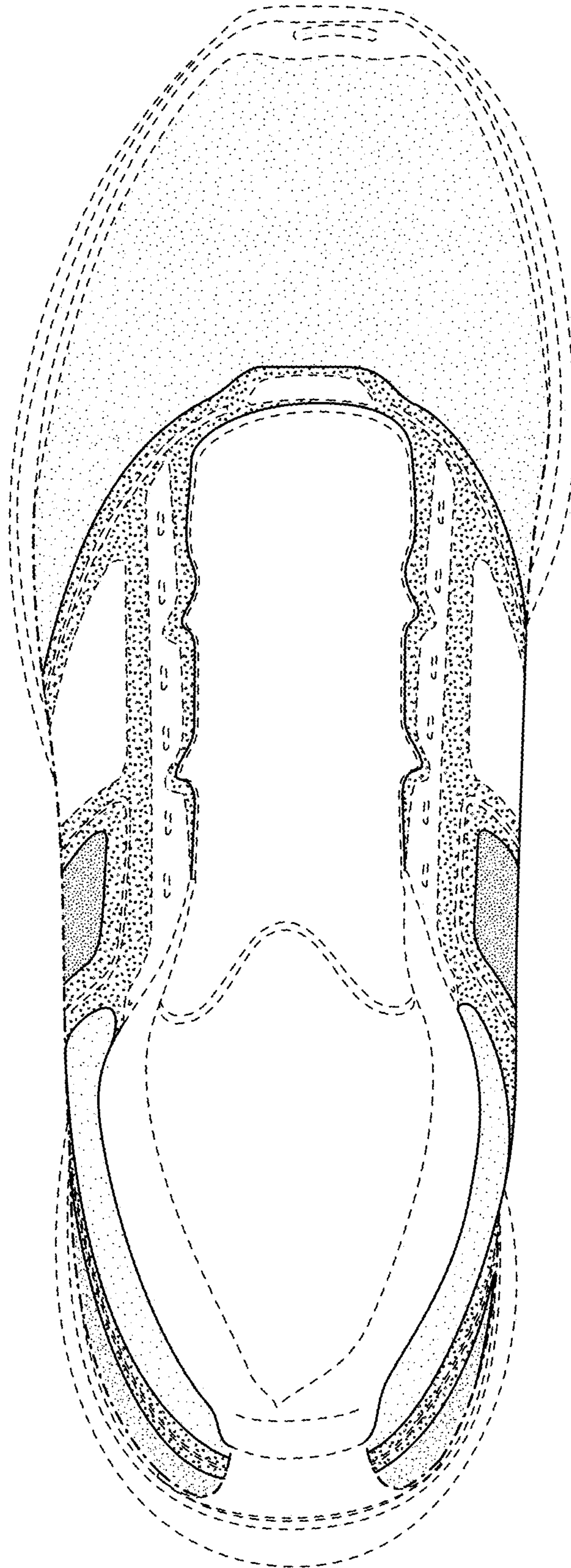


FIG. 4

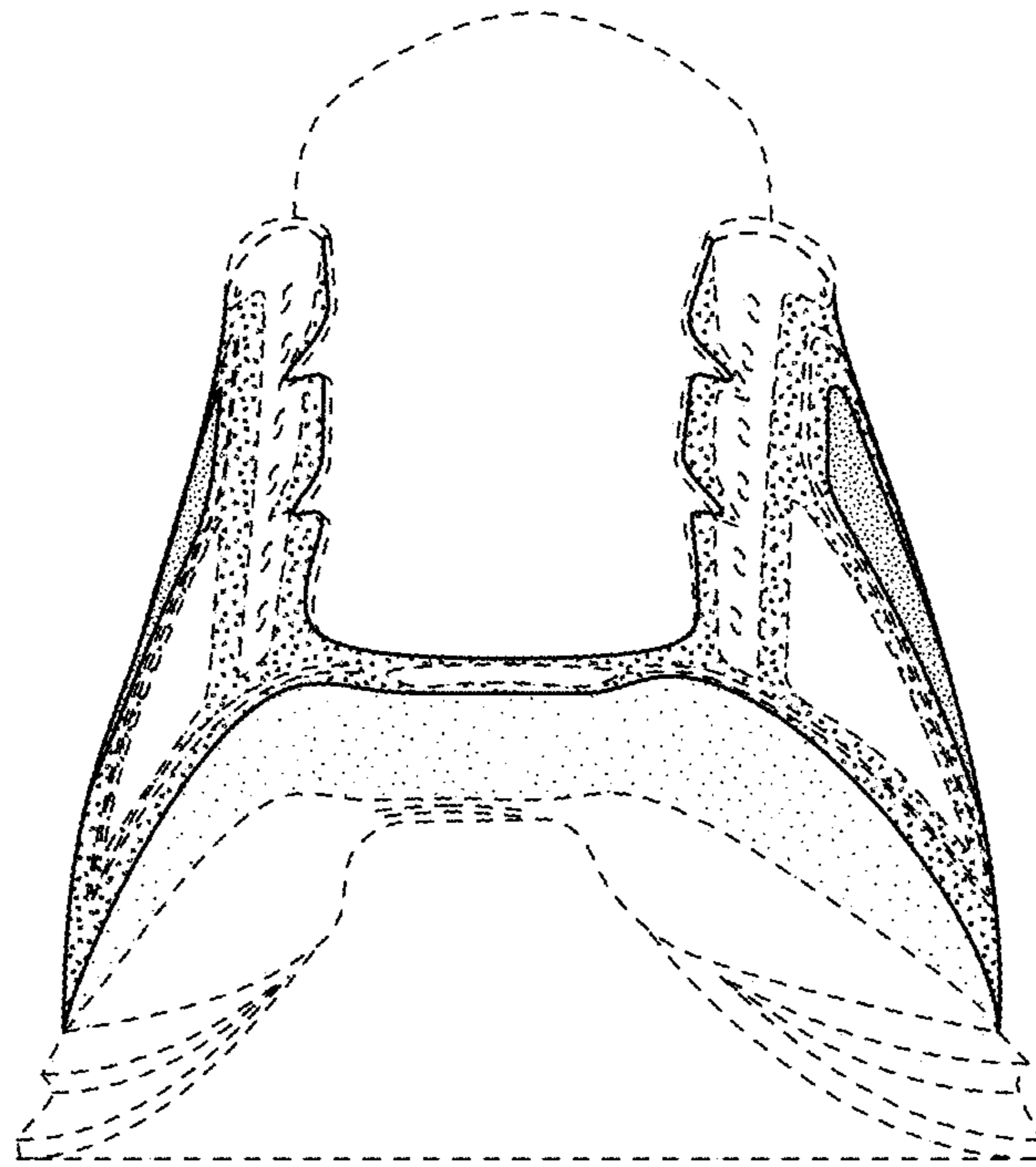


FIG. 5

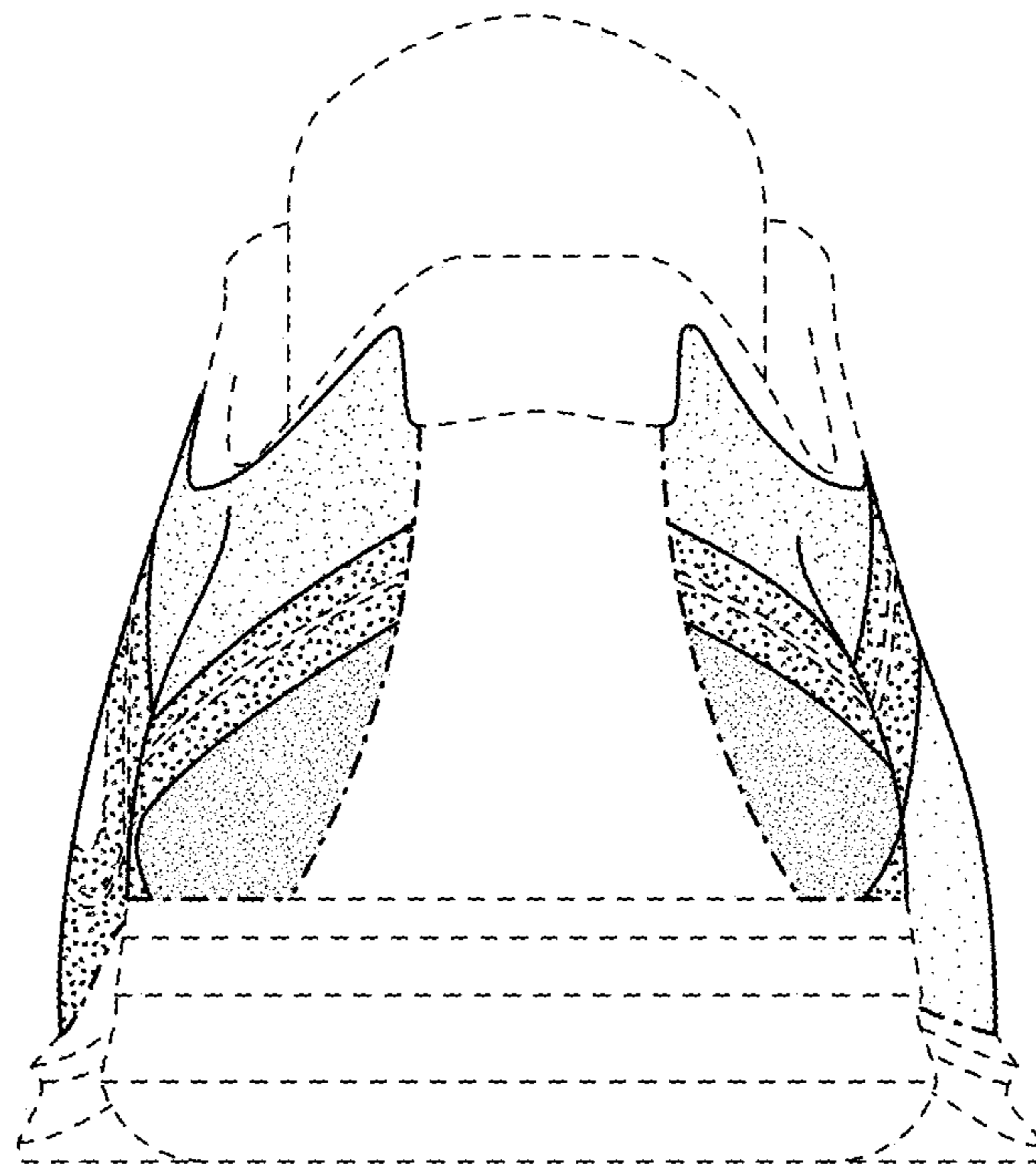


FIG. 6