



US00D957102S

(12) **United States Design Patent** (10) **Patent No.:** **US D957,102 S**
Snyder (45) **Date of Patent:** **** Jul. 12, 2022**

(54) **SHOE INSERT**
(71) Applicant: **Aaron Snyder**, La Habra, CA (US)
(72) Inventor: **Aaron Snyder**, La Habra, CA (US)
(73) Assignee: **Tracer Tactical LLC**, La Habra, CA (US)
(**) Term: **15 Years**
(21) Appl. No.: **29/752,622**
(22) Filed: **Sep. 28, 2020**
(51) **LOC (13) Cl.** **02-04**
(52) **U.S. Cl.**
USPC **D2/946; D2/976**
(58) **Field of Classification Search**
USPC D2/902, 907, 909, 916, 944, 946, 961,
D2/969, 972-976, 979; D3/289, 299,
D3/301, 303
CPC A43B 23/081; A43B 23/10; A43B 23/06;
A43B 23/08
See application file for complete search history.

D804,179 S * 12/2017 Kolstad D3/303
D831,339 S * 10/2018 Villebro D3/226
D882,264 S * 4/2020 Zhang D3/299
D928,489 S * 8/2021 Bradley D2/961

* cited by examiner

Primary Examiner — Kevin K Rudzinski
Assistant Examiner — Clare Ann Gannon
(74) *Attorney, Agent, or Firm* — Preston P. Frischknecht;
Project CIP

(57) **CLAIM**

The ornamental design for a shoe insert, as shown and described.

DESCRIPTION


FIG. 1 is a first perspective view of a first embodiment;
FIG. 2 is a second perspective, alternate view of a first embodiment;
FIG. 3 is a front view of a first embodiment;
FIG. 4 is a back view of a first embodiment;
FIG. 5 is a right side view of a first embodiment;
FIG. 6 is a left view of a first embodiment;
FIG. 7 is a top view of a first embodiment;
FIG. 8 is a bottom view of a first embodiment;
FIG. 9 is a first perspective view of a second embodiment;
FIG. 10 is a second perspective, alternate view of a second embodiment;
FIG. 11 is a front view of a second embodiment;
FIG. 12 is a back view of a second embodiment;
FIG. 13 is a right side view of a second embodiment;
FIG. 14 is a left view of a second embodiment;
FIG. 15 is a top view of a second embodiment; and,
FIG. 16 is a bottom view of a second embodiment.
The broken lines show portions of the shoe insert that form no part of the claimed design.

(56) **References Cited**

U.S. PATENT DOCUMENTS

3,018,570 A * 1/1962 Bliese A43B 23/26
36/1
4,547,982 A * 10/1985 Gamm A43B 1/0081
36/114
D356,675 S * 3/1995 Gamm D2/975
D384,497 S * 10/1997 Weathers D2/975
D506,596 S * 6/2005 Kim D2/905
D507,861 S * 8/2005 Kim D2/905
D533,348 S * 12/2006 Andre D3/303
D545,010 S * 6/2007 Donovan D32/14.1
D595,052 S * 6/2009 Rohrbach A43B 1/0081
D3/269
D679,499 S * 4/2013 Harris A43B 23/26
D3/303
D736,513 S * 8/2015 McAfee D2/976

1 Claim, 12 Drawing Sheets



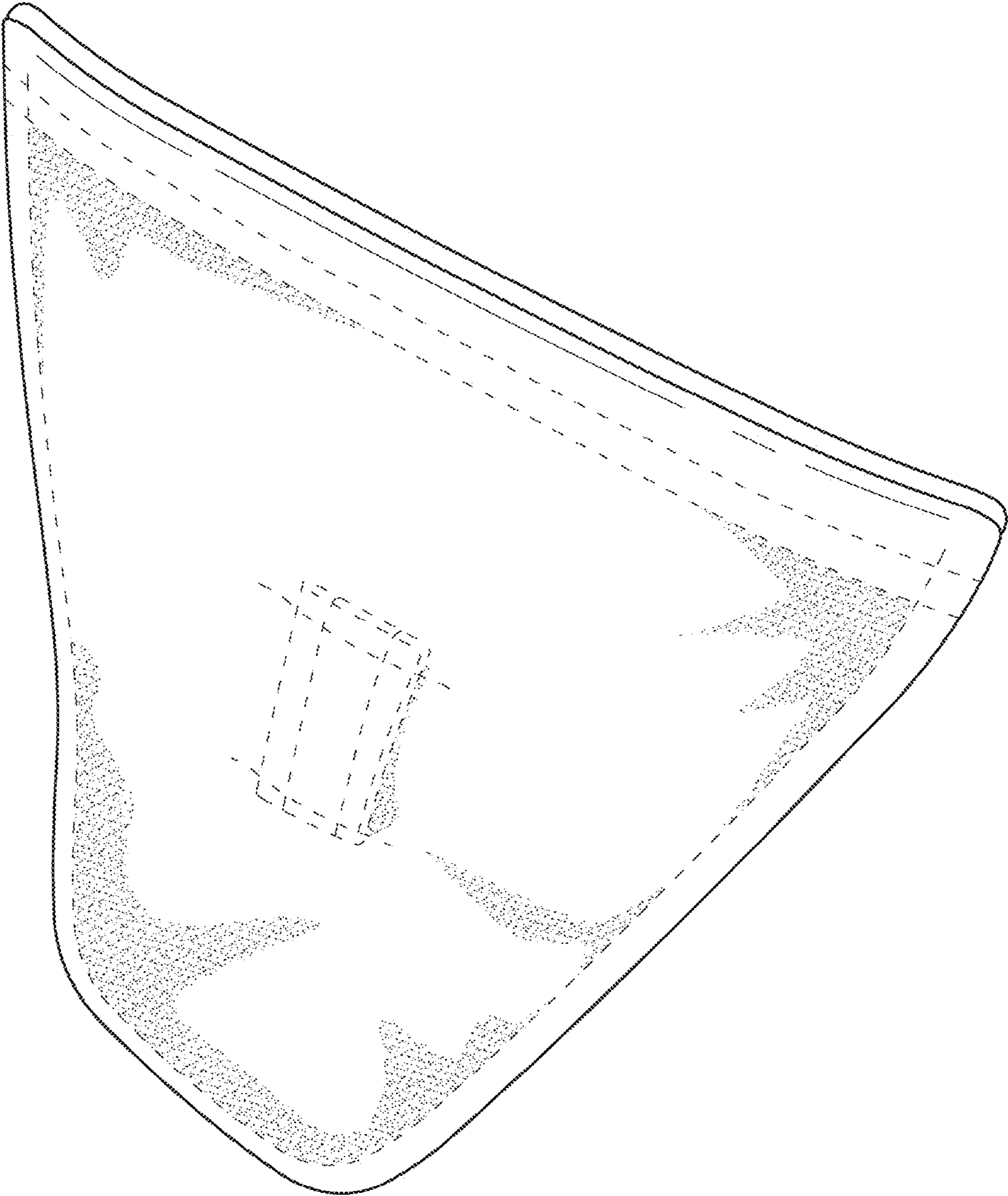


FIG. 1




FIG. 2

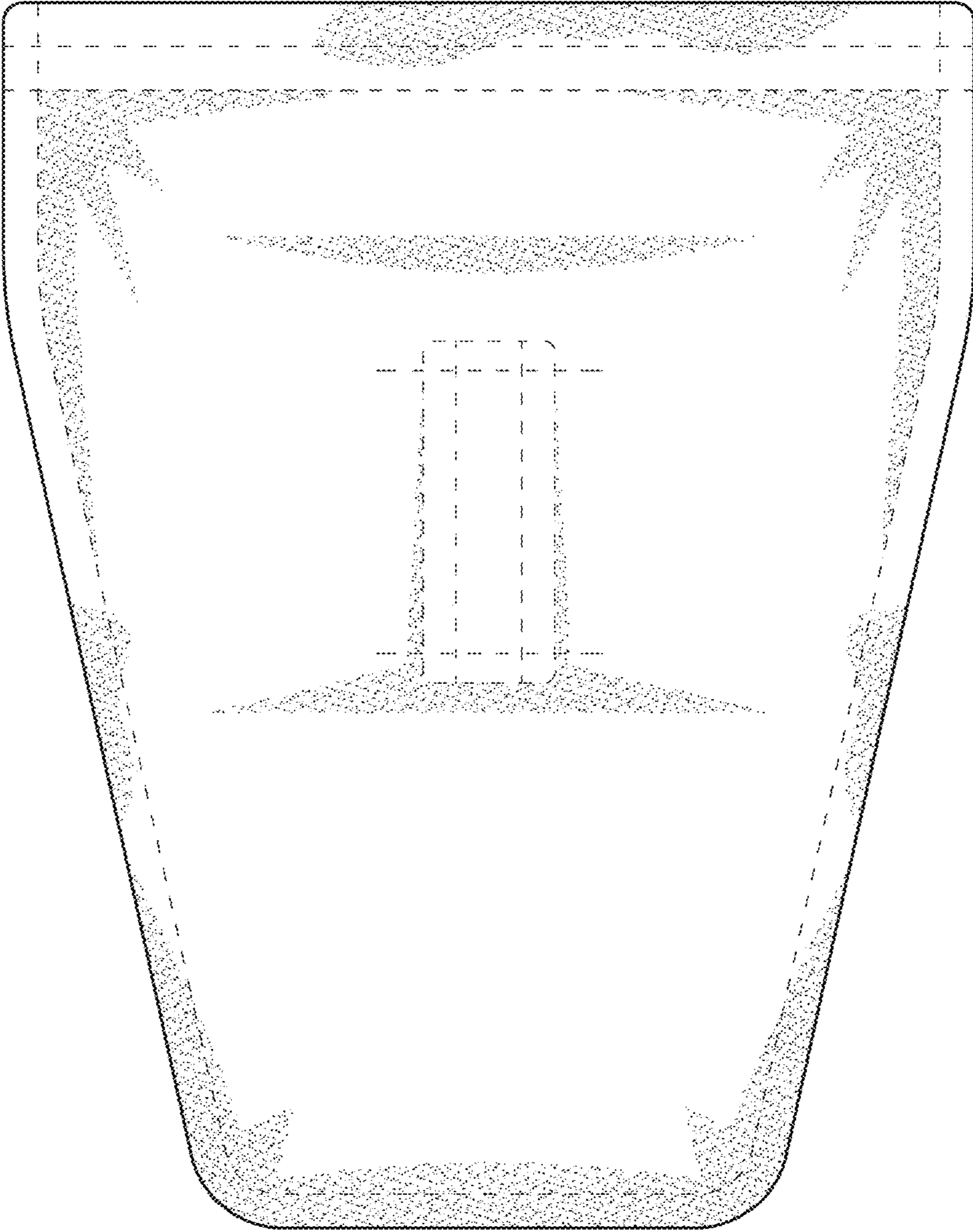


FIG. 3

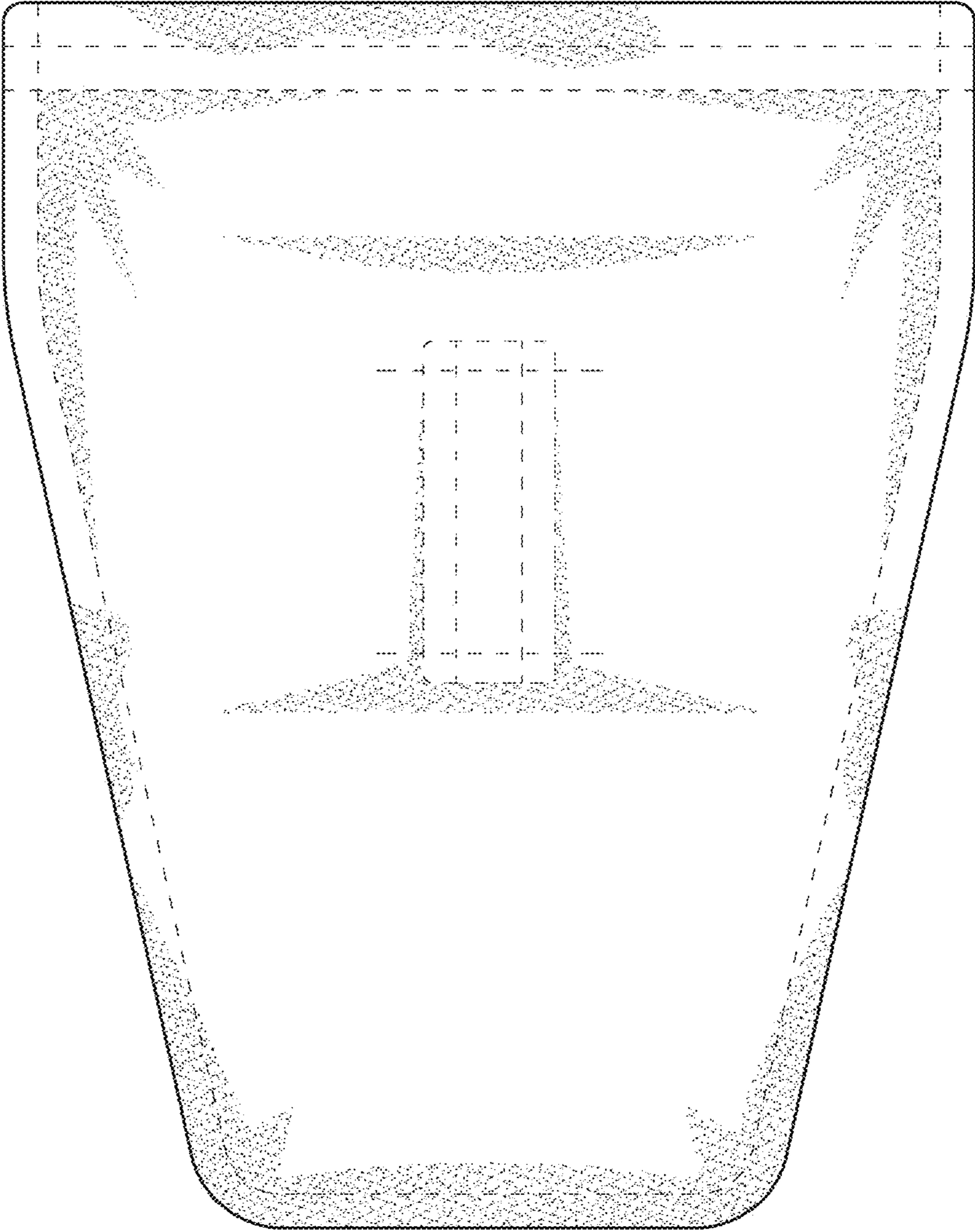


FIG. 4



FIG. 5




FIG. 6




FIG. 7




FIG. 8




FIG. 9




FIG. 10

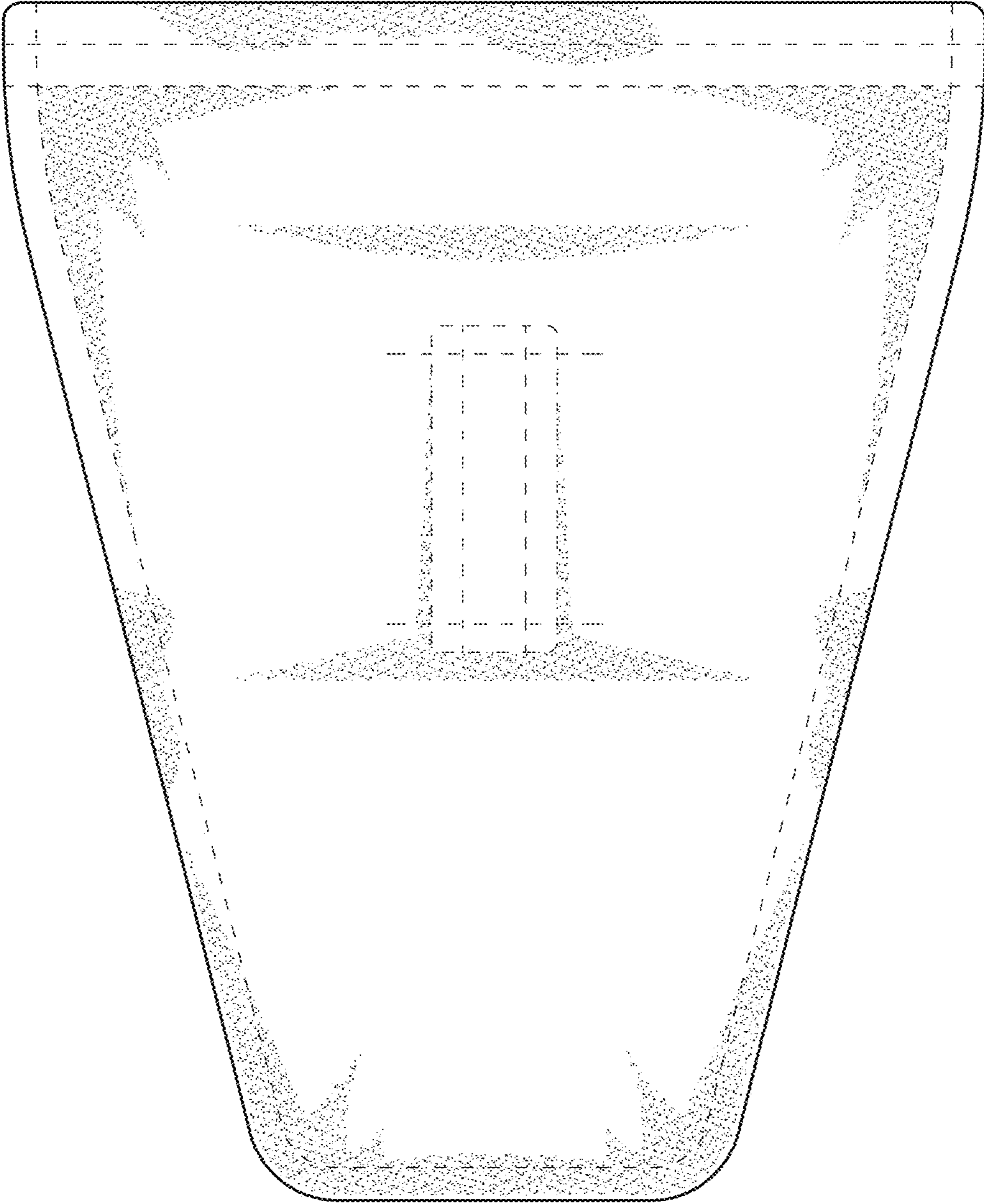


FIG. 11

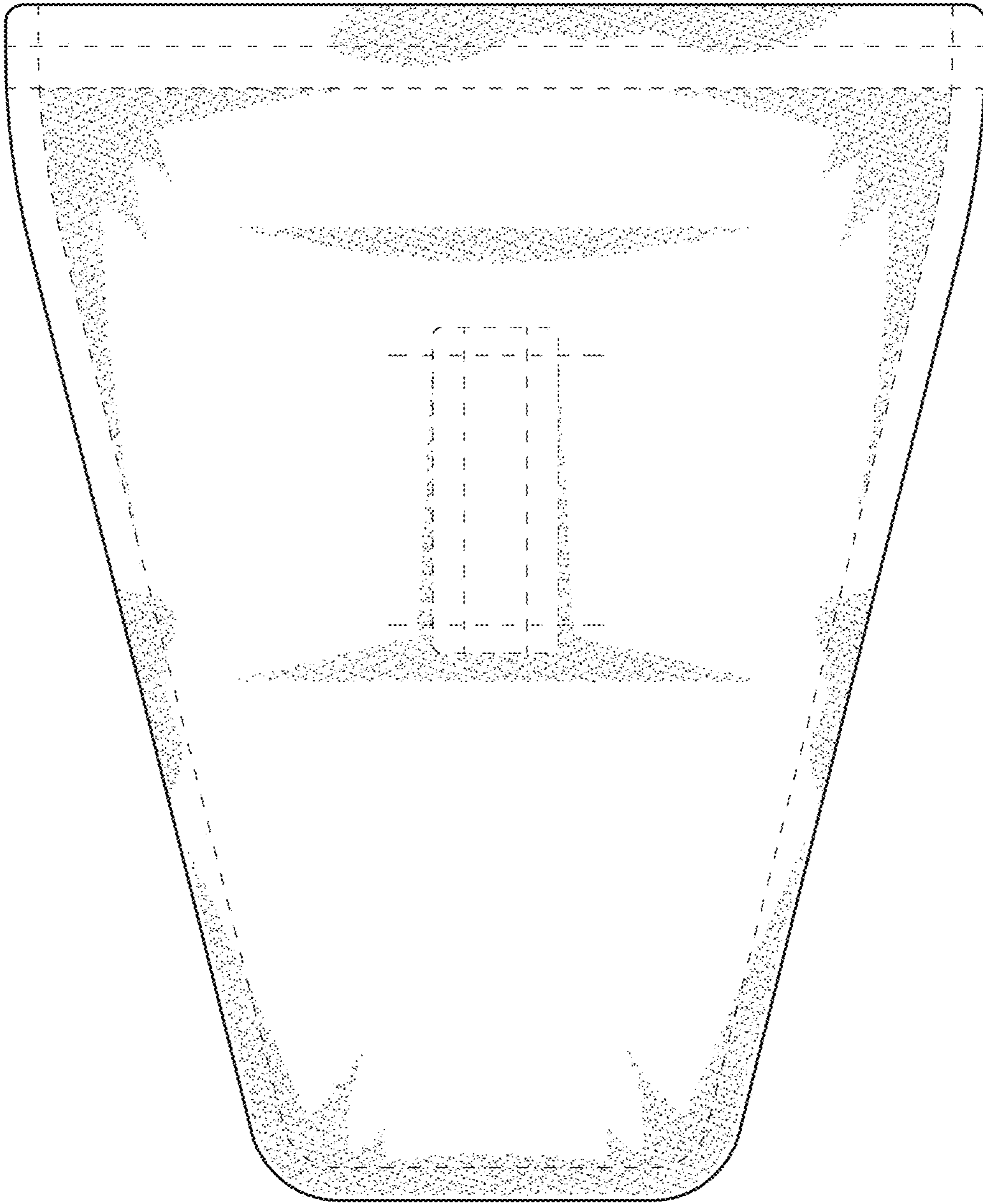


FIG. 12



FIG. 13




FIG. 14




FIG. 15




FIG. 16