



US00D957090S

(12) **United States Design Patent**
Barnard

(10) **Patent No.:** **US D957,090 S**

(45) **Date of Patent:** **** Jul. 12, 2022**

(54) **STRAP**

(71) Applicant: **Leoni Barnard**, Outjo (NA)

(72) Inventor: **Leoni Barnard**, Outjo (NA)

(**) Term: **15 Years**

(21) Appl. No.: **29/768,251**

(22) Filed: **Jan. 28, 2021**

(51) **LOC (13) Cl.** **02-05**

(52) **U.S. Cl.**
USPC **D2/600**; D3/215

(58) **Field of Classification Search**
USPC D2/500, 501, 508, 600, 607, 608, 609;
D3/215, 218, 327; D11/3, 8, 200, 201,
D11/215; D16/237, 243; D29/101.1
CPC .. A41D 23/00; A41D 2023/002; A41D 25/00;
A44B 6/00; A45F 5/00; A45F 5/004;
A45F 2005/006; A45F 3/14; A45F
2003/142; A45F 2003/144; A45F
2003/146; A45F 2003/148

See application file for complete search history.

(56) **References Cited**

U.S. PATENT DOCUMENTS

- D623,861 S * 9/2010 Kope G03B 17/566
D3/327
- D644,139 S * 8/2011 Kalbach D11/95
- D655,080 S * 3/2012 Burrows D3/215
- D677,188 S * 3/2013 Kalbach D3/215
- D681,504 S * 5/2013 Kalbach D11/201

- D772,577 S * 11/2016 Muchin D3/327
- D843,110 S * 3/2019 Rydberg D3/254
- D861,350 S * 10/2019 Frank D3/327
- D907,857 S * 1/2021 Nielsen D29/101.1
- 2017/0164721 A1* 6/2017 Forney A45F 3/14
- 2021/0145154 A1* 5/2021 Cooper A45F 3/047

* cited by examiner

Primary Examiner — Jasmine Mlinarcik

(74) *Attorney, Agent, or Firm* — Scully, Scott, Murphy & Presser, P.C.

(57) **CLAIM**

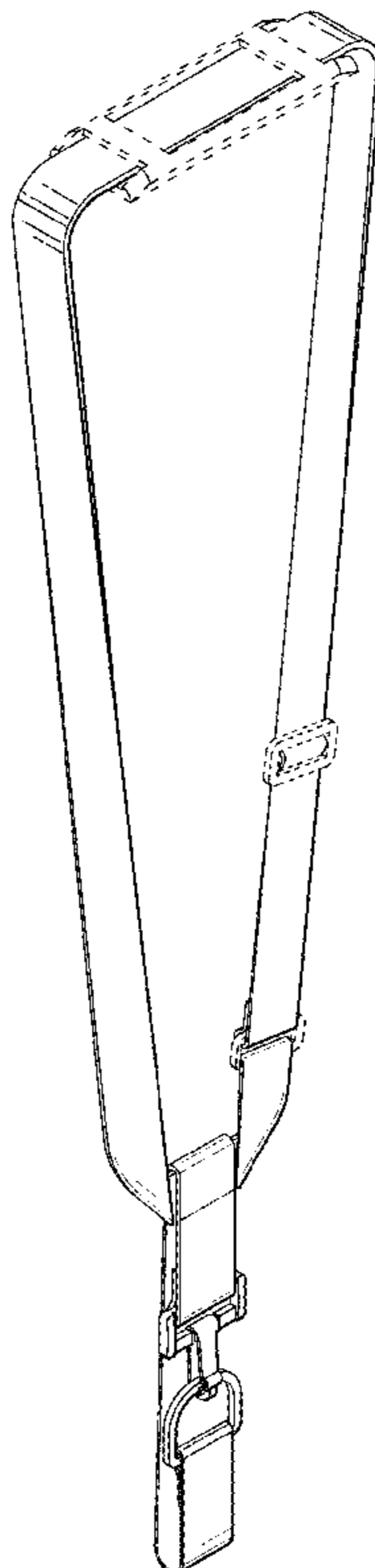
The ornamental design for a strap, as shown and described.

DESCRIPTION

FIG. 1 is a perspective view of a strap showing my new design;
FIG. 2 is a front elevation view thereof;
FIG. 3 is a rear elevation view thereof;
FIG. 4 is a left side elevation view thereof;
FIG. 5 is a right side elevation view thereof;
FIG. 6 is a top plan view thereof; and,
FIG. 7 is a bottom plan view thereof.

The portions of the strap shown in large broken lines, with larger gaps between them, in the figures attached hereto form no part of the claimed design. The portions of the strap shown in smaller broken lines, with smaller gaps between them, are intended to show stitching, and form part of the claimed design.

1 Claim, 5 Drawing Sheets



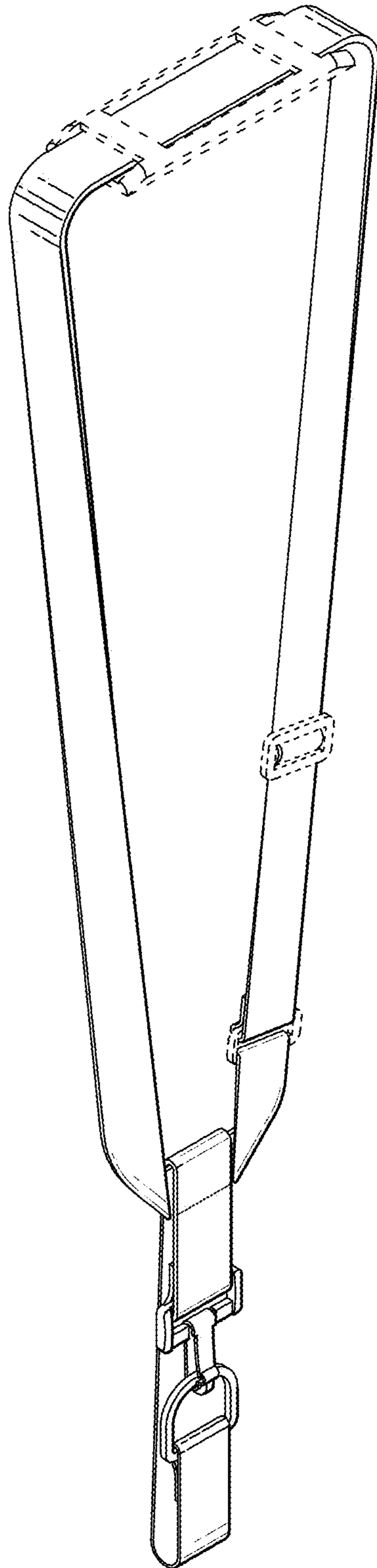


FIG. 1

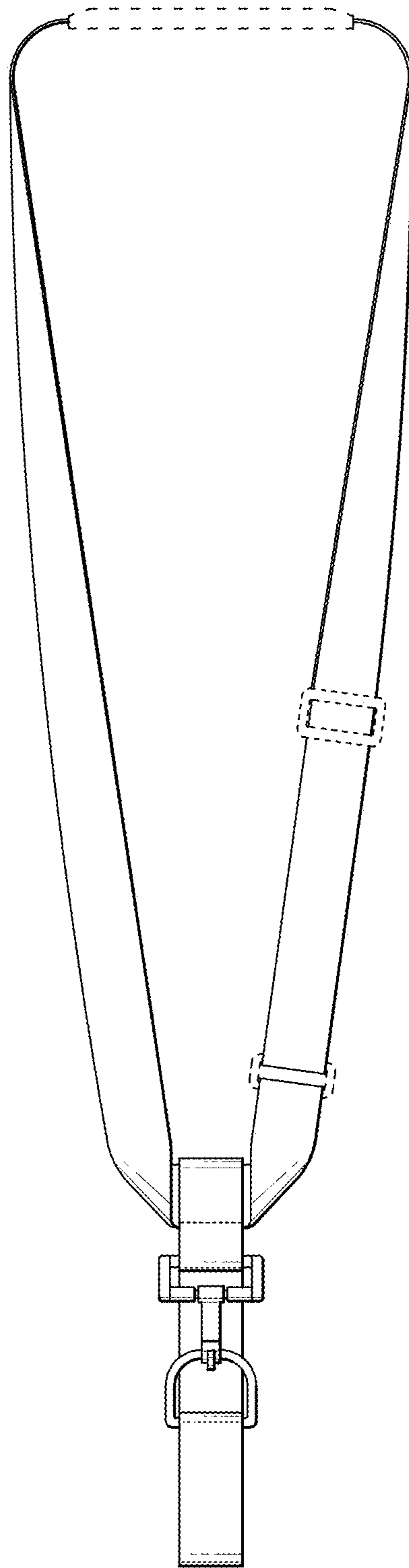


FIG. 2

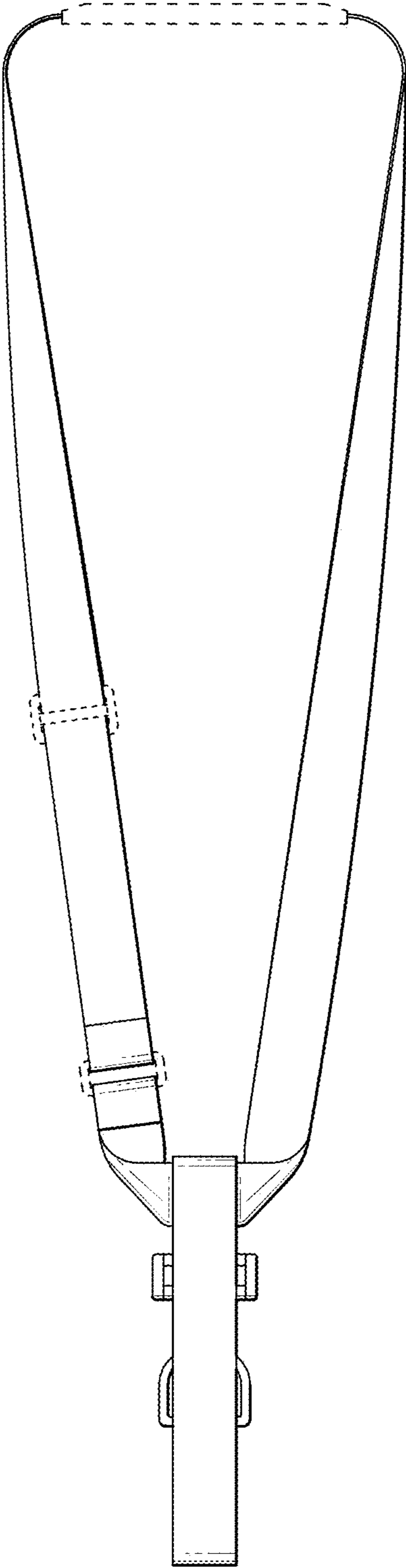


FIG. 3

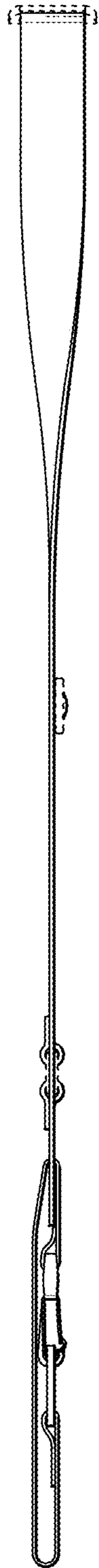


FIG. 4

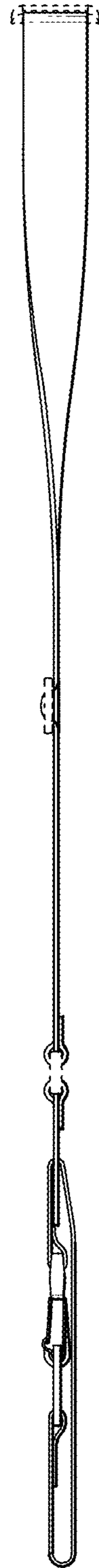


FIG. 5




FIG. 6

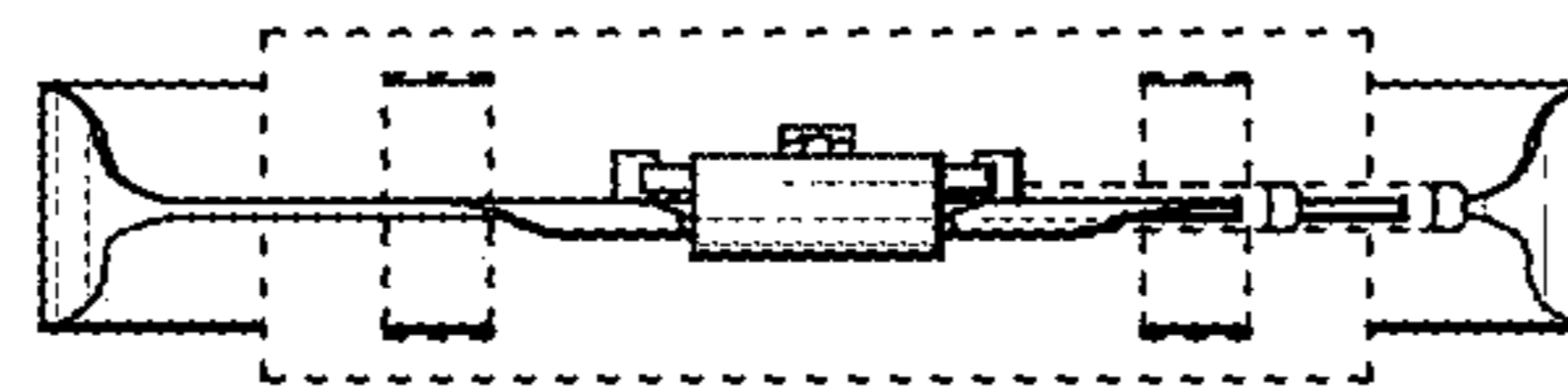


FIG. 7