



US00D957075S

(12) **United States Design Patent**
Lee et al.

(10) **Patent No.:** **US D957,075 S**
(45) **Date of Patent:** **** Jul. 5, 2022**

(54) **ELECTRONIC WASHING AND DRYING MACHINE FOR LAUNDRY PURPOSE**

(71) Applicant: **LG ELECTRONICS INC.**, Seoul (KR)

(72) Inventors: **Junghwan Lee**, Seoul (KR); **Hoil Jeon**, Seoul (KR); **Sojin Park**, Seoul (KR); **Eunyoung Chee**, Seoul (KR); **Hyewon Kim**, Seoul (KR)

(73) Assignee: **LG ELECTRONICS INC.**, Seoul (KR)

(**) Term: **15 Years**

(21) Appl. No.: **29/770,097**

(22) Filed: **Feb. 9, 2021**

(30) **Foreign Application Priority Data**

Aug. 28, 2020 (KR) 30-2020-0040583

(51) **LOC (13) Cl.** **15-05**

(52) **U.S. Cl.**
USPC **D32/5**

(58) **Field of Classification Search**
USPC D21/526; D32/5, 6, 8, 11, 25
CPC D06F 25/00; D06F 95/00; D06F 3/02
See application file for complete search history.

(56) **References Cited**

U.S. PATENT DOCUMENTS

D298,873 S *	12/1988	Erickson	D32/5
D458,316 S *	6/2002	Bao	D21/526
D517,254 S *	3/2006	Geyer	D32/5
D531,765 S *	11/2006	Schoene	D32/8
D544,157 S *	6/2007	Crookshanks	D32/25
D589,216 S *	3/2009	Park	D32/6
D640,020 S *	6/2011	Helot	D32/5
D739,095 S *	9/2015	Shu	D32/6
9,416,475 B2 *	8/2016	Kulkarni	D06F 25/00

D769,553 S *	10/2016	Lee	D32/6
D770,698 S *	11/2016	Lee	D32/6
D776,374 S *	1/2017	Lee	D32/11
D780,386 S *	2/2017	Lee	D32/6
D781,004 S *	3/2017	Lee	D32/6
D806,329 S *	12/2017	Carlehed	D32/6
D816,925 S *	5/2018	Bixby	D32/6
D836,267 S *	12/2018	Ha	D32/6

(Continued)

OTHER PUBLICATIONS

Lowe's <https://www.lowes.com/pd/LG-WashTower-Electric-Stacked-Laundry-Center-with-4-5-cu-ft-Washer-and-7-4-cu-ft-Dryer-ENERGY-STAR/5001634635> (Year: 2020).*

Primary Examiner — Michelle E. Wilson

Assistant Examiner — Richard E Yenchesky

(74) *Attorney, Agent, or Firm* — Birch, Stewart, Kolasch & Birch, LLP

(57) **CLAIM**

The ornamental design for an electronic washing and drying machine for laundry purpose, as shown and described.

DESCRIPTION

FIG. 1 is a front perspective view of the electronic washing and drying machine for laundry purpose showing our new design;

FIG. 2 is a front view thereof;

FIG. 3 is a back view thereof;

FIG. 4 is a left side view thereof;

FIG. 5 is a right side view thereof;

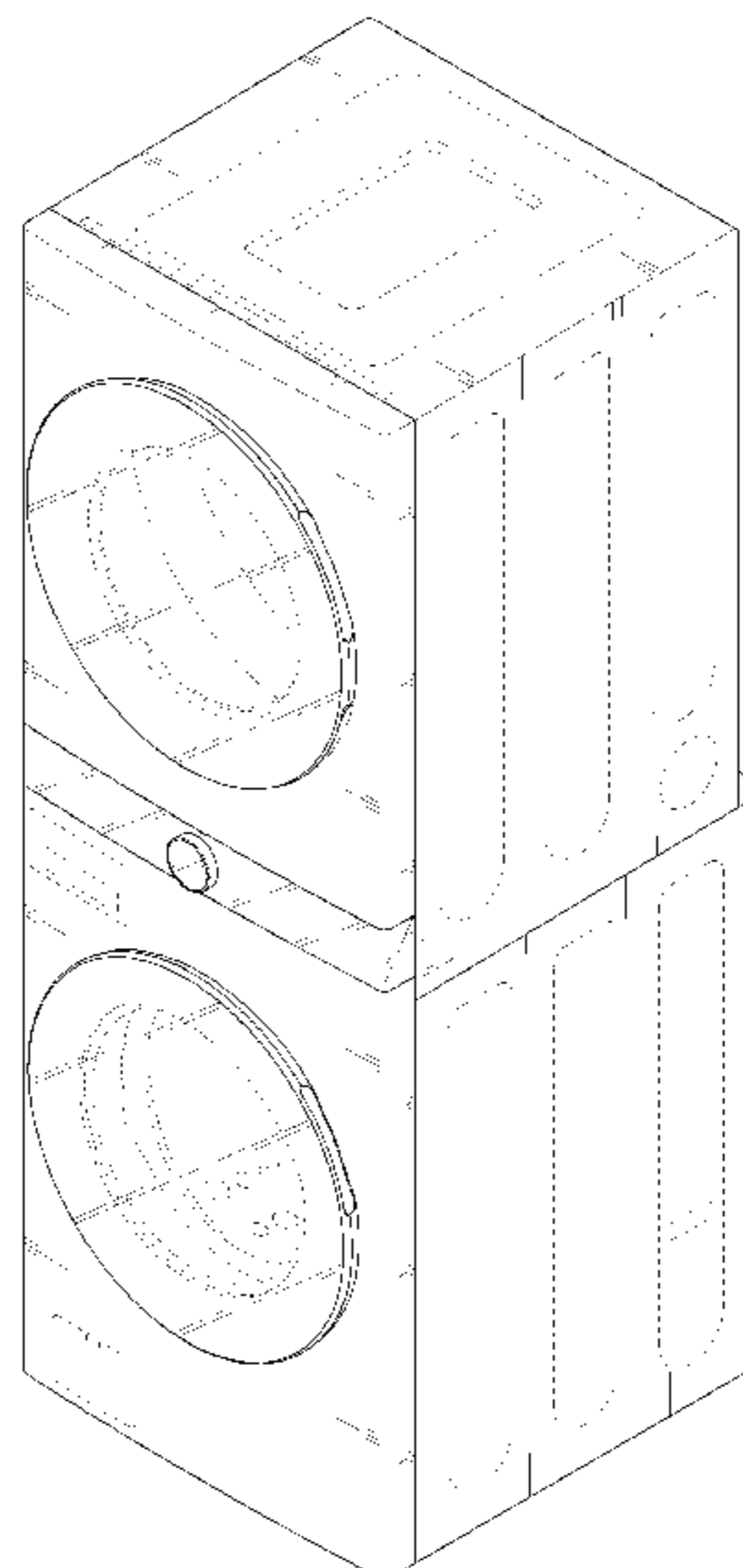
FIG. 6 is a top plan view thereof;

FIG. 7 is a bottom plan view thereof; and,

FIG. 8 is a perspective view, with the control panel shown in use.

The broken lines depict portions of the electronic washing and drying machine for laundry purpose that form no part of the claimed design.

1 Claim, 8 Drawing Sheets



(56)

References Cited

U.S. PATENT DOCUMENTS

D836,269	S	*	12/2018	Ha	D32/6
D836,860	S	*	12/2018	Ha	D32/6
D851,844	S	*	6/2019	Kong	D32/5
D853,062	S	*	7/2019	Yoo	D32/25
2007/0169519	A1	*	7/2007	Hershey	D06F 95/00 68/3 R

* cited by examiner

FIG. 1

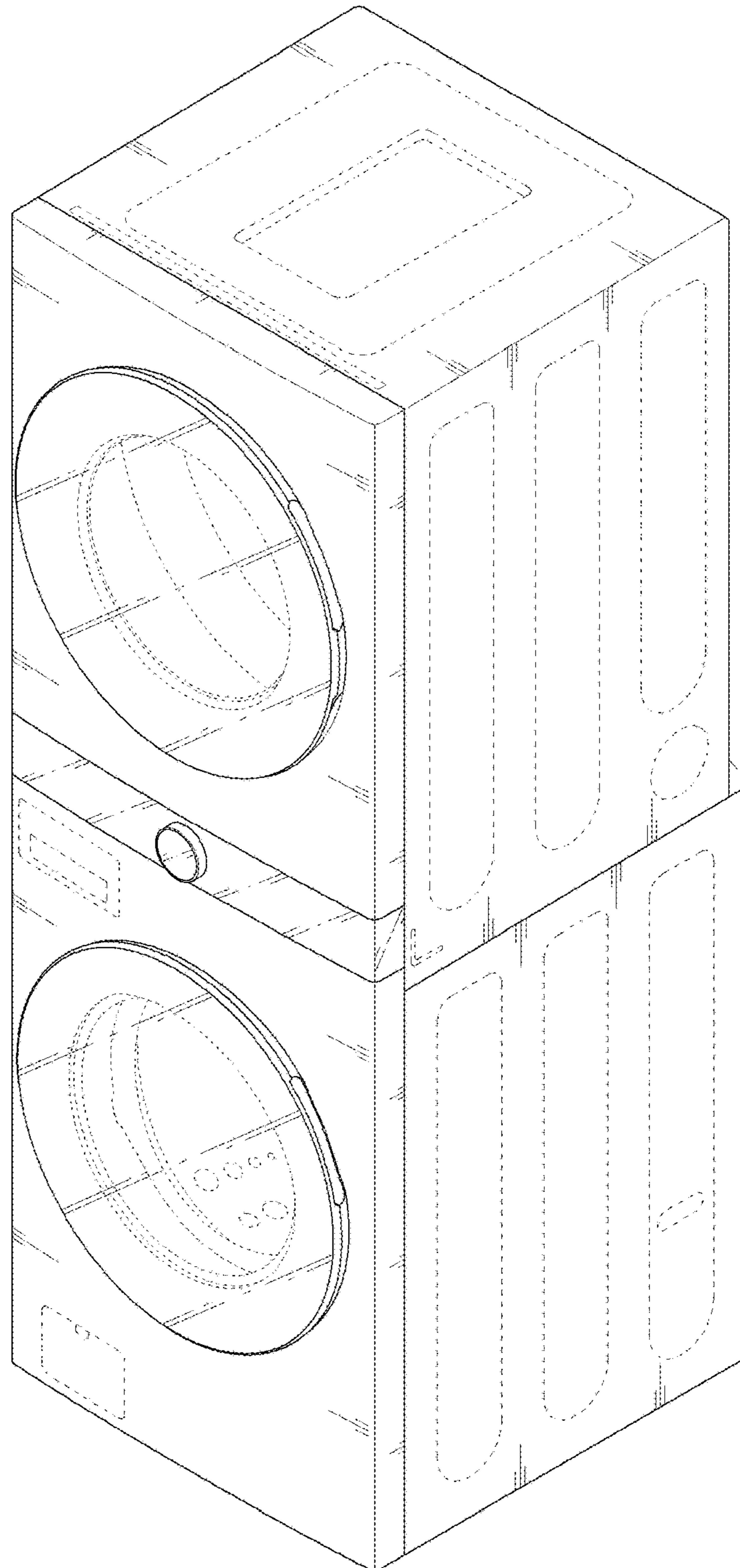


FIG. 2

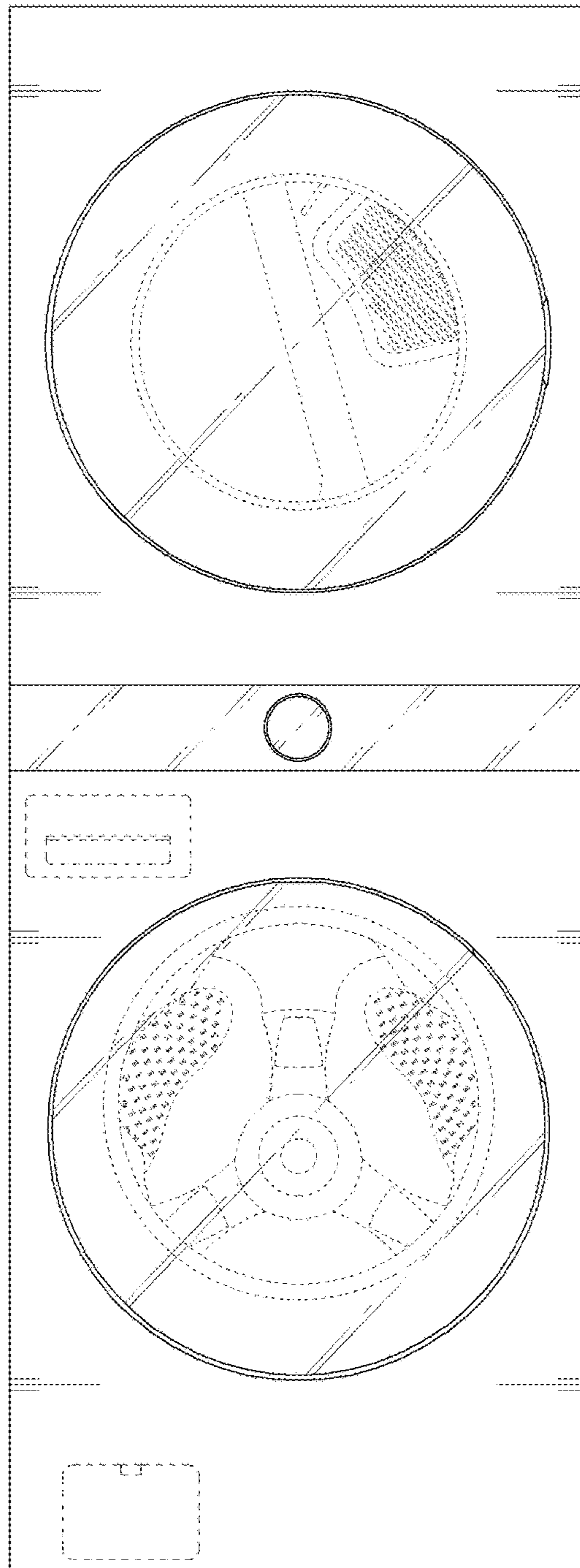


FIG. 3

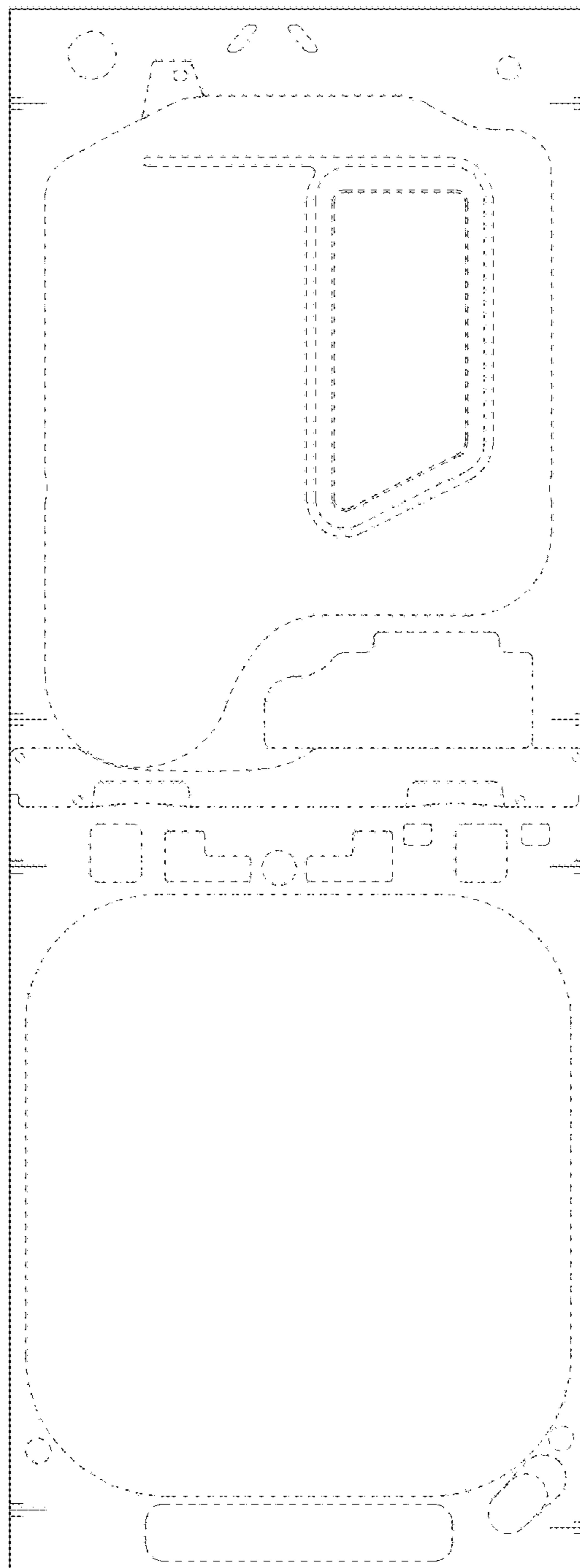


FIG. 4

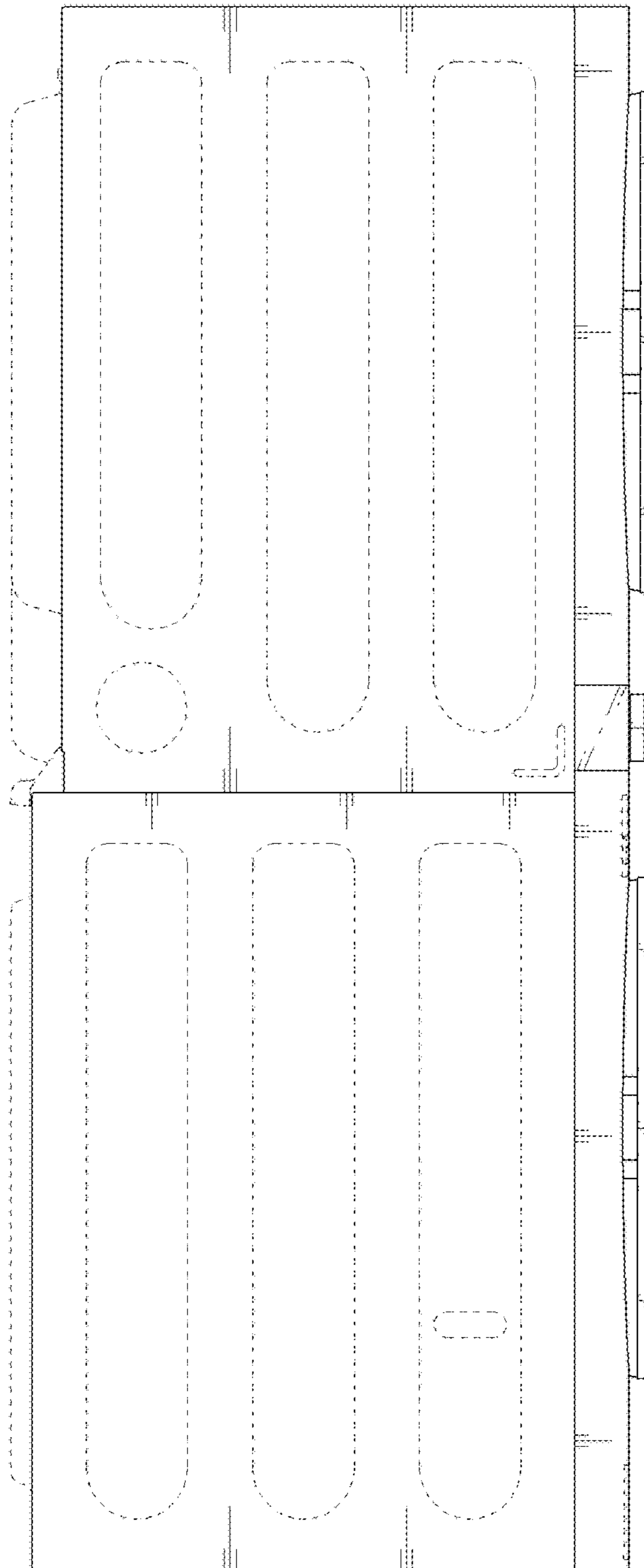


FIG. 5

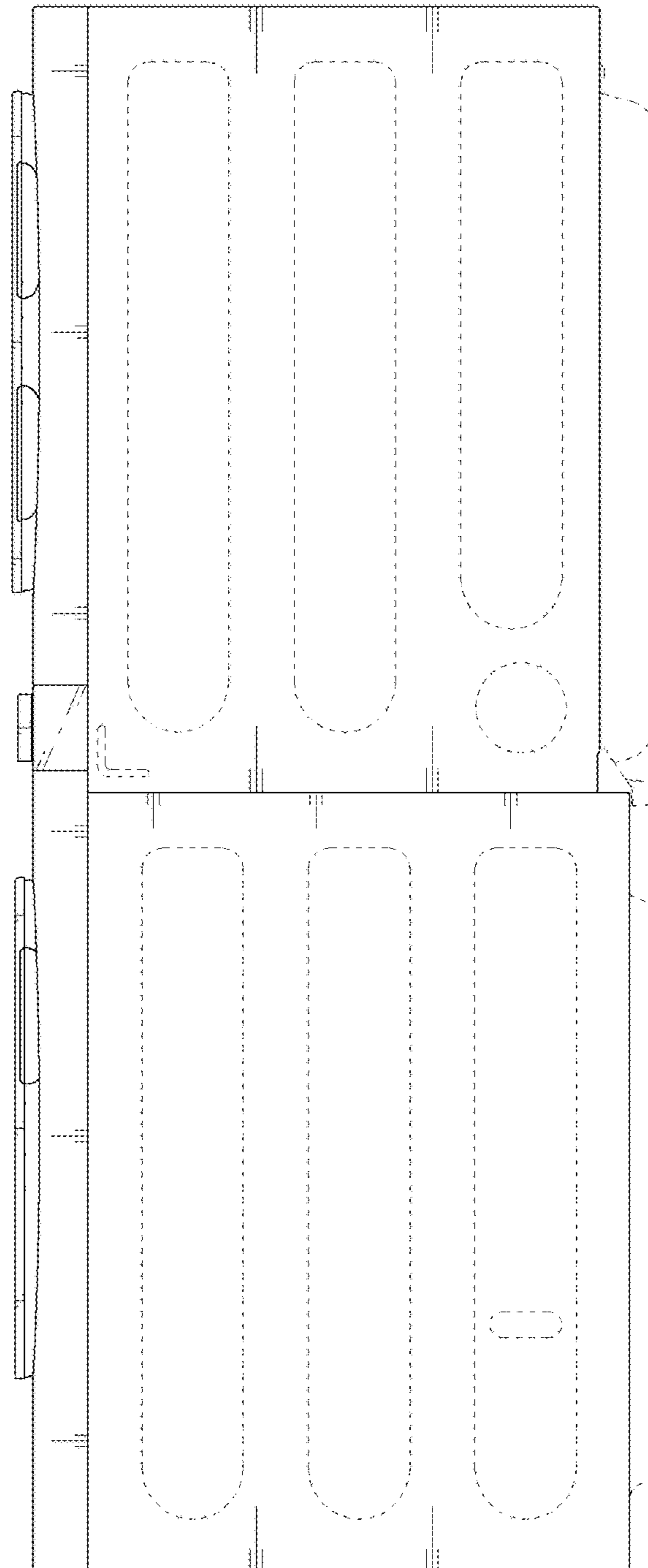


FIG. 6

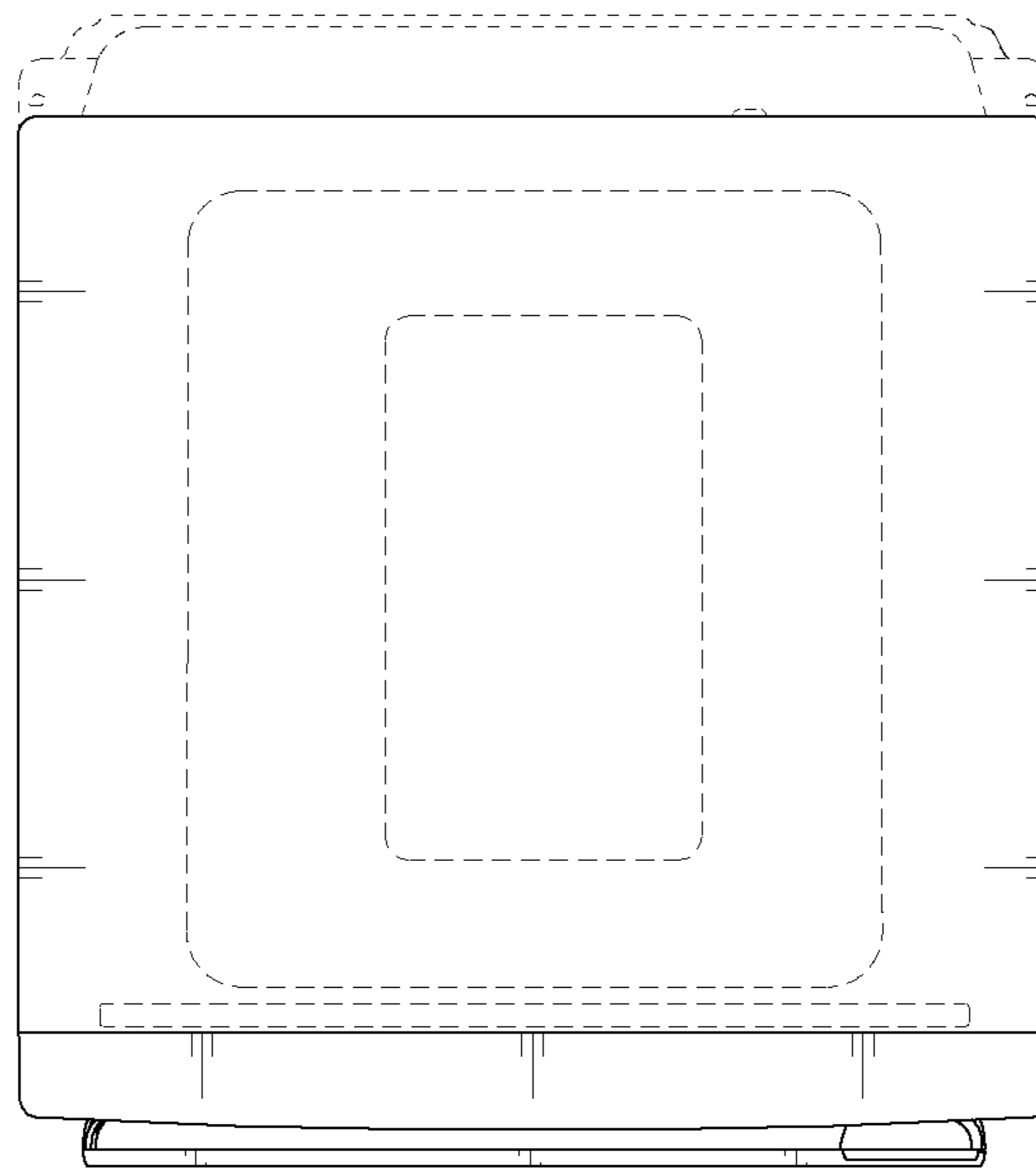


FIG. 7

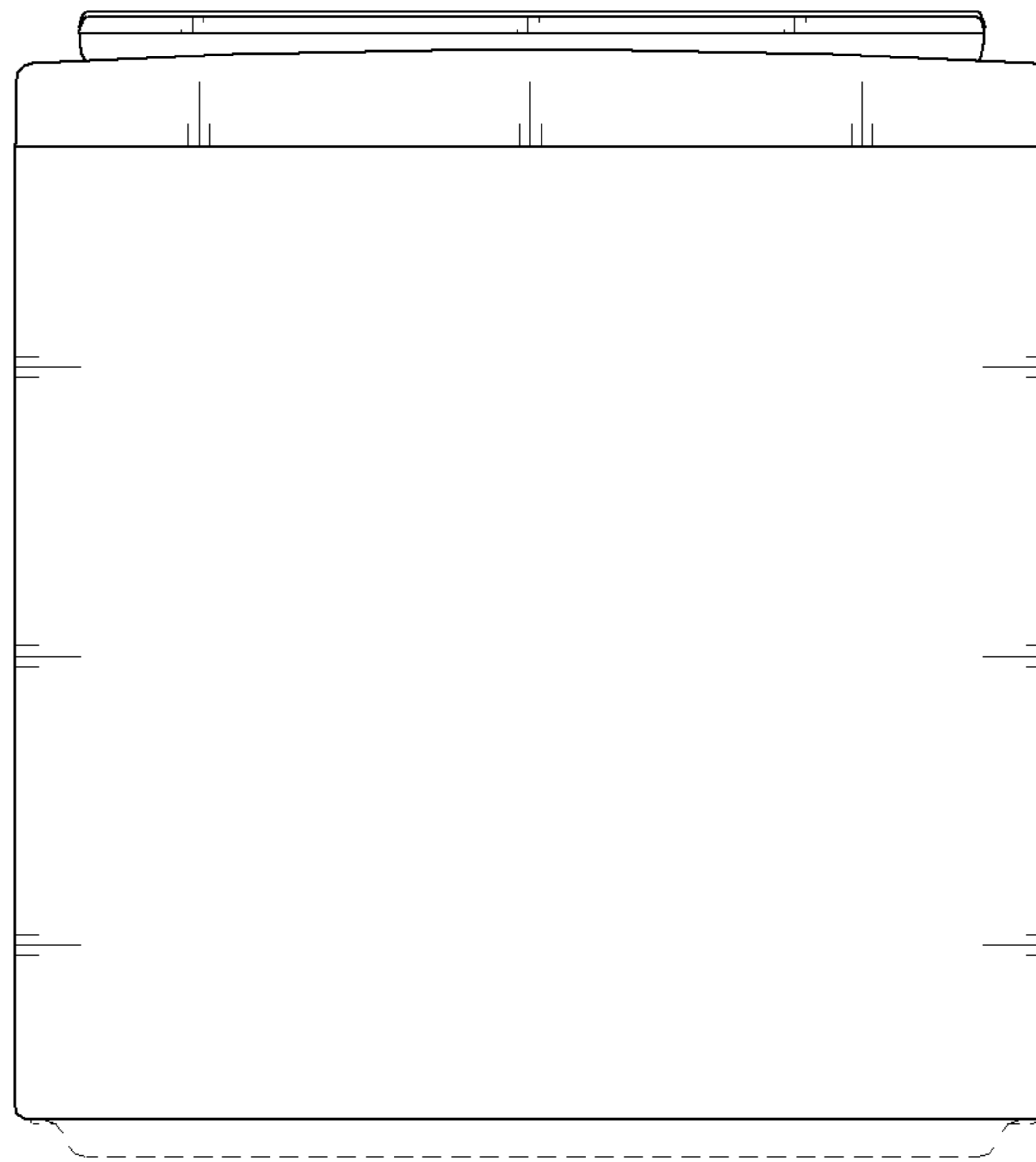


FIG. 8

