



US00D957061S

(12) **United States Design Patent**
Ferguson

(10) **Patent No.:** **US D957,061 S**
(45) **Date of Patent:** **** Jul. 5, 2022**

- (54) **HAIR ACCESSORY FOR A DOLL**
- (71) Applicant: **Arlesa Ferguson**, Lithia Springs, GA (US)
- (72) Inventor: **Arlesa Ferguson**, Lithia Springs, GA (US)
- (**) Term: **15 Years**
- (21) Appl. No.: **29/718,424**
- (22) Filed: **Dec. 24, 2019**
- (51) **LOC (13) Cl.** **28-04**
- (52) **U.S. Cl.**
USPC **D28/92; D21/659**
- (58) **Field of Classification Search**
USPC D28/92, 93; D2/894; D21/568, 659, 661
CPC A41G 3/00; A41G 3/0008; A41G 3/0016;
A41G 3/0025; A41G 3/0033; A41G 3/0041; A41G 3/005; A41G 3/0058;
A41G 5/00; A41G 5/04; A41G 5/0046;
A41G 5/0053; A41G 5/006; A41G 5/0066; A41G 5/0073; A63H 3/44
See application file for complete search history.

- 2015/0257469 A1* 9/2015 Curbeon A41G 5/0053
132/54
- 2016/0066671 A1* 3/2016 Astwood A41G 5/006
132/273
- 2017/0265550 A1* 9/2017 Han A41G 5/0073

OTHER PUBLICATIONS

MGA Entertainment, LOL Surprise O.M.G. Styling Head Royal Bee, pp. 1-4, available at <https://d9e070dfd3acecf46b1c-17b469a03c0123c2b02a9321faa23df8.ssl.cf1.rackcdn.com/pdf/566229.pdf>. Accessed Mar. 26, 2020.

MGA Entertainment, LOL Surprise O.M.G. Styling Head Neonlicious, pp. 1-4, available at <https://d9e070dfd3acecf46b1c-17b469a03c0123c2b02a9321faa23df8.ssl.cf1.rackcdn.com/pdf/565963.pdf>. Accessed Mar. 26, 2020.

* cited by examiner

Primary Examiner — Zenia I Bennett
(74) *Attorney, Agent, or Firm* — Meunier Carlin & Curfman LLC

(57) **CLAIM**

The ornamental design for a hair accessory for a doll, as shown and described.

DESCRIPTION

FIG. 1 is a perspective view of a hair accessory for a doll showing my new design.

FIG. 2 is a front view of my new design shown in FIG. 1.

FIG. 3 is a rear view of my new design shown in FIG. 1.

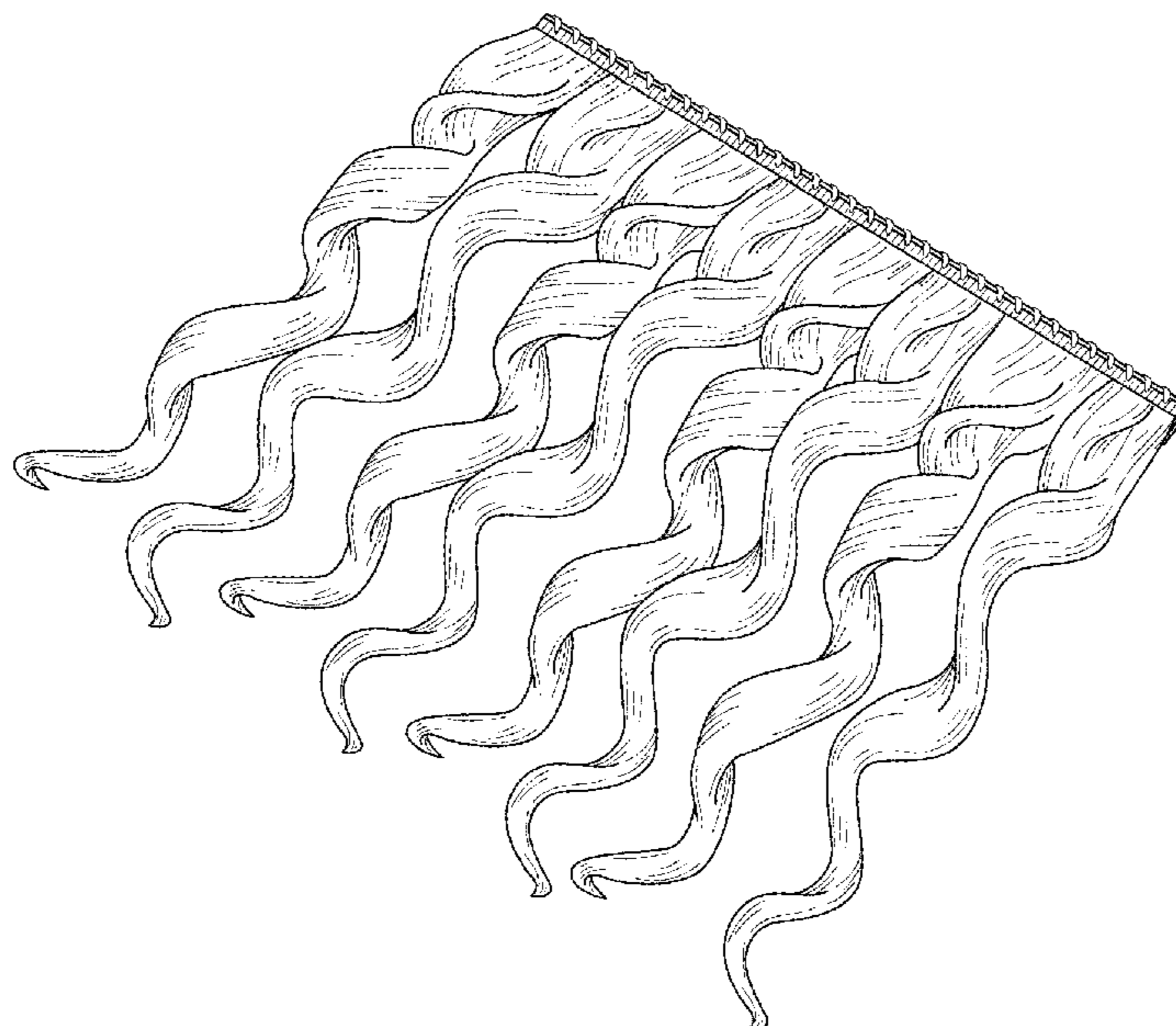
FIG. 4 is a right-side view of my new design shown in FIG. 1.

FIG. 5 is a left-side view of my new design shown in FIG. 1.

FIG. 6 is a top view of my new design shown in FIG. 1; and, FIG. 7 is a bottom view of my new design shown in FIG. 1.

The stippling pattern shown in FIGS. 3-6 is meant to represent a hook fabric.

1 Claim, 5 Drawing Sheets






FIG. 1




FIG. 2




FIG. 3

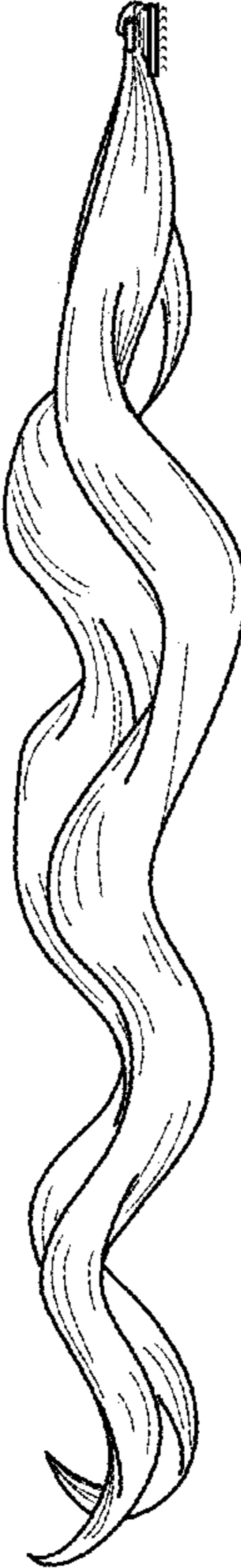


FIG. 4



FIG. 5




FIG. 6




FIG. 7