



US00D957058S

(12) **United States Design Patent** (10) **Patent No.:** **US D957,058 S**  
**Riehle et al.** (45) **Date of Patent:** **\*\* Jul. 5, 2022**

(54) **SHAVING RAZOR HANDLE**  
(71) Applicant: **The Gillette Company LLC**, Boston, MA (US)  
(72) Inventors: **Jonathon Albert Riehle**, Brighton, MA (US); **Rory Frederick Wellington McGarry**, Boston, MA (US); **Gernot Oberfell**, Munich (DE); **Jan Wertel**, Berlin (DE)  
(73) Assignee: **The Gillette Company LLC**, Boston, MA (US)  
(\*\*) Term: **15 Years**  
(21) Appl. No.: **29/761,438**  
(22) Filed: **Dec. 9, 2020**  
(51) **LOC (13) Cl.** ..... **28-03**  
(52) **U.S. Cl.**  
USPC ..... **D28/48**  
(58) **Field of Classification Search**  
USPC ..... D28/45-48; D8/80, 83  
CPC ... B26B 21/00; B26B 21/08; B26B 21/14-18; B26B 21/40; B26B 21/44-48; B26B 21/30-32; B26B 21/4062-4075; B26B 21/528; B26B 21/446; B26B 19/38  
See application file for complete search history.

D828,625 S \* 9/2018 Forti ..... D28/48  
D842,543 S \* 3/2019 Ramm ..... D28/48  
D843,658 S \* 3/2019 Kong ..... D28/48  
D879,375 S \* 3/2020 Go ..... D28/48  
D912,326 S \* 3/2021 Goeder ..... D28/48  
D914,289 S \* 3/2021 Goeder ..... D28/48  
D942,078 S \* 1/2022 Kong ..... D28/48  
2017/0320221 A1 \* 11/2017 Hawes ..... B26B 21/446

**OTHER PUBLICATIONS**

All Office Actions, U.S. Appl. No. 29/761,436.  
All Office Actions, U.S. Appl. No. 17/116,342.  
Unpublished U.S. Appl. No. 17/116,342, filed Dec. 9, 2020, to Rory Frederick Wellington McGarry et al.

\* cited by examiner

*Primary Examiner* — Jennifer Rivard  
*Assistant Examiner* — Alison M Ofstun  
(74) *Attorney, Agent, or Firm* — John M. Lipchitz

(57) **CLAIM**

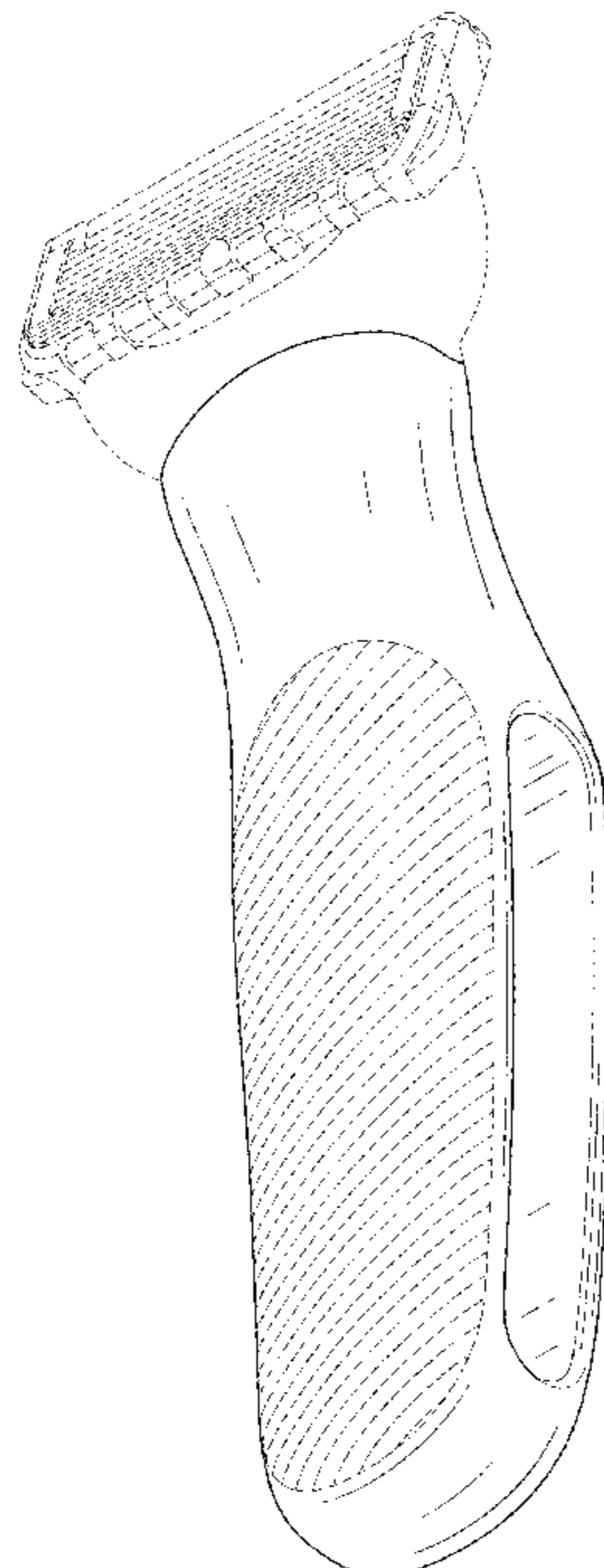
The ornamental design for a shaving razor handle, as shown and described.

**DESCRIPTION**

FIG. 1 is a front perspective view of a shaving razor handle showing our new design;  
FIG. 2 is a front view thereof;  
FIG. 3 is a rear view thereof;  
FIG. 4 is a right view thereof;  
FIG. 5 is a left view thereof;  
FIG. 6 is a top view thereof;  
FIG. 7 is a bottom view thereof; and,  
FIG. 8 is a rear perspective view thereof.  
The broken lines in the drawings represent portions of the article which form no part of the claimed design.

**1 Claim, 6 Drawing Sheets**

(56) **References Cited**  
U.S. PATENT DOCUMENTS  
D416,647 S \* 11/1999 Wonderley ..... D28/48  
D563,046 S \* 2/2008 Provost ..... D28/48  
D652,991 S \* 1/2012 Cavazos Jimenez ..... D28/48  
D656,676 S \* 3/2012 Cavazos Jimenez ..... D28/48  
D789,609 S \* 6/2017 Kong ..... D28/48



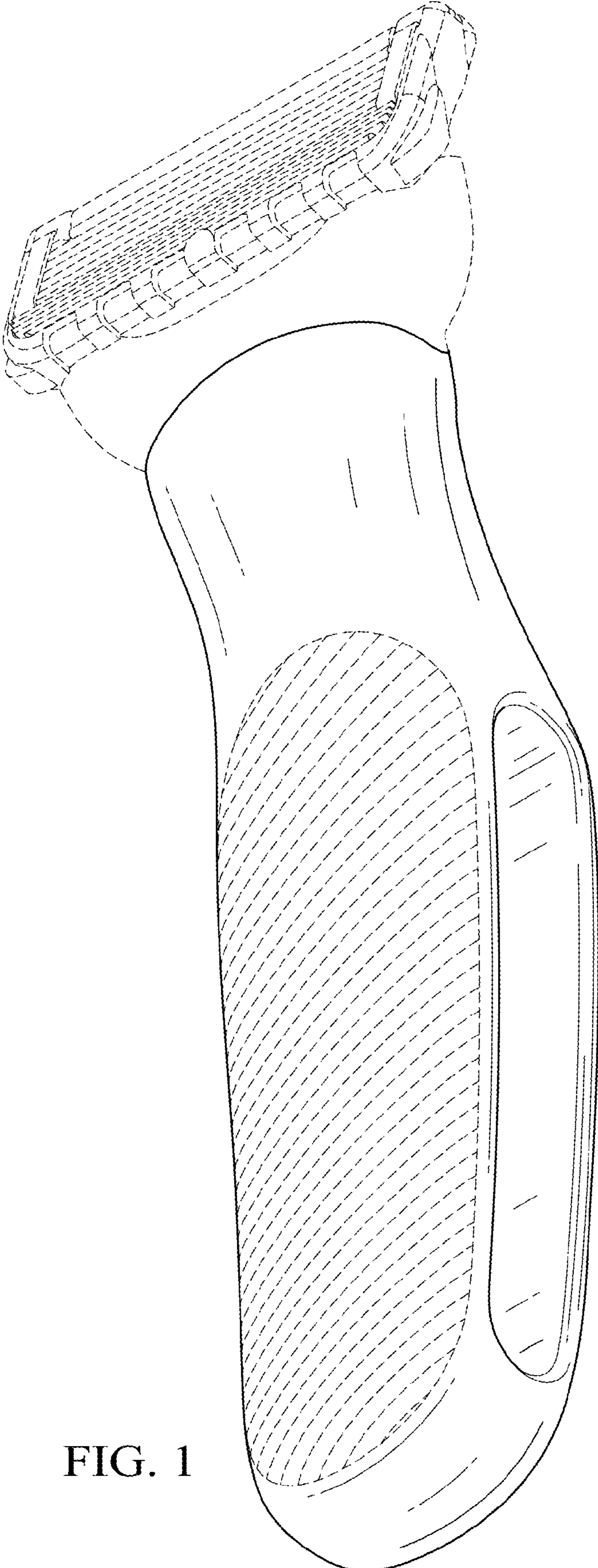


FIG. 1

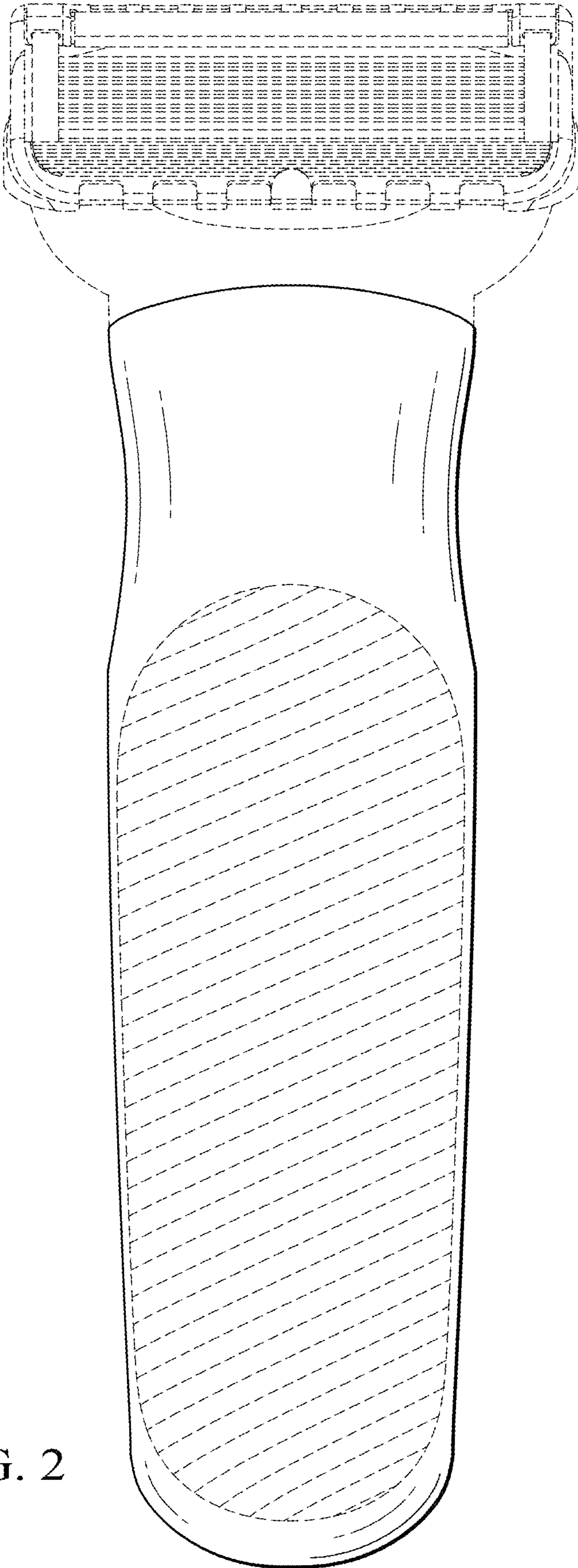


FIG. 2

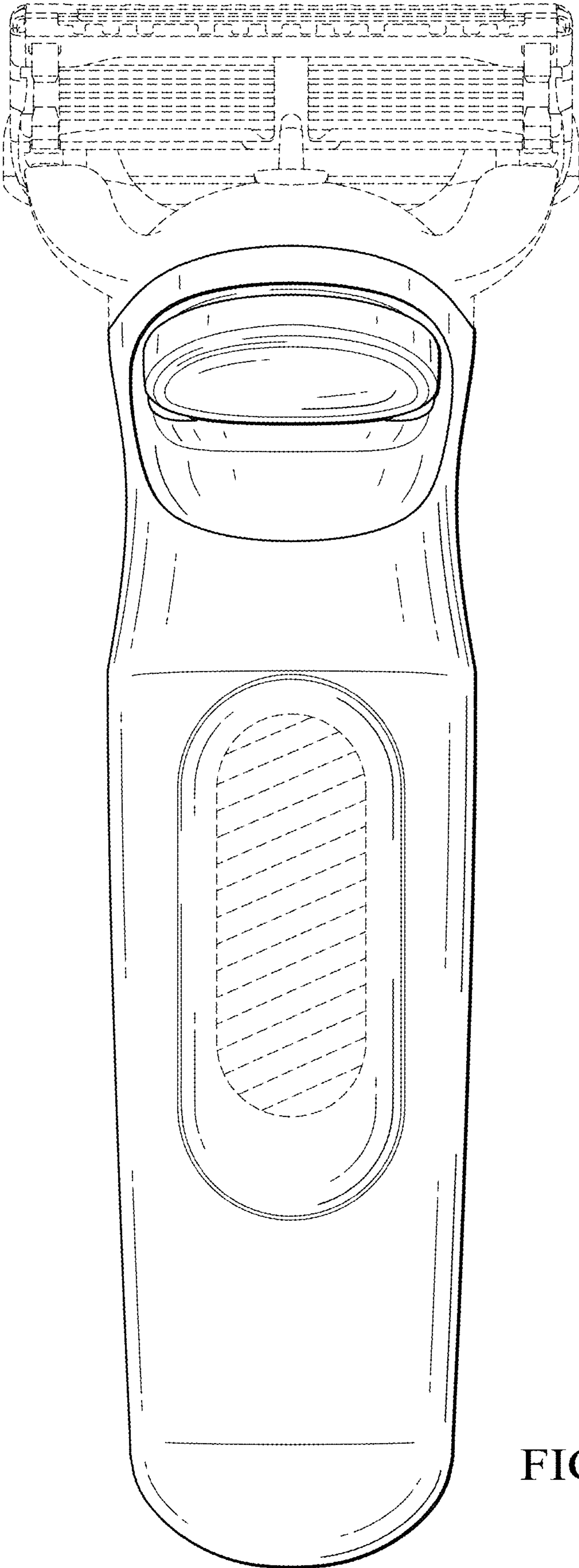


FIG. 3



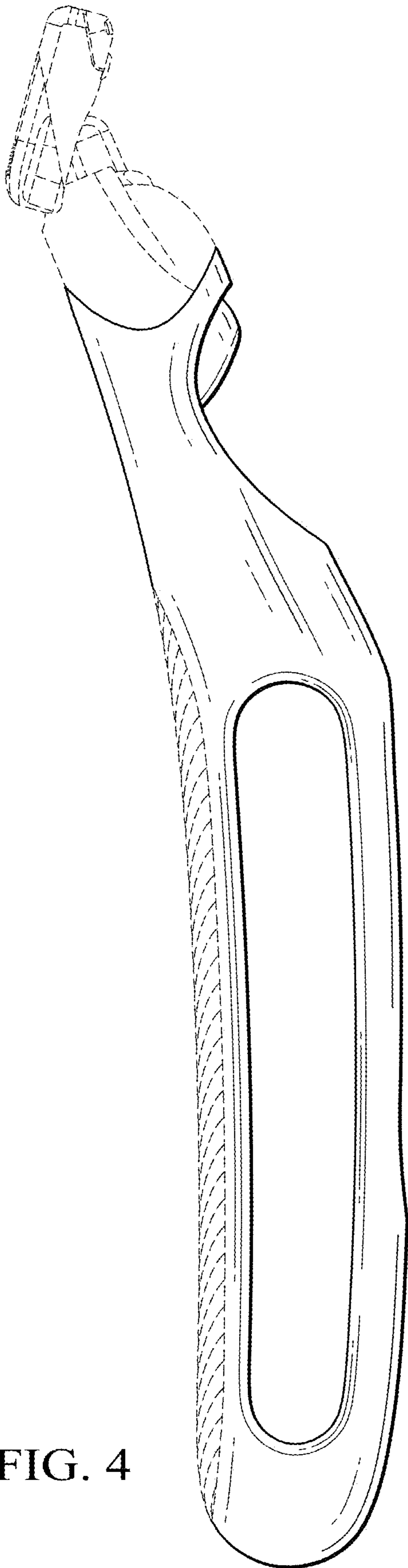


FIG. 4

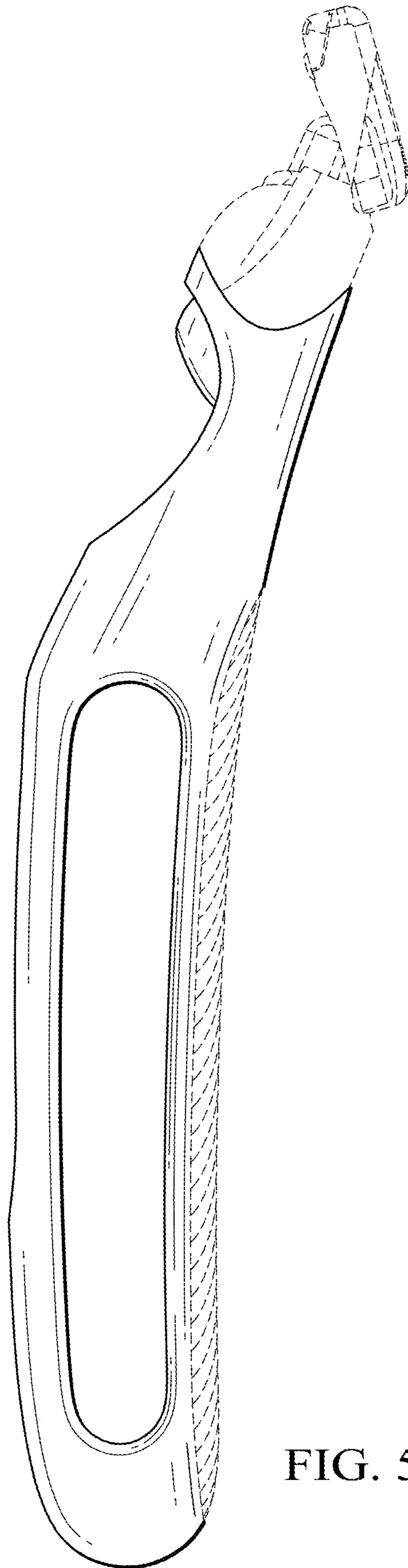


FIG. 5

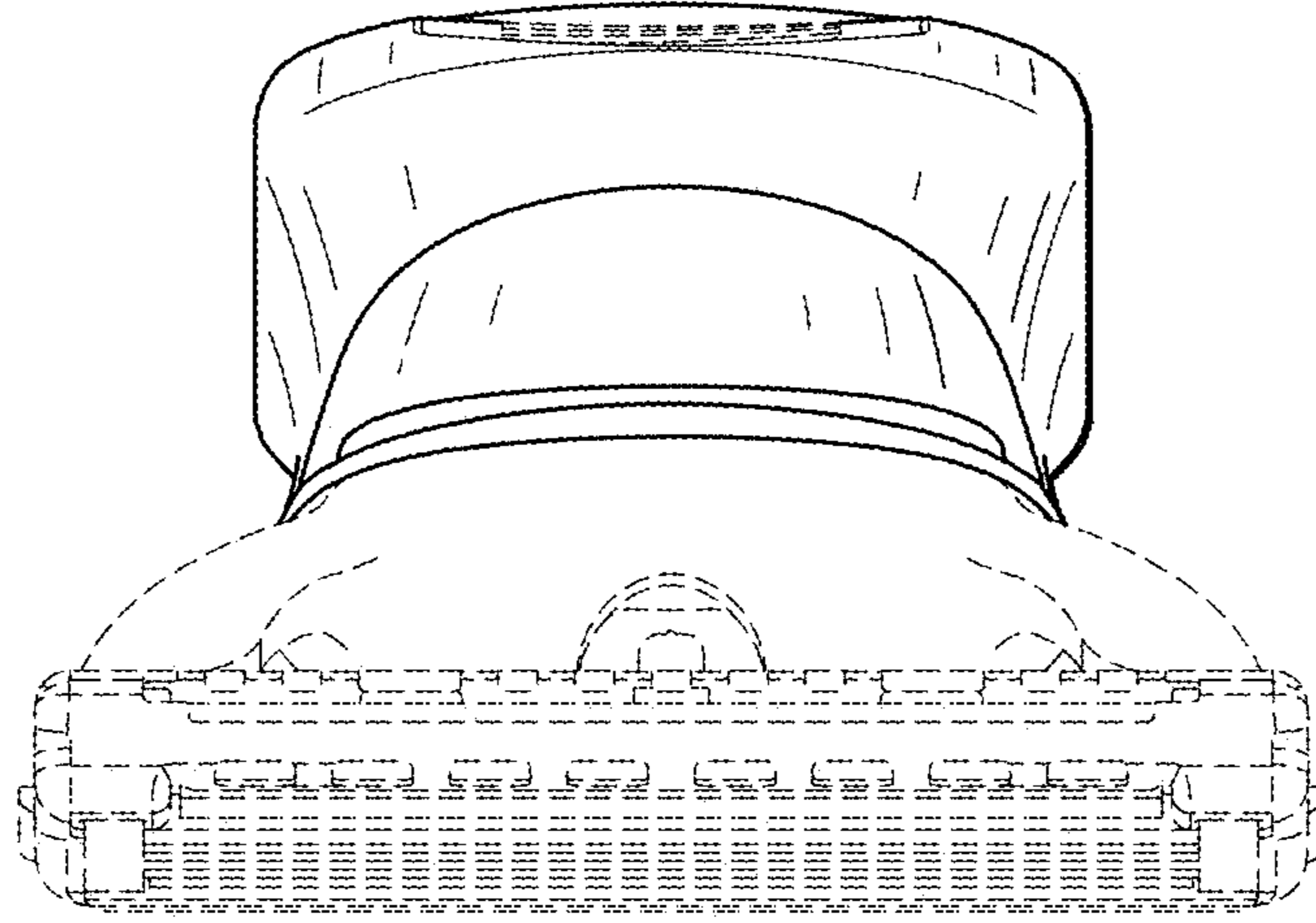


FIG. 6

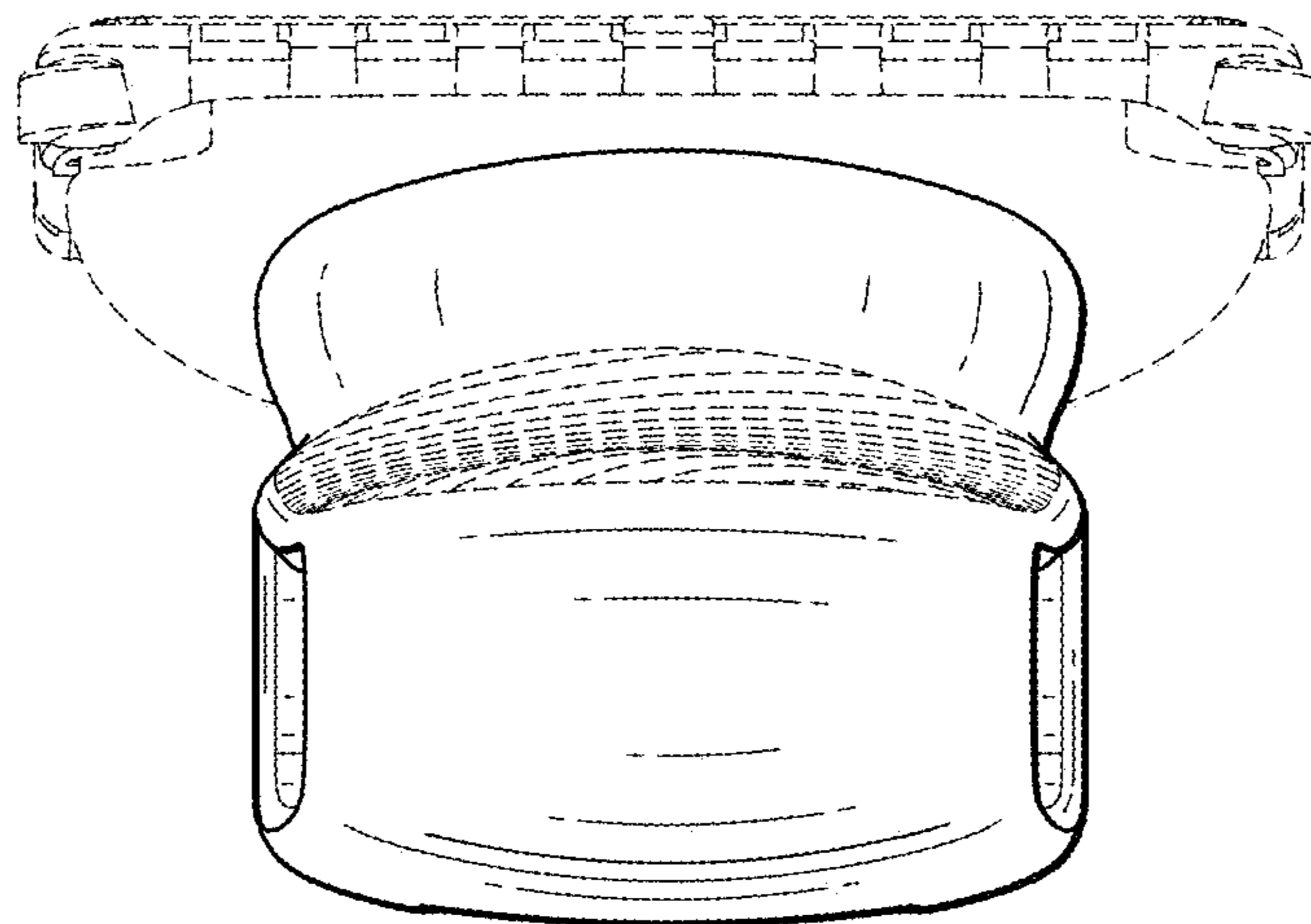


FIG. 7

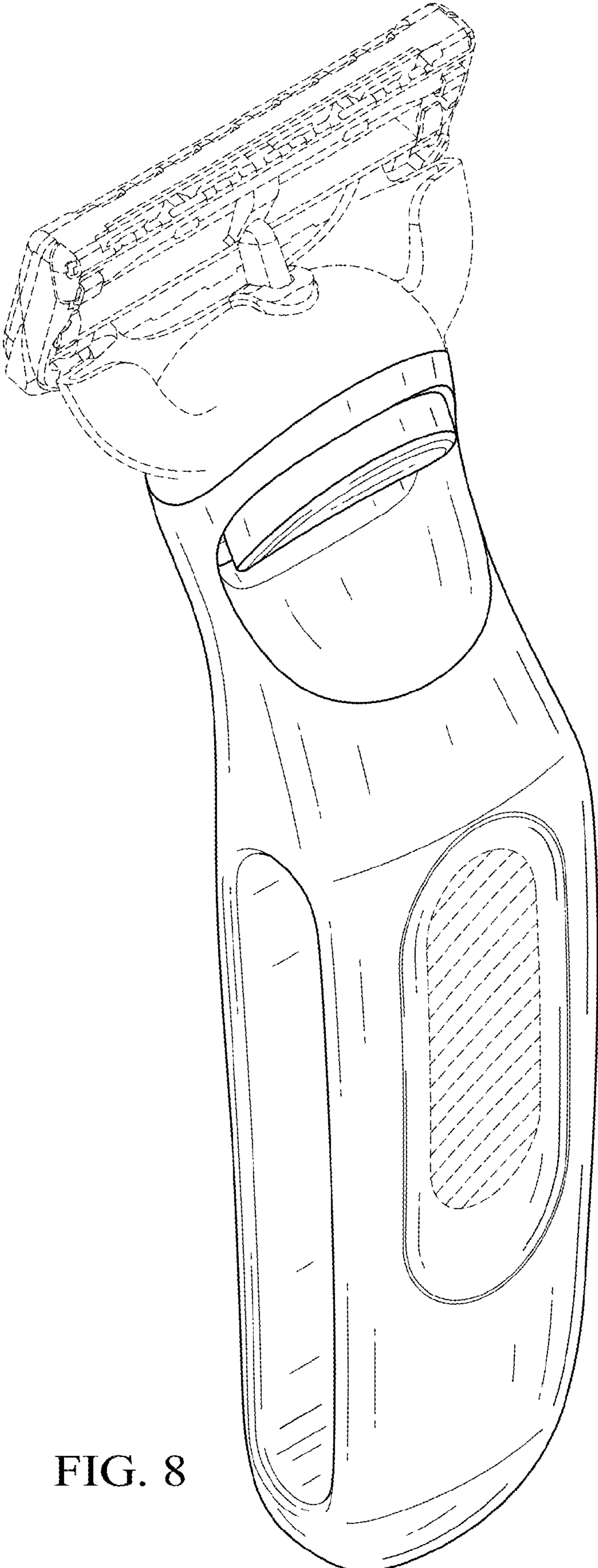


FIG. 8