



US00D957048S

(12) **United States Design Patent** (10) **Patent No.:** **US D957,048 S**
Wang (45) **Date of Patent:** **** Jul. 5, 2022**

(54) **ATOMIZER**
(71) Applicant: **Shenzhen Verdewell Technology Limited**, Shenzhen (CN)
(72) Inventor: **Jianliang Wang**, Shenzhen (CN)
(73) Assignee: **Shenzhen Verdewell Technology Limited**, Shenzhen (CN)
(**) Term: **15 Years**
(21) Appl. No.: **29/767,357**
(22) Filed: **Jan. 21, 2021**

D875,305 S * 2/2020 Lai D27/167
D889,736 S * 7/2020 Han D27/162
D893,094 S * 8/2020 Wang D27/162
D900,385 S * 10/2020 Wang D27/162
D900,386 S * 10/2020 Wang D27/162
D902,473 S * 11/2020 Li D27/101
D907,290 S * 1/2021 Pan D27/162
D907,844 S * 1/2021 Pan D27/162
D908,279 S * 1/2021 Li D27/162
D911,600 S * 2/2021 Chen D27/162
D914,276 S * 3/2021 Lai D27/162
D918,467 S * 5/2021 Wang D27/162
D923,240 S * 6/2021 Wang D27/162
D927,059 S * 8/2021 Lai D27/162

(Continued)

Related U.S. Application Data

(62) Division of application No. 29/712,639, filed on Nov. 11, 2019, now Pat. No. Des. 927,771.

Foreign Application Priority Data

May 17, 2019 (CN) 201930242722.1

(51) **LOC (13) Cl.** **27-02**

(52) **U.S. Cl.**
USPC **D27/162**

(58) **Field of Classification Search**
USPC D27/162, 100, 101, 163-170, 172,
D27/174-176, 183, 185-194; D24/110,
D24/110.5; D23/360, 363, 366;
D13/103, 107
CPC A24F 47/00; A24F 47/02; A24F 47/04;
A24F 47/08; A24F 1/30; A24F 1/02;
A24F 1/00

See application file for complete search history.

(56) **References Cited**

U.S. PATENT DOCUMENTS

D866,064 S * 11/2019 Powell D27/170
D875,302 S * 2/2020 Pan D27/162
D875,303 S * 2/2020 Pan D27/162

OTHER PUBLICATIONS

Pax JUUL Vape By: It's a Skin found on Amazon (Mar. 12, 2022)
https://www.amazon.com/TTS-Charger-Sticker-Sleeve-Hombre/dp/B07GVQSS32/ref=sr_1_8?crid=3LYWGDYLTNKH2&keywords=vape+pod+for+smoking&qid= (Oct. 20, 2017).*

Primary Examiner — Rebecca Tsehaye

(74) *Attorney, Agent, or Firm* — JCIP Global Inc.

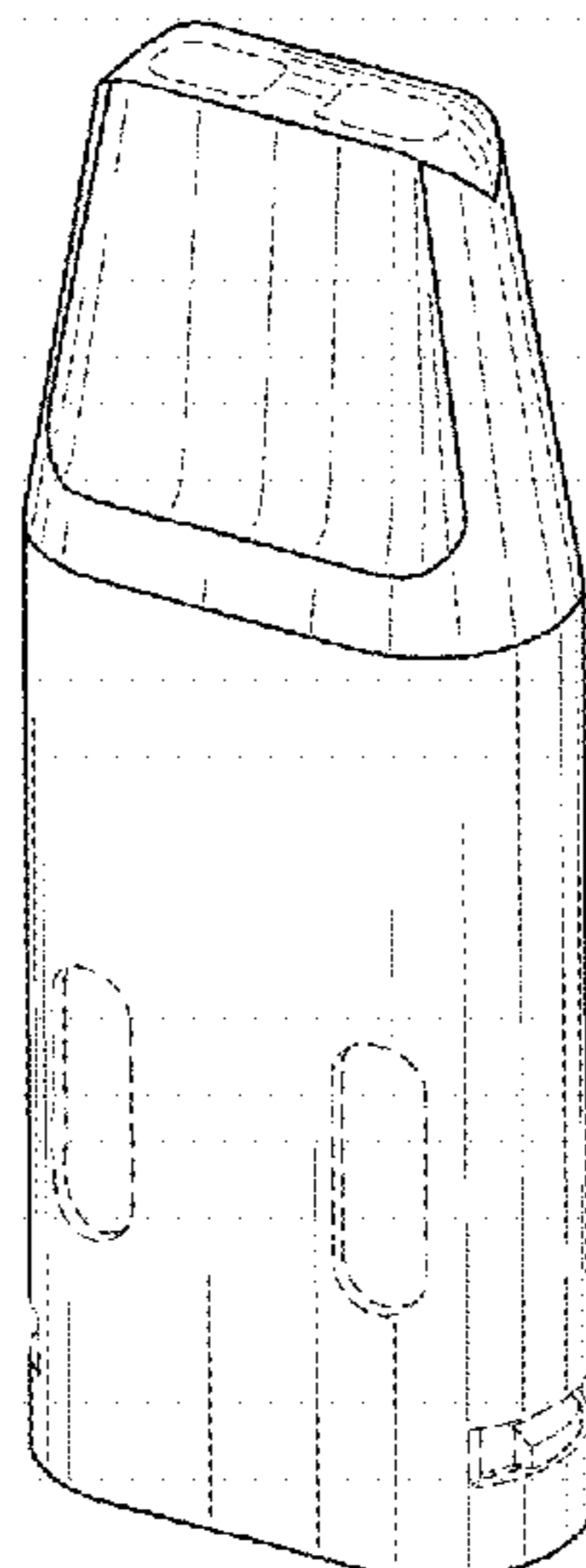
(57) **CLAIM**

The ornamental design for an atomizer, as shown and described.

DESCRIPTION

FIG. 1 is a perspective view of an atomizer showing my new design;
FIG. 2 is a front view thereof;
FIG. 3 is a rear view thereof;
FIG. 4 is a left view thereof;
FIG. 5 is a right view thereof;
FIG. 6 is a top view thereof; and,
FIG. 7 is a bottom view thereof.
The broken line portions of the atomizer in FIGS. 1-7 represent unclaimed portions of the claimed design and form no part thereof.

1 Claim, 3 Drawing Sheets



(56)

References Cited

U.S. PATENT DOCUMENTS

D927,772 S *	8/2021	Han	D27/162
D928,396 S *	8/2021	Li	D27/162
D929,648 S *	8/2021	Wang	D27/162
D933,285 S *	10/2021	Wang	D27/162
D934,491 S *	10/2021	Han	D27/162
D937,477 S *	11/2021	Li	D27/162
D940,951 S *	1/2022	Ding	D27/162
D943,162 S *	2/2022	Chen	D27/162
D945,057 S *	3/2022	Powell	D27/162

* cited by examiner

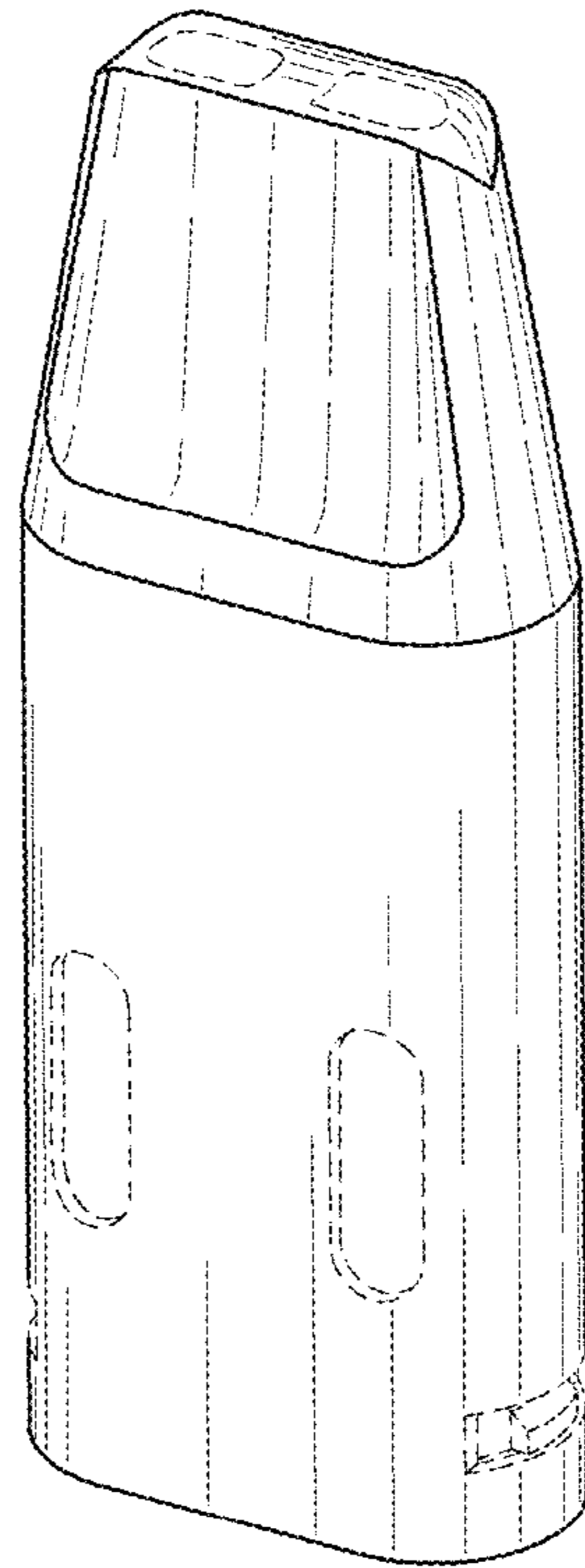


FIG. 1

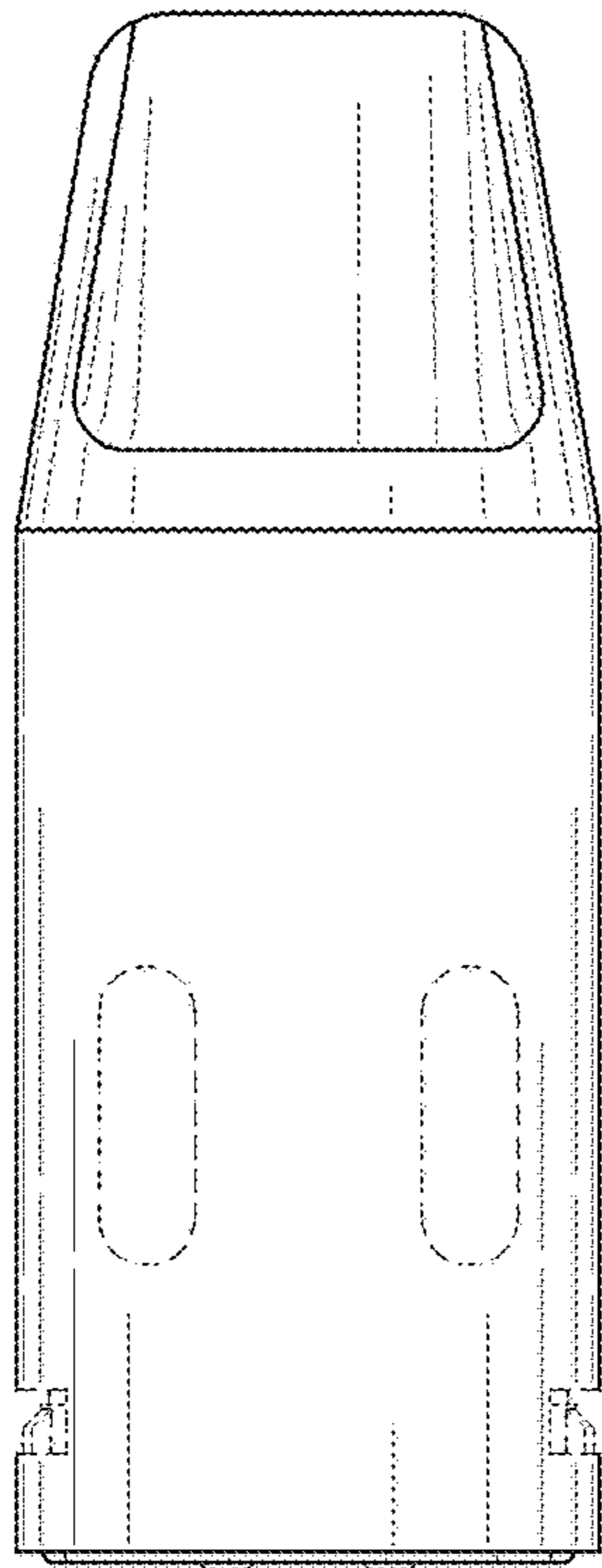


FIG. 2

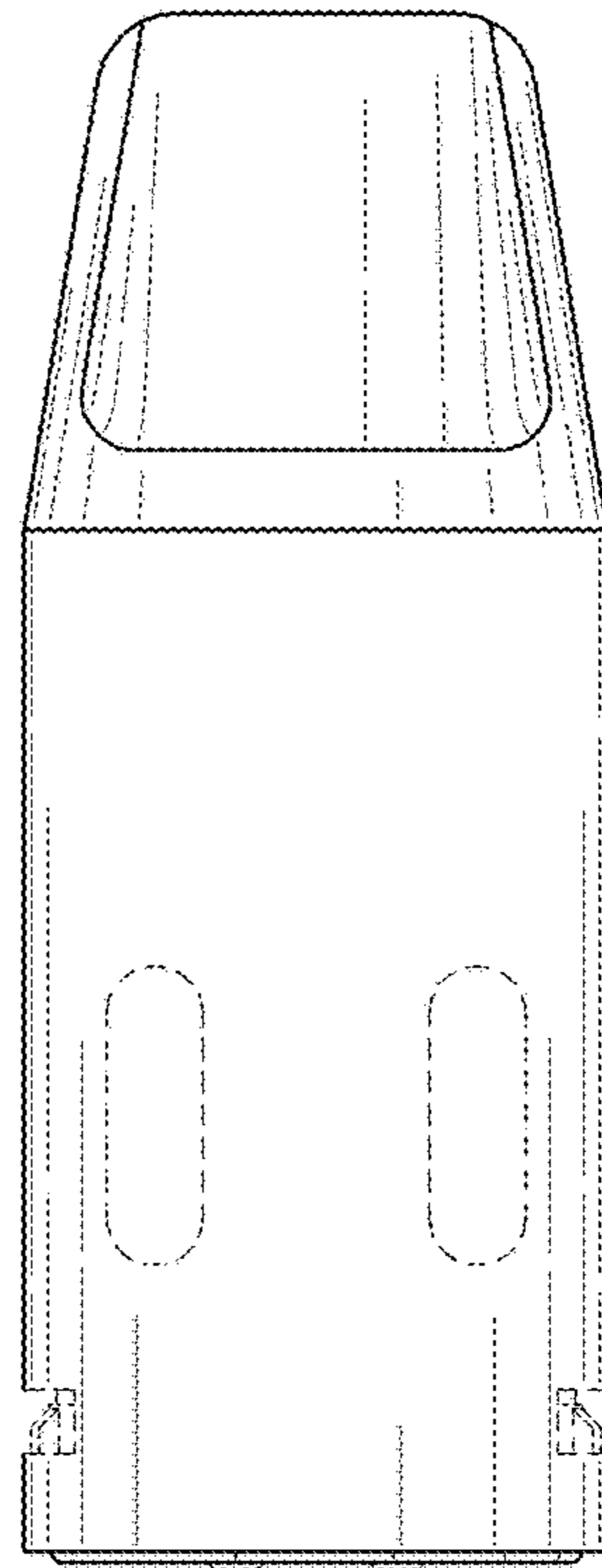


FIG. 3




FIG. 4




FIG. 5

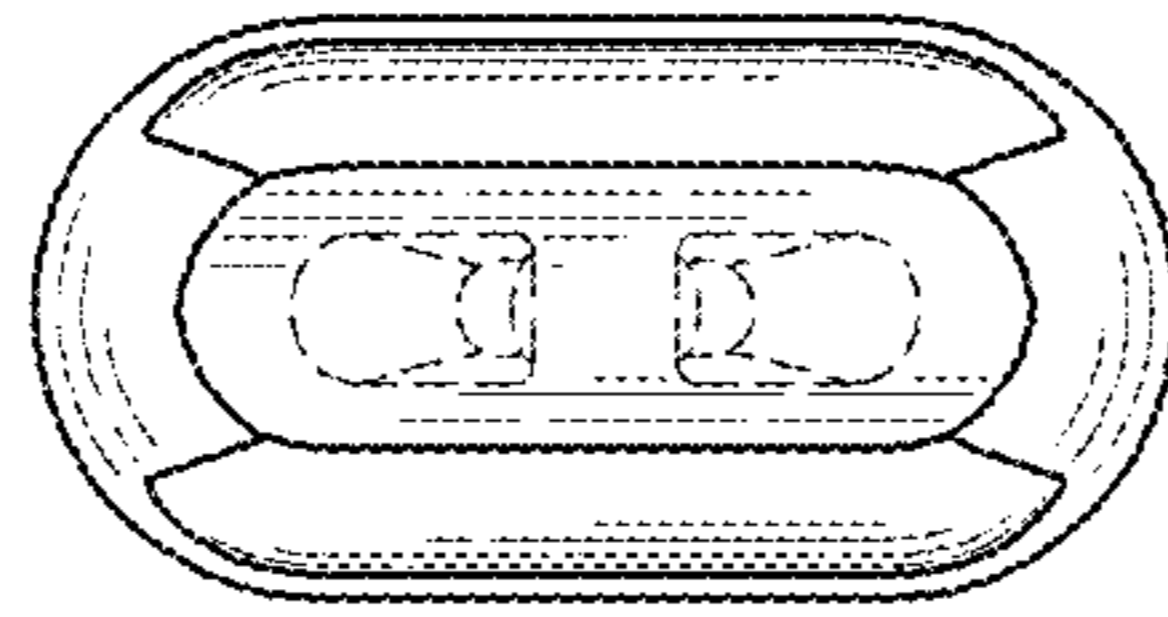


FIG. 6

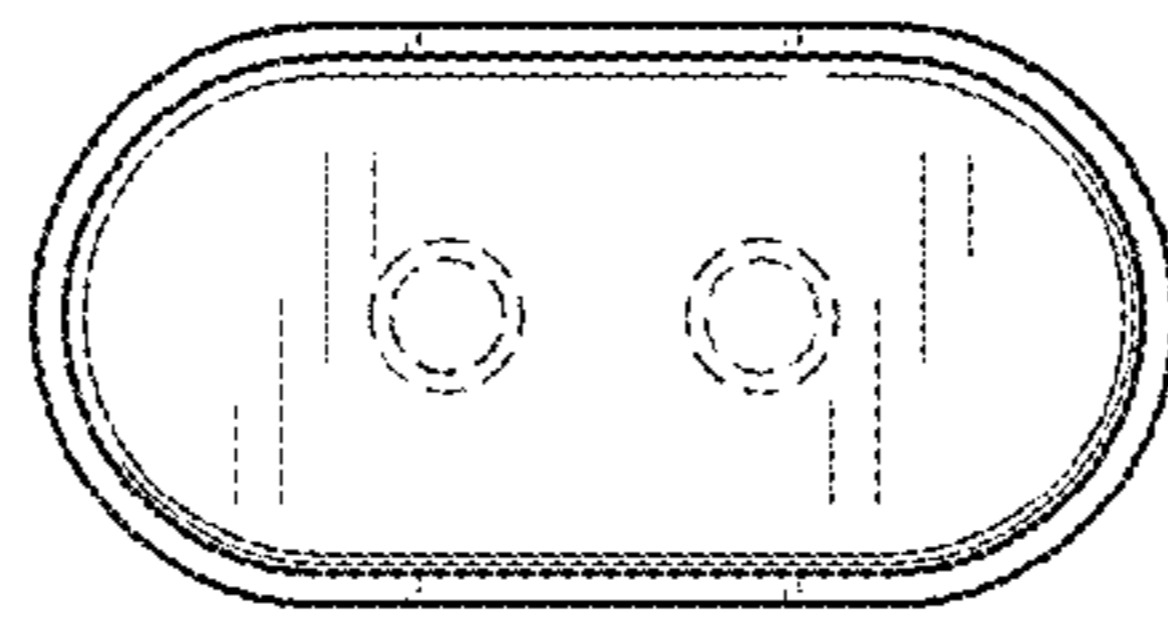


FIG. 7