



US00D957012S

(12) **United States Design Patent** (10) **Patent No.:** **US D957,012 S**  
**Lin** (45) **Date of Patent:** **\*\* Jul. 5, 2022**

(54) **VEHICLE HEADLIGHT**  
(71) Applicant: **KUEN HWA TRAFFIC INDUSTRIAL CO., LTD.**, Tainan (TW)  
(72) Inventor: **Chung-I Lin**, Hsinchu (TW)  
(73) Assignee: **Kuen Hwa Traffic Industrial Co., Ltd.**, Tainan (TW)  
(\*\*) Term: **15 Years**  
(21) Appl. No.: **29/743,004**  
(22) Filed: **Jul. 17, 2020**  
(51) **LOC (13) Cl.** ..... **26-06**  
(52) **U.S. Cl.**  
USPC ..... **D26/28**  
(58) **Field of Classification Search**  
USPC ..... D26/28, 29, 30, 31, 32, 33, 34, 35, 36  
CPC .. F21S 41/33; F21S 41/60; F21S 41/00; F21S 41/162; F21S 43/00; F21S 41/141; F21S 41/20; F21S 41/36; F21F 21/04; F21W 2103/40; F21W 2103/35; F21W 2107/17; F21W 2107/13  
See application file for complete search history.

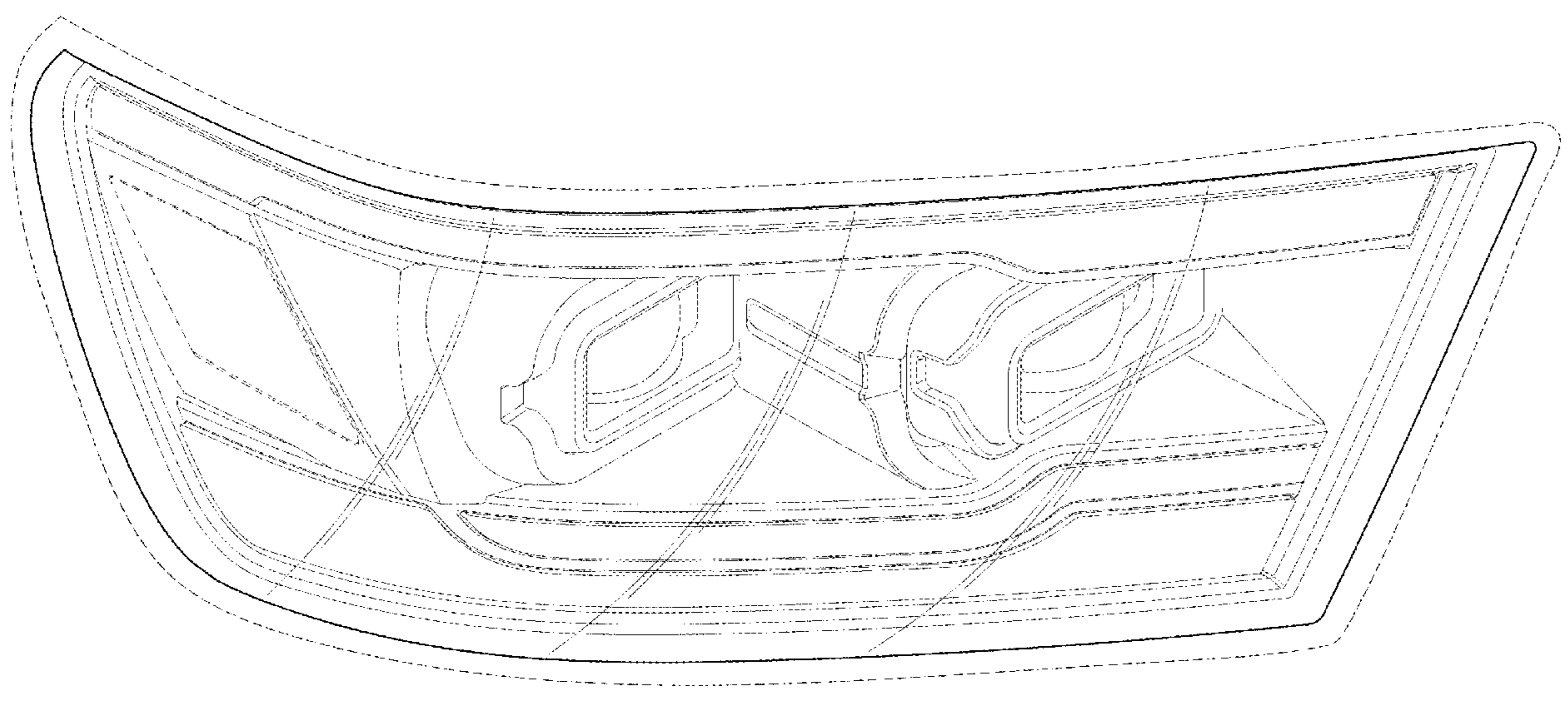
(56) **References Cited**  
U.S. PATENT DOCUMENTS  
D802,812 S \* 11/2017 Lai ..... D26/28  
D819,849 S \* 6/2018 Lin ..... D26/28  
D843,034 S \* 3/2019 Kim ..... D26/28

D848,648 S \* 5/2019 Thomas ..... D26/28  
D854,202 S \* 7/2019 Lin ..... D26/28  
D880,737 S \* 4/2020 Ninov ..... D26/28  
D882,134 S \* 4/2020 Wu ..... D26/28  
D919,841 S \* 5/2021 Lin ..... D26/28  
D921,941 S \* 6/2021 Lin ..... D26/28  
D928,361 S \* 8/2021 Lin ..... D26/28  
D929,000 S \* 8/2021 Wu ..... D26/28  
D929,624 S \* 8/2021 Yang ..... D26/28  
D929,626 S \* 8/2021 Yeh ..... D26/28  
D936,874 S \* 11/2021 Wu ..... D26/28  
D939,115 S \* 12/2021 Chen ..... D26/28  
D942,057 S \* 1/2022 He ..... D26/28  
D943,124 S \* 2/2022 Lin ..... D26/28

\* cited by examiner  
*Primary Examiner* — Marissa J Cash  
*Assistant Examiner* — Nishaad Sebastian Lorengo  
(74) *Attorney, Agent, or Firm* — Rosenberg, Klein & Lee

(57) **CLAIM**  
The ornamental design for a vehicle headlight, as shown and described.

**DESCRIPTION**  
FIG. 1 is a perspective view of a vehicle headlight showing my present design;  
FIG. 2 is a front view thereof;  
FIG. 3 is a left view thereof;  
FIG. 4 is a top view thereof; and,  
FIG. 5 is another perspective view thereof.  
The broken lines in the drawings illustrate portions of the vehicle headlight which form no part of the claimed design.  
**1 Claim, 5 Drawing Sheets**



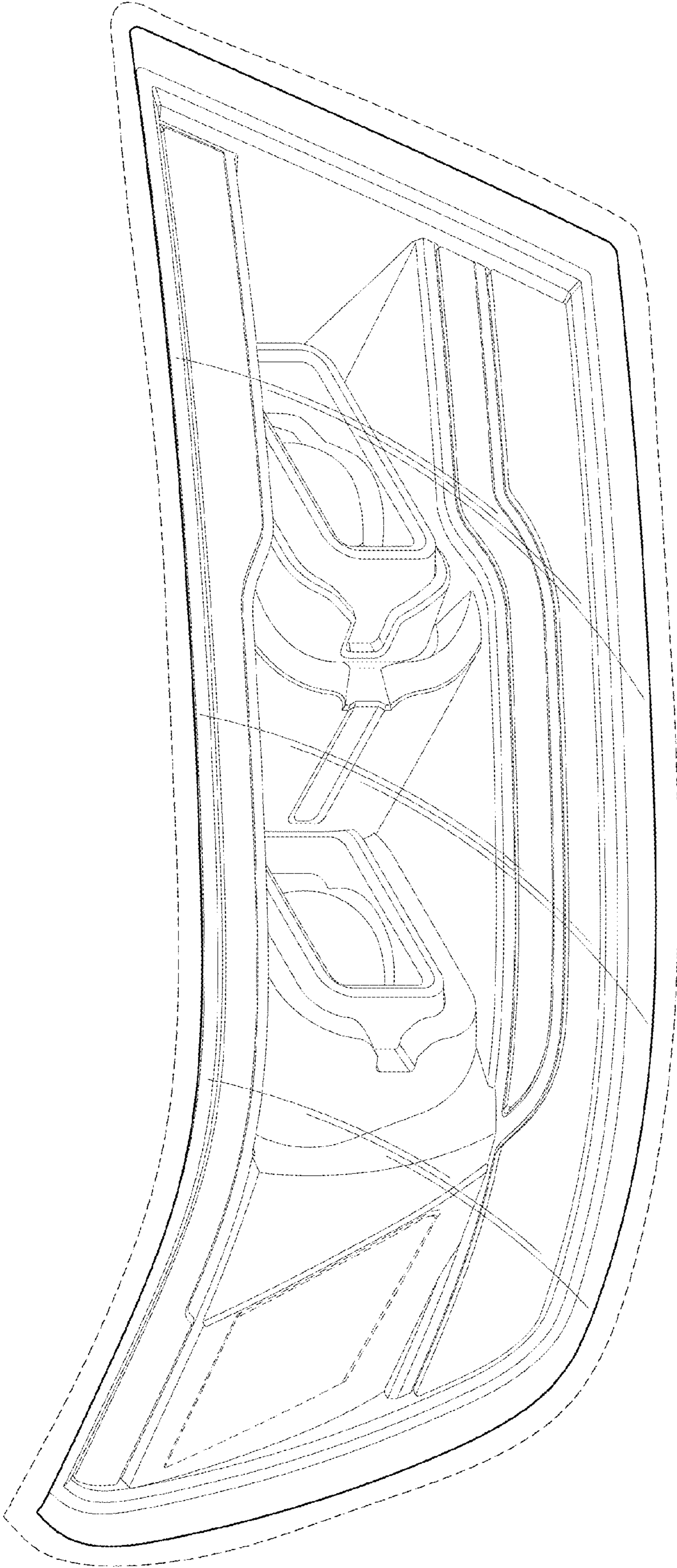


FIG. 1

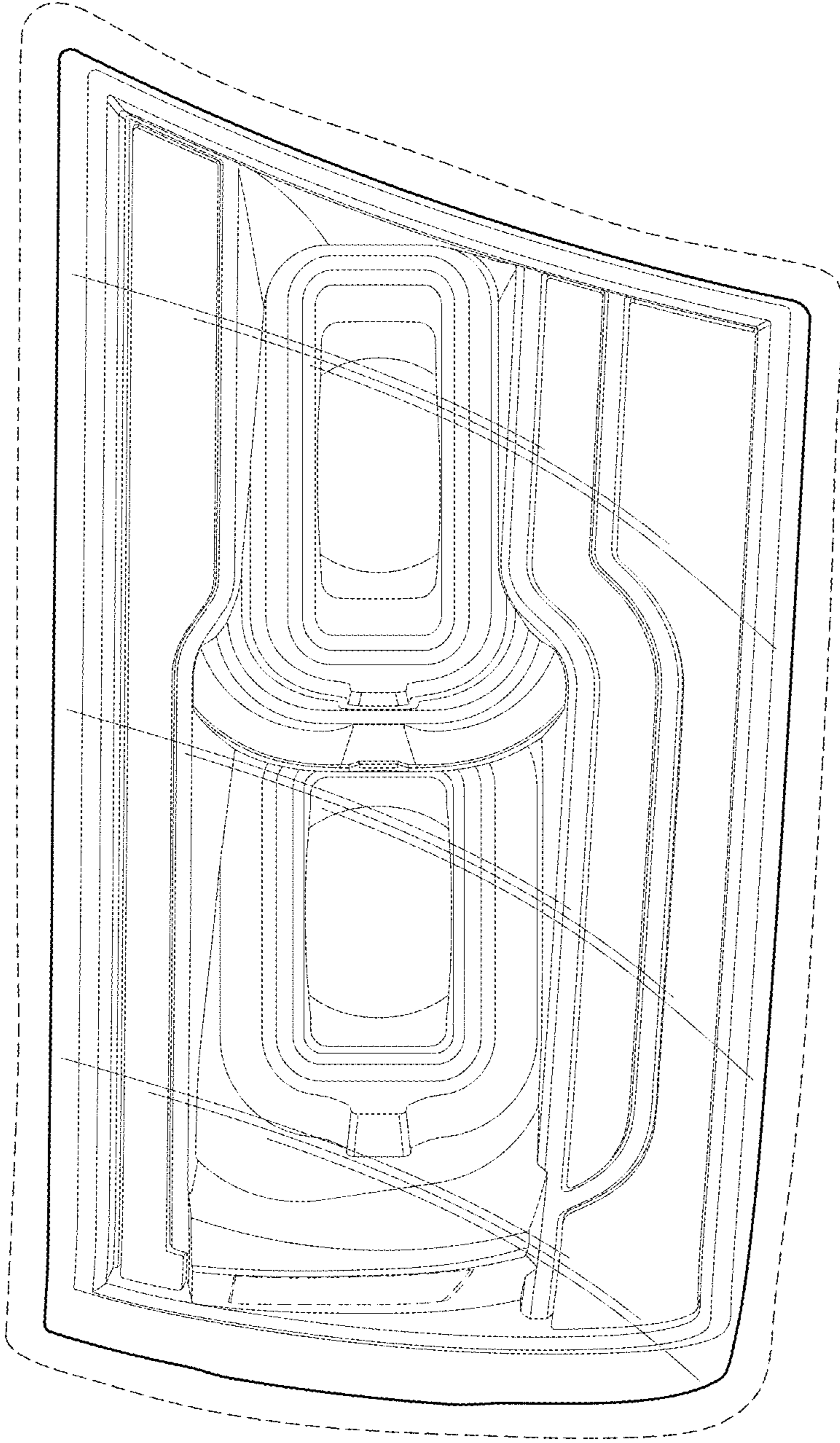


FIG. 2

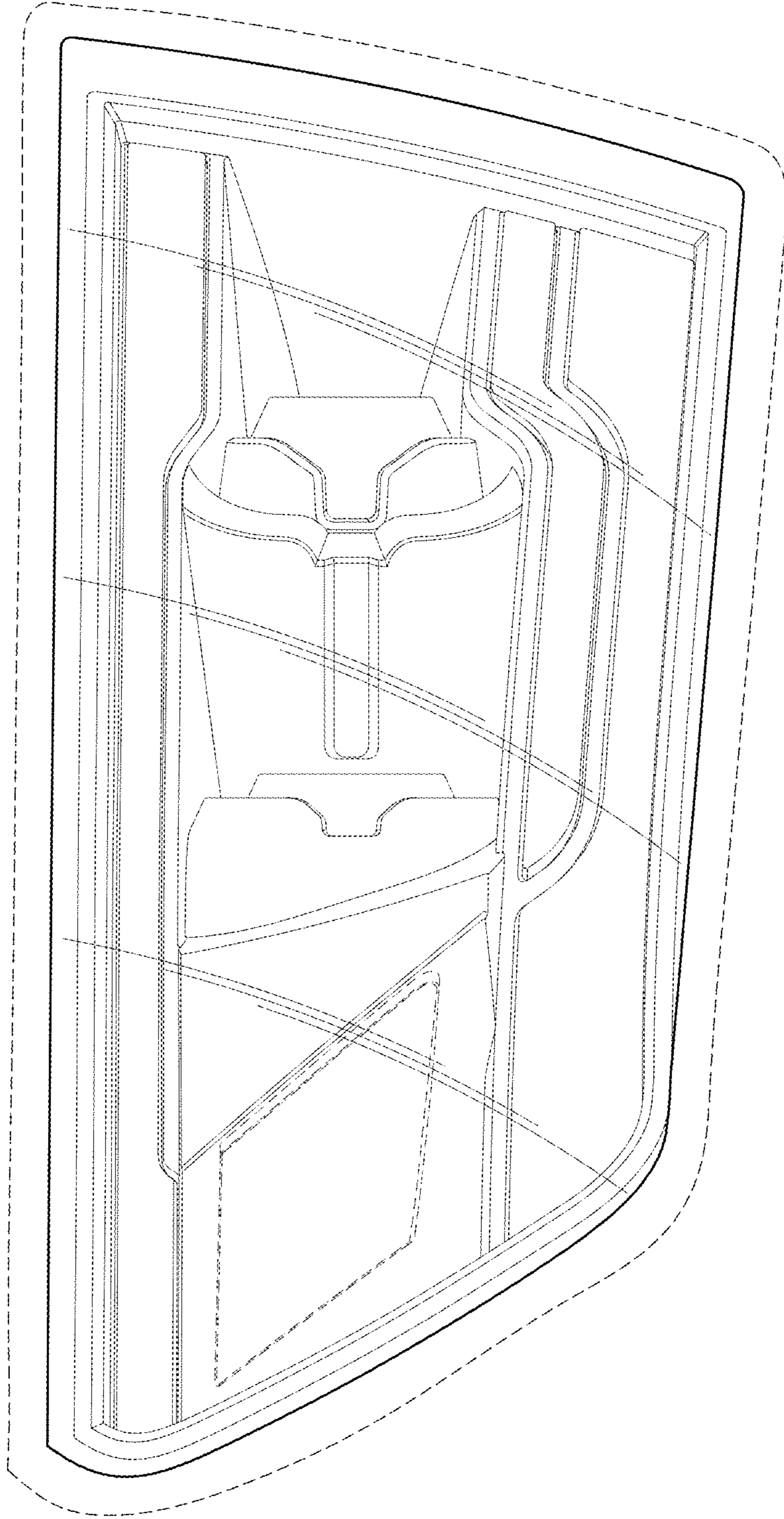


FIG. 3




FIG. 4

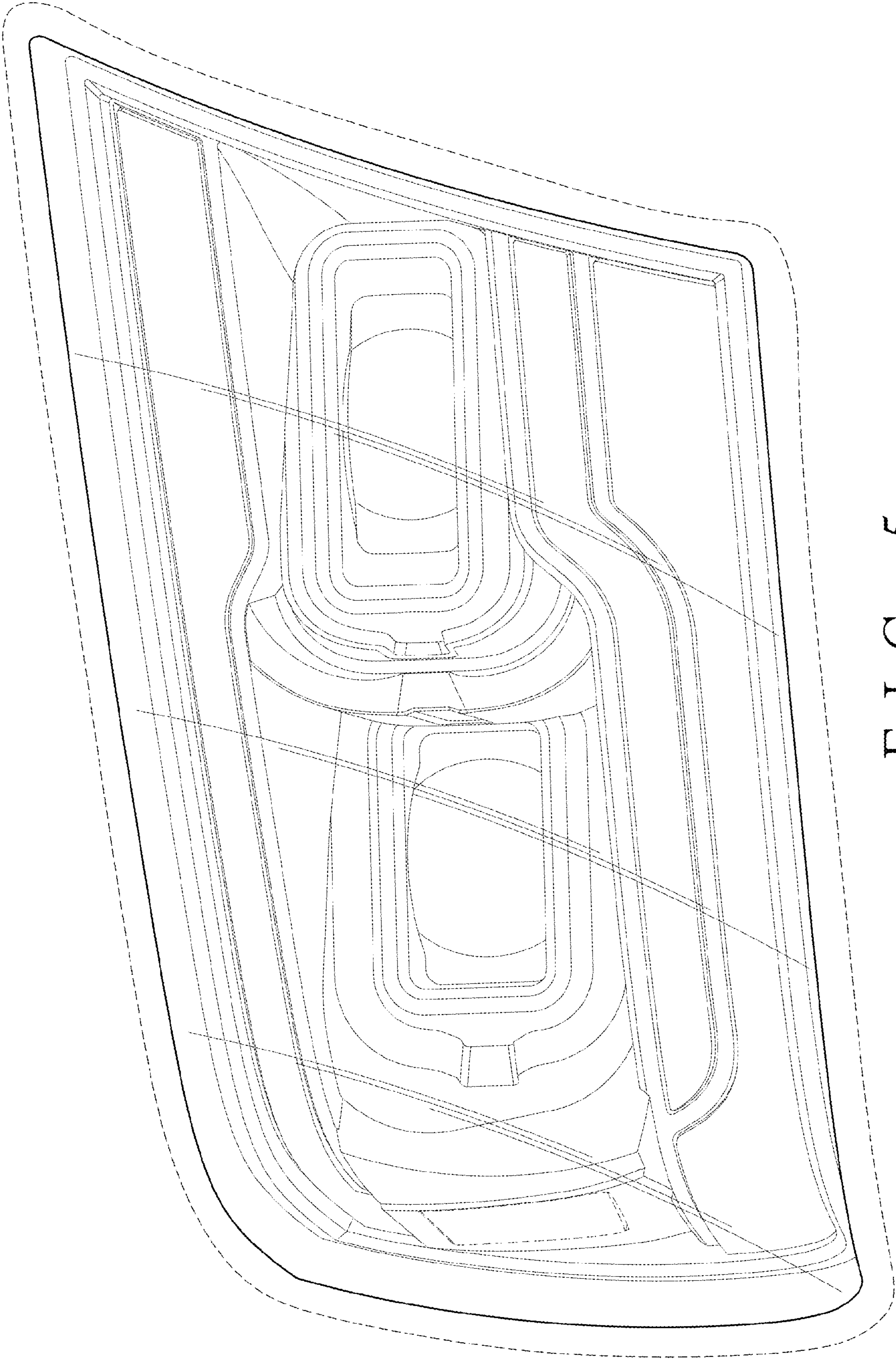


FIG. 5