



US00D957005S

(12) **United States Design Patent** (10) **Patent No.:** **US D957,005 S**
Rauta et al. (45) **Date of Patent:** **** Jul. 5, 2022**

(54) **ELEVATOR WALL SURFACE HAVING DECORATIVE MIRRORS**
 (71) Applicant: **KONE Corporation**, Helsinki (FI)
 (72) Inventors: **Visa Rauta**, Helsinki (FI); **Heikki Kuosmanen**, Helsinki (FI)
 (73) Assignee: **KONE CORPORATION**, Helsinki (FI)
 (**) Term: **15 Years**
 (21) Appl. No.: **29/724,823**
 (22) Filed: **Feb. 19, 2020**

(30) **Foreign Application Priority Data**
 Aug. 20, 2019 (EM) 006737029-0006
 (51) **LOC (13) Cl.** **25-01**
 (52) **U.S. Cl.**
 USPC **D25/103**
 (58) **Field of Classification Search**
 USPC D25/37, 103, 138
 CPC . B66B 11/00; B66B 11/0253; B66B 11/0266;
 E04F 13/00; E04F 13/14; E04F 13/12;
 E04F 13/10; E04F 13/145; E04B 2/04;
 E04B 2/72; E04B 2/74; E04B 2/88; E04B
 2/90; Y10T 428/252
 See application file for complete search history.

(56) **References Cited**
 U.S. PATENT DOCUMENTS
 7,185,460 B2 * 3/2007 Corden E04B 2/7453
 52/220.7
 D608,027 S * 1/2010 Metcalf D25/140
 D659,857 S * 5/2012 Schober D25/138

8,316,998 B2 * 11/2012 Henseler B66B 5/0087
 187/401
 D764,686 S * 8/2016 Belitz D25/138
 9,567,191 B2 * 2/2017 Fried B66B 11/0253
 9,714,509 B2 * 7/2017 Morgan E06B 3/5436
 9,745,172 B2 * 8/2017 Gebhardt B66B 11/0253
 D806,900 S * 1/2018 Panzera D25/103
 D806,907 S * 1/2018 Kim D25/138
 10,060,127 B2 * 8/2018 Miranda Camino . E04B 2/7448
 10,132,086 B2 * 11/2018 Wood E04F 13/08
 D842,500 S * 3/2019 Darrow D25/159
 D848,030 S * 5/2019 Walsh D25/110
 10,435,885 B2 * 10/2019 Piethman E04C 2/46
 10,480,187 B2 * 11/2019 Chitsaz E04B 9/064
 10,550,581 B2 * 2/2020 Fjetland E06B 9/24
 10,753,085 B2 * 8/2020 Privan E06B 3/5427

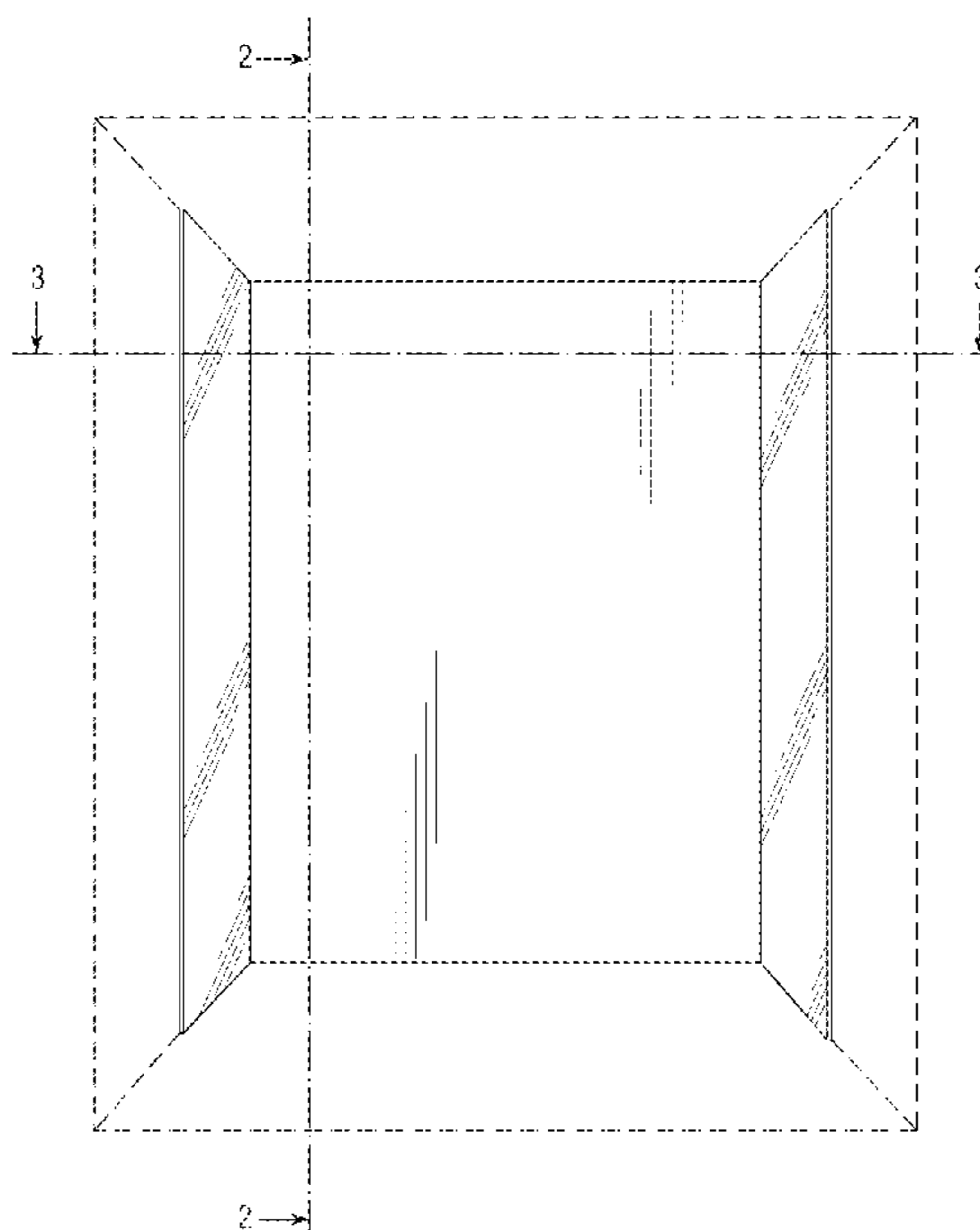
* cited by examiner

Primary Examiner — Doris Clark
 (74) *Attorney, Agent, or Firm* — Leason Ellis LLP

(57) **CLAIM**
 The ornamental design for an elevator wall surface having decorative mirrors, as shown and described.

DESCRIPTION
 FIG. 1 is an orthographic view thereof an elevator wall surface having decorative mirrors;
 FIG. 2 is a sectional view thereof taken along line 2-2 of FIG. 1; and,
 FIG. 3 is a sectional view thereof taken along line 3-3 of FIG. 1.
 The broken-lines illustrate environmental structure and form no part of the claimed design.
 The claimed design in FIG. 1 concerns an unornamented rear wall with mirrored side wall portions flanking either side of the rear wall.

1 Claim, 3 Drawing Sheets



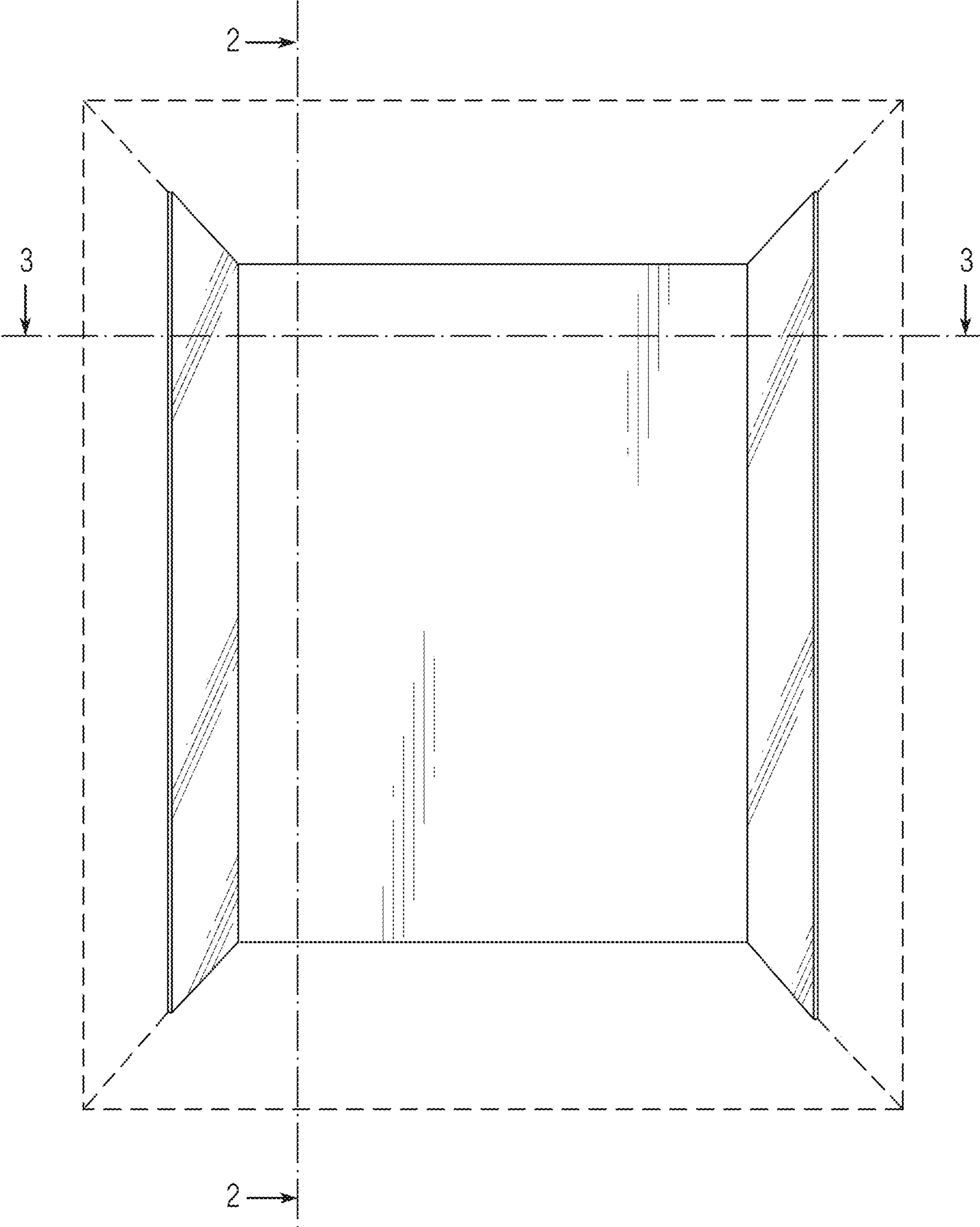


Fig. 1




Fig. 2




Fig. 3