



US00D957004S

(12) **United States Design Patent**
Rauta et al.

(10) **Patent No.:** **US D957,004 S**
(45) **Date of Patent:** **** Jul. 5, 2022**

(54) **ELEVATOR WALL SURFACE HAVING
DECORATIVE MIRRORS**

(71) Applicant: **KONE Corporation**, Helsinki (FI)

(72) Inventors: **Visa Rauta**, Helsinki (FI); **Heikki
Kuosmanen**, Helsinki (FI)

(73) Assignee: **KONE CORPORATION**, Helsinki
(FI)

(**) Term: **15 Years**

(21) Appl. No.: **29/724,822**

(22) Filed: **Feb. 19, 2020**

(30) **Foreign Application Priority Data**

Aug. 20, 2019 (EM) 006737029-0005

(51) **LOC (13) Cl.** **25-01**

(52) **U.S. Cl.**
USPC **D25/103**

(58) **Field of Classification Search**

USPC D25/37, 103, 138
CPC . B66B 11/00; B66B 11/0253; B66B 11/0266;
E04F 13/00; E04F 13/14; E04F 13/12;
E04F 13/10; E04F 13/145; E04B 2/04;
E04B 2/72; E04B 2/74; E04B 2/88; E04B
2/90; Y10T 428/252

See application file for complete search history.

(56) **References Cited**

U.S. PATENT DOCUMENTS

7,185,460 B2 * 3/2007 Corden E04B 2/7453
52/220.7
D608,027 S * 1/2010 Metcalf D25/140
D659,857 S * 5/2012 Schober D25/138

8,316,998 B2 * 11/2012 Henseler B66B 5/0087
187/401
D764,686 S * 8/2016 Belitz D25/138
9,567,191 B2 * 2/2017 Fried B66B 11/0253
9,714,509 B2 * 7/2017 Morgan E06B 3/5436
9,745,172 B2 * 8/2017 Gebhardt B66B 11/0253
D806,900 S * 1/2018 Panzera D25/103
D806,907 S * 1/2018 Kim D25/138
10,060,127 B2 * 8/2018 Miranda Camino . E04B 2/7448
10,132,086 B2 * 11/2018 Wood E04F 13/08
D842,500 S * 3/2019 Darrow D25/159
D848,030 S * 5/2019 Walsh D25/110
10,435,885 B2 * 10/2019 Piethman E04C 2/46
10,480,187 B2 * 11/2019 Chitsaz E04B 9/064
10,550,581 B2 * 2/2020 Fjetland E06B 9/24
10,753,085 B2 * 8/2020 Privan E06B 3/5427

* cited by examiner

Primary Examiner — Doris Clark

(74) *Attorney, Agent, or Firm* — Leason Ellis LLP

(57) **CLAIM**

The ornamental design for an elevator wall surface having decorative mirrors, as shown and described.

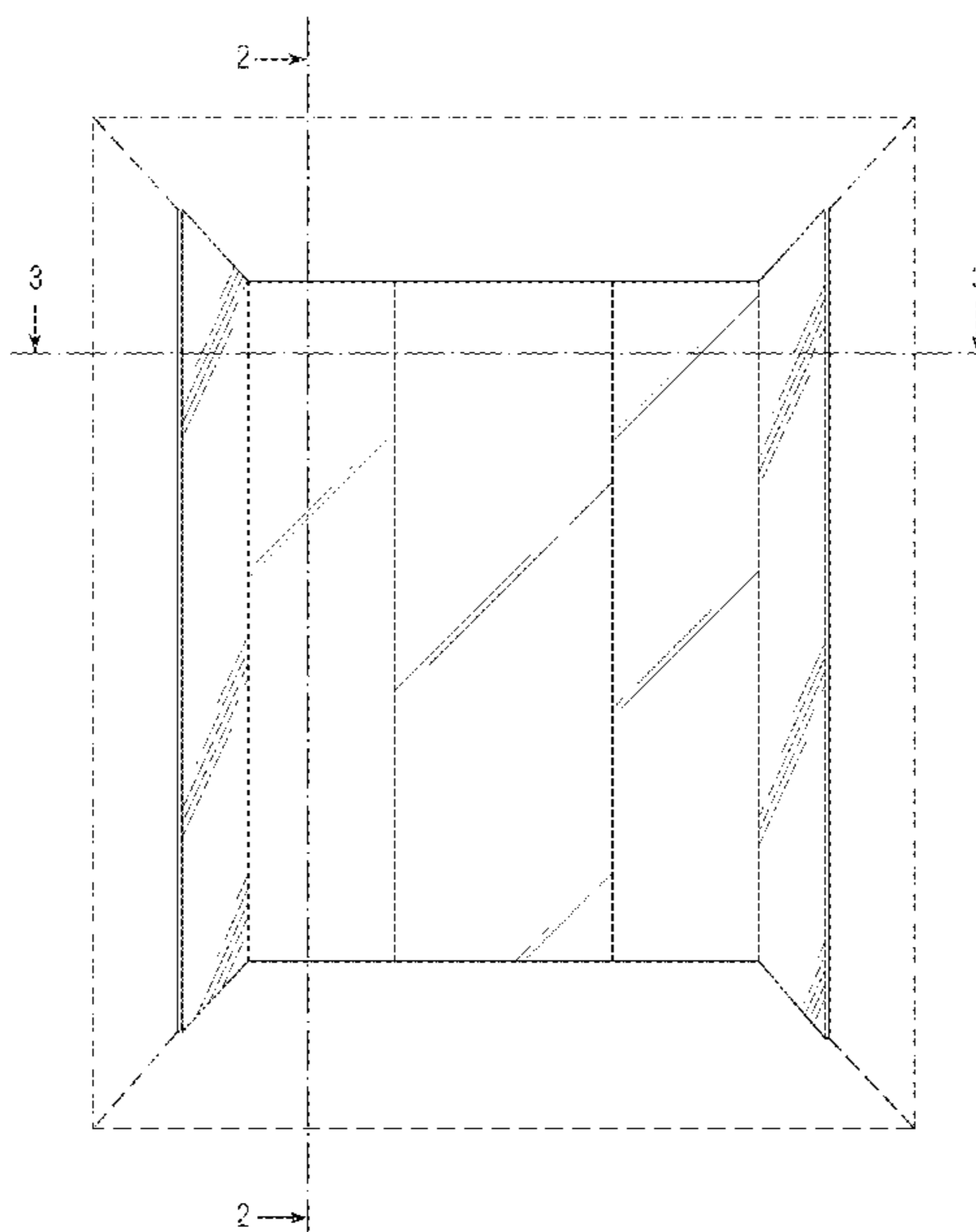
DESCRIPTION

FIG. 1 is an orthographic view of an elevator wall surface having decorative mirrors;
FIG. 2 is a sectional view thereof taken along line 2-2 of FIG. 1; and,
FIG. 3 is a sectional view thereof taken along line 3-3 of FIG. 1.

The broken-lines illustrate environmental structure and form no part of the claimed design.

The claimed design in FIG. 1 concerns a glass rear wall and mirrored side wall portions flanking either side of the rear wall. The rear wall includes vertical seams dividing the panel; the seams are visible in the front view but are in the same plane as the illustrated panels, with no depth.

1 Claim, 3 Drawing Sheets



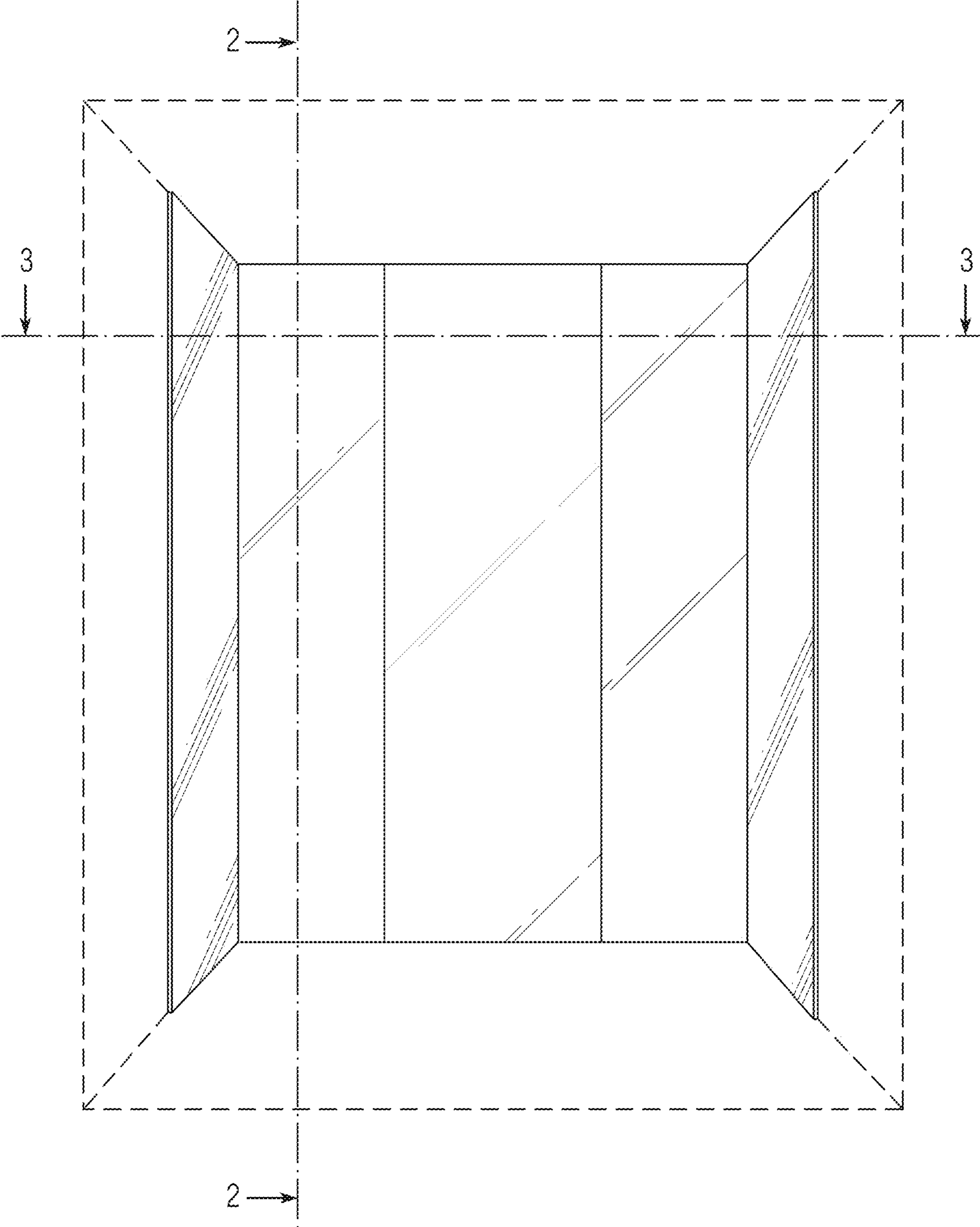


Fig. 1

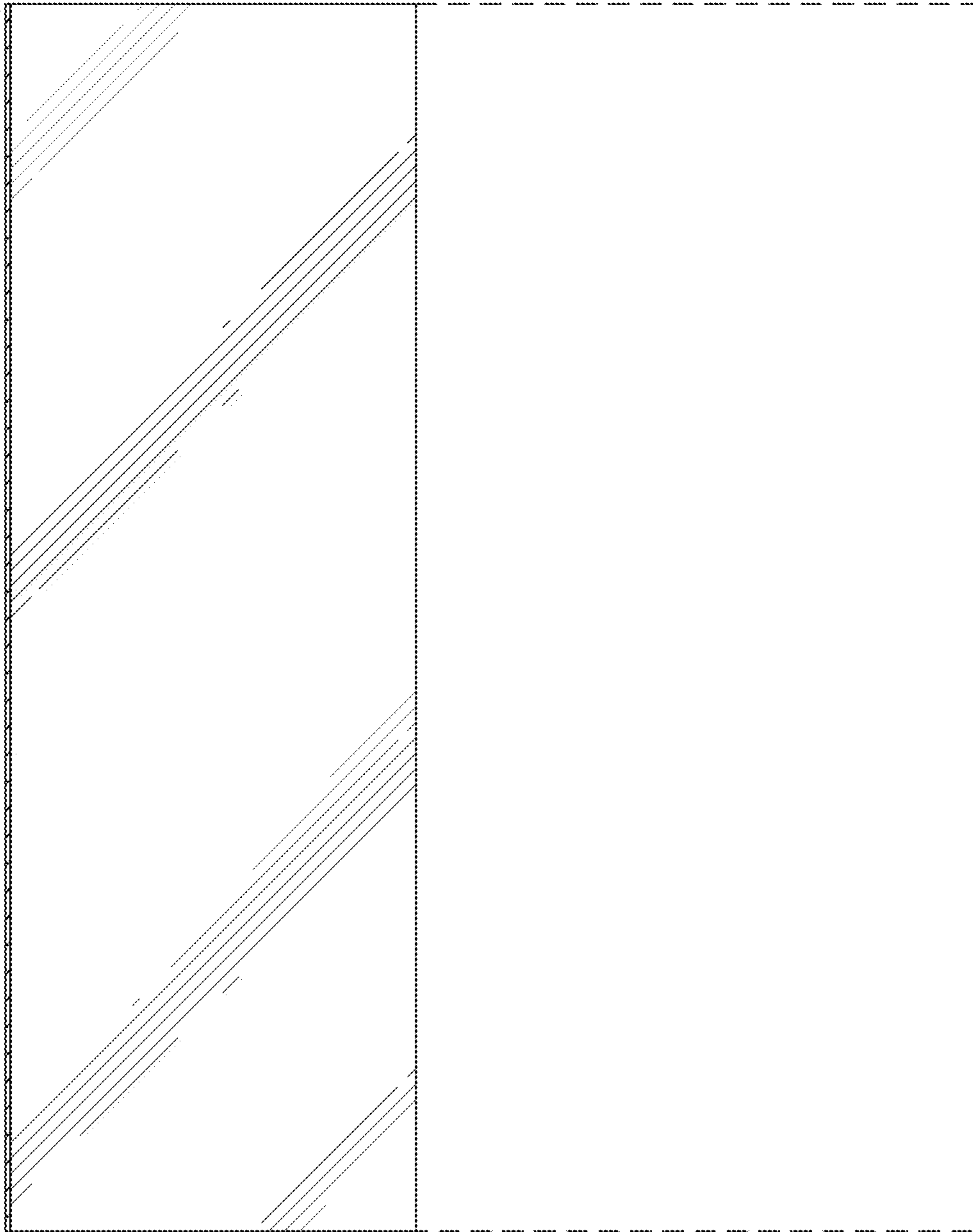


Fig. 2




Fig. 3