



US00D957002S

(12) **United States Design Patent** (10) **Patent No.:** **US D957,002 S**  
**He** (45) **Date of Patent:** **\*\* Jul. 5, 2022**

(54) **WINDOW SCREEN**  
(71) Applicant: **Shenzhen Zinuo Trade Co., Ltd.**,  
Shenzhen (CN)  
(72) Inventor: **Dongsheng He**, Shenzhen (CN)  
(\*\*) Term: **15 Years**  
(21) Appl. No.: **29/754,588**  
(22) Filed: **Oct. 13, 2020**  
(51) **LOC (13) Cl.** ..... **25-01**  
(52) **U.S. Cl.**  
USPC ..... **D25/48.8**  
(58) **Field of Classification Search**  
USPC ..... D6/300; D8/394, 395; D25/48.1, 48.7,  
D25/48.8  
CPC . E06B 9/0692; E06B 9/24; E06B 9/52; E06B  
9/521; E06B 9/522; E06B 3/26; E06B  
3/30; E06B 7/02  
See application file for complete search history.

D757,299 S \* 5/2016 Altieri, Jr. .... D25/48.8  
D809,159 S \* 1/2018 Alexander ..... D25/48.8  
D814,915 S \* 4/2018 Powers ..... D8/394  
D911,044 S \* 2/2021 Lucas-Smith ..... D6/300  
2016/0265274 A1\* 9/2016 Rapp ..... E06B 9/52  
2022/0098922 A1\* 3/2022 Ramachandran ..... E06B 5/11

\* cited by examiner

*Primary Examiner* — Leanne Was-Englehart  
(74) *Attorney, Agent, or Firm* — Runit Ranjit Kanakia

(57) **CLAIM**

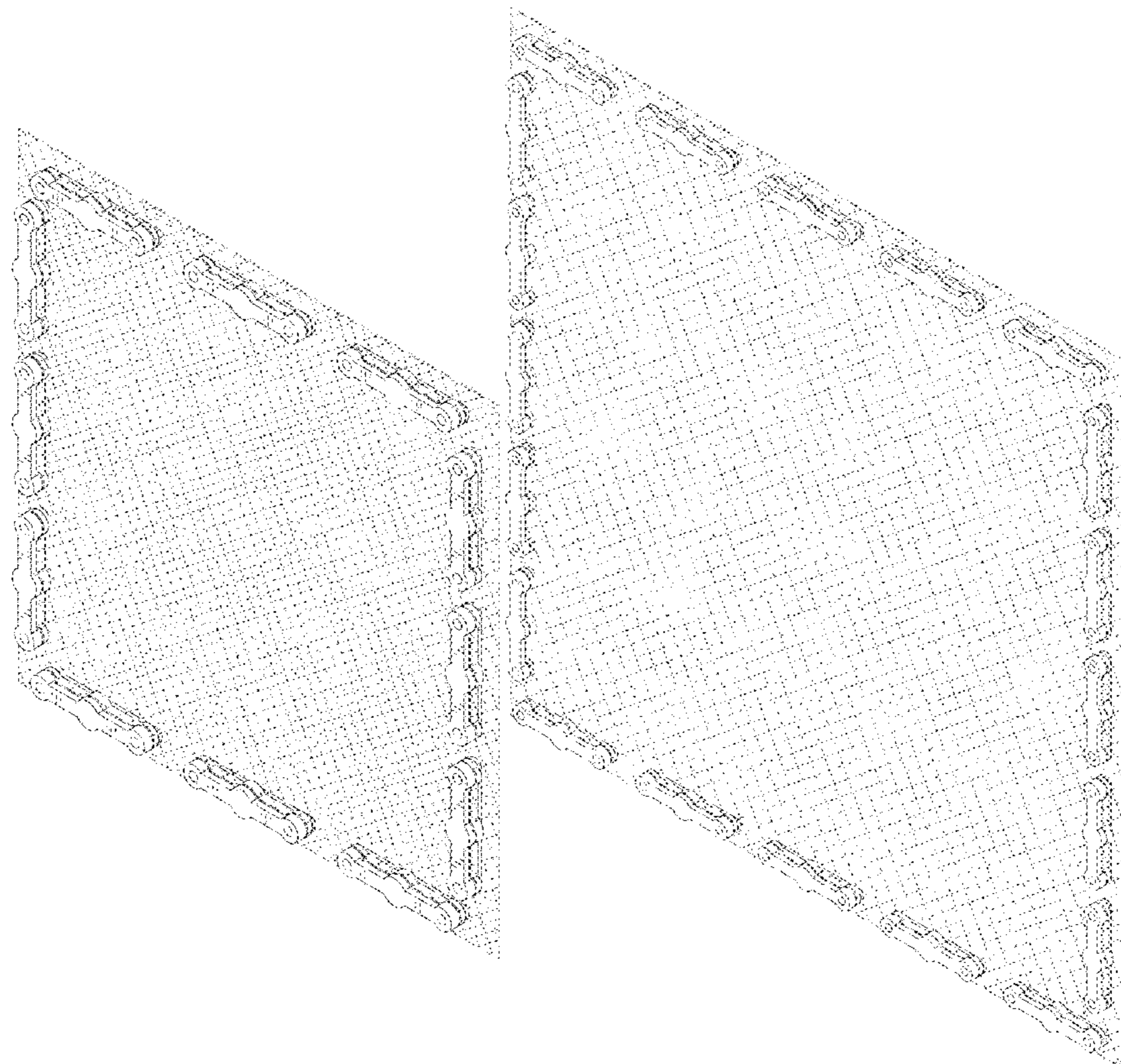
I claim the ornamental design for a window screen, as shown and described.

**DESCRIPTION**

FIG. 1 is a Perspective view of a window screen showing my new design;  
FIG. 2 is a Front view thereof;  
FIG. 3 is a Back view thereof;  
FIG. 4 is a Left-side view thereof;  
FIG. 5 is a Right-side view thereof;  
FIG. 6 is a Top view thereof;  
FIG. 7 is a Bottom view thereof; and,  
FIG. 8 is Other Perspective view thereof.  
The broken lines are for the purpose of illustrating portions of the article that form no part of the claim.

**1 Claim, 6 Drawing Sheets**

(56) **References Cited**  
U.S. PATENT DOCUMENTS  
2,523,383 A \* 9/1950 Majkrzak ..... E06B 9/52  
160/394  
D518,577 S \* 4/2006 Bunting ..... D25/48.8  
D634,413 S \* 3/2011 Wallace ..... D25/48.8  
D666,308 S \* 8/2012 Sanchez ..... D25/48.8  
D707,369 S \* 6/2014 Alexander ..... D25/48.8



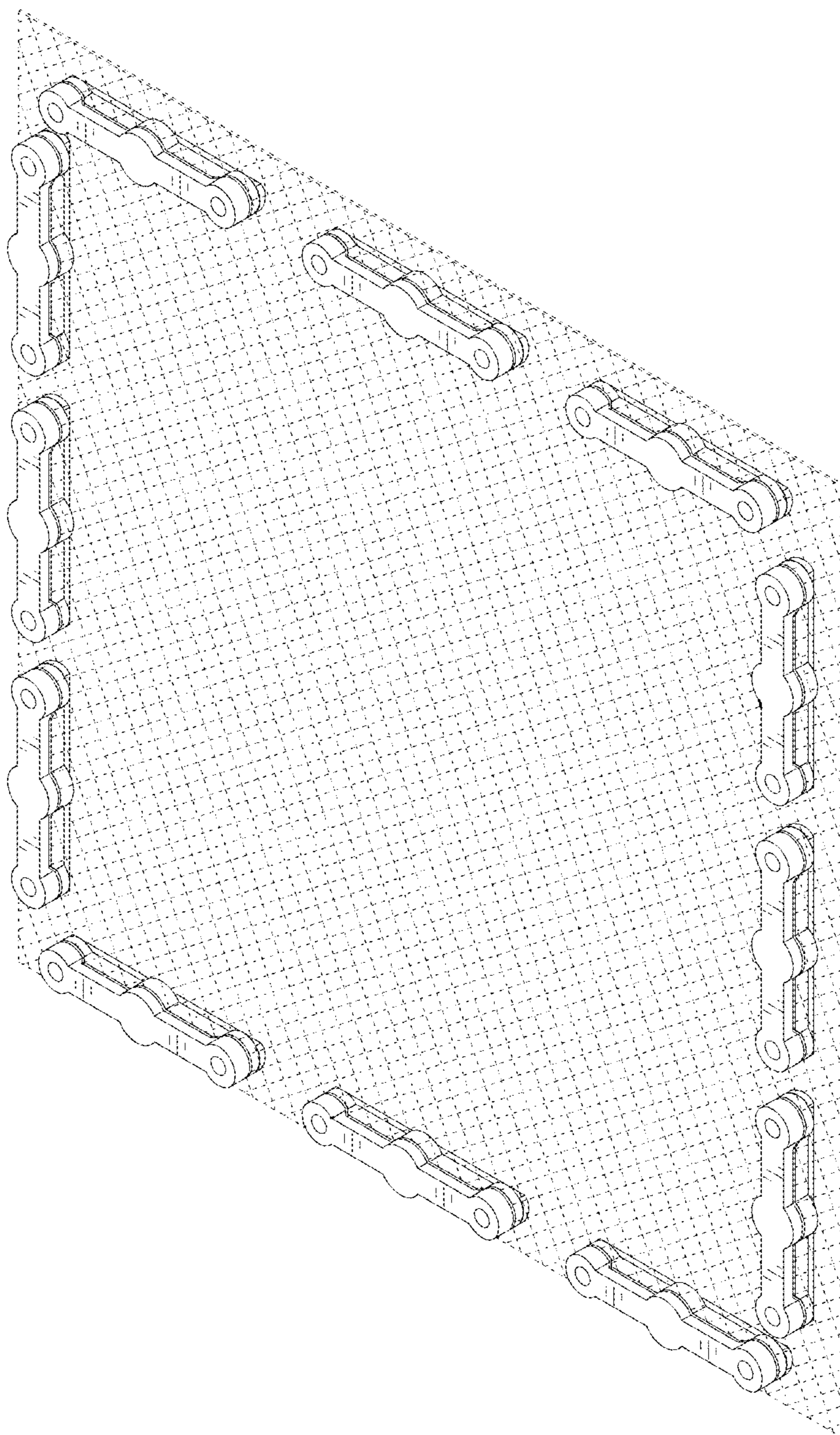


FIG. 1

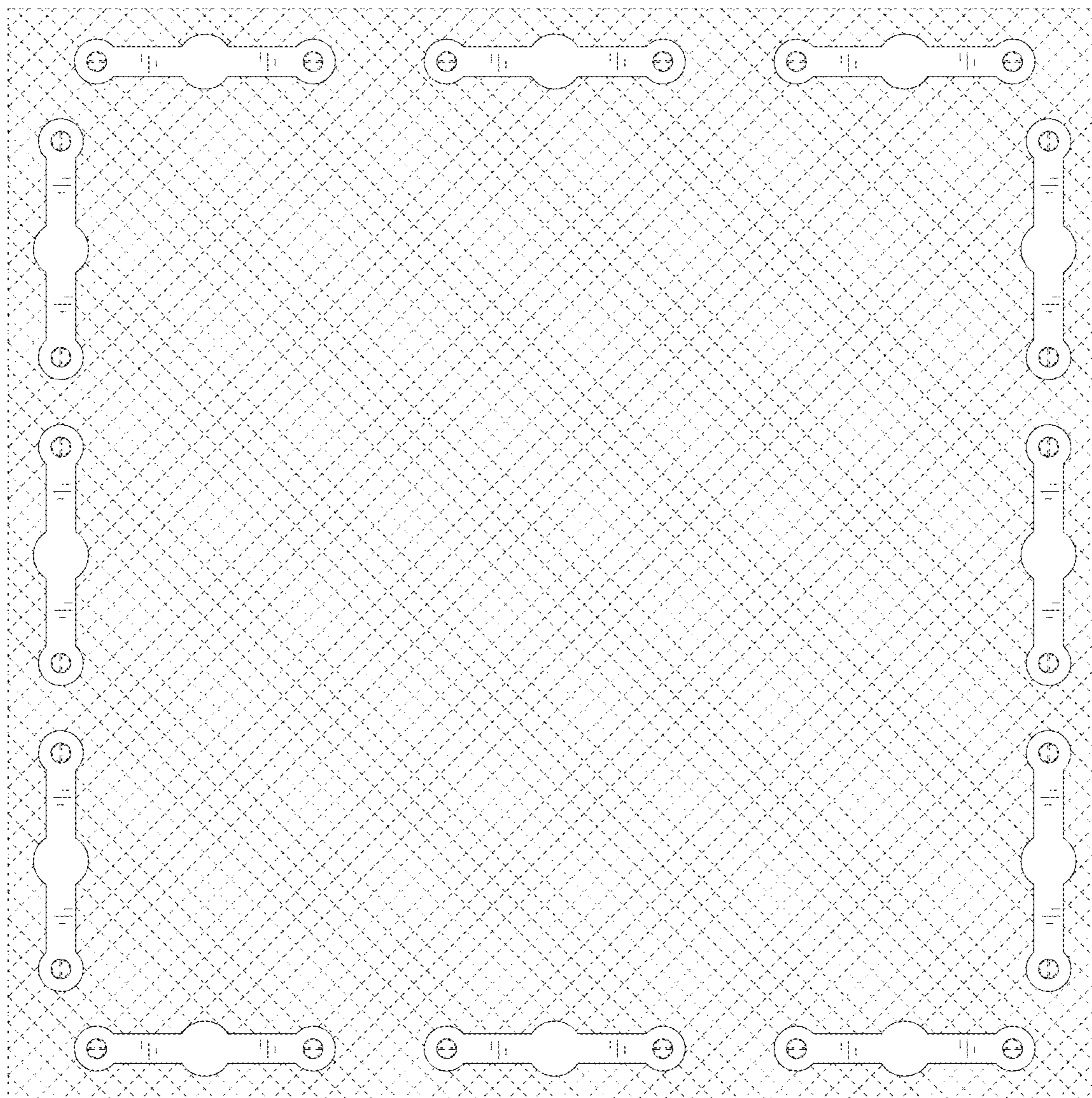


FIG. 2

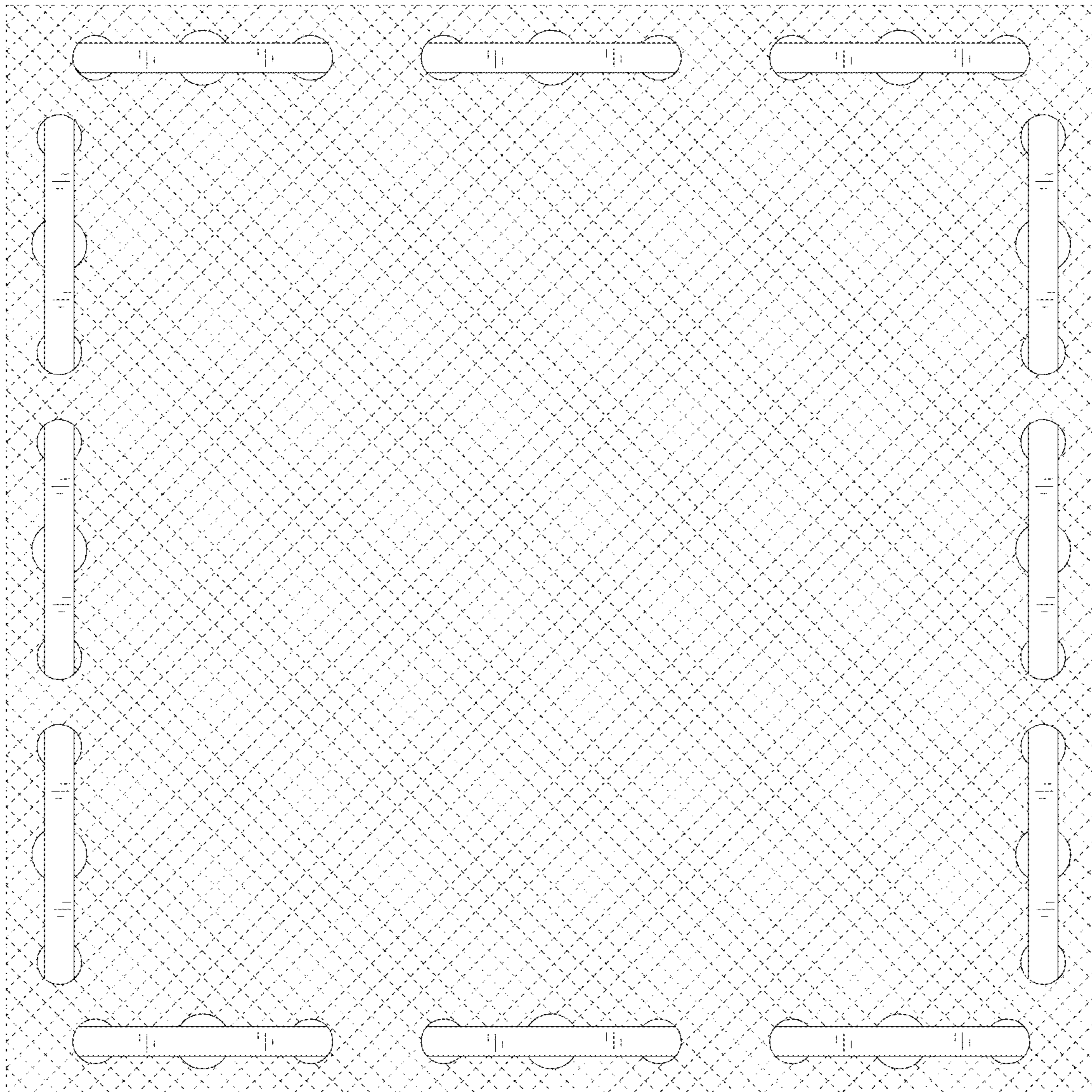


FIG. 3

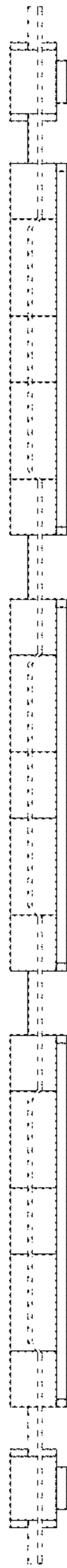


FIG. 4




FIG. 5

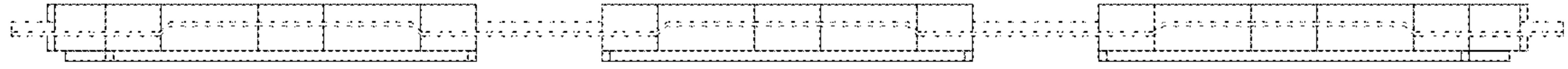


FIG. 6

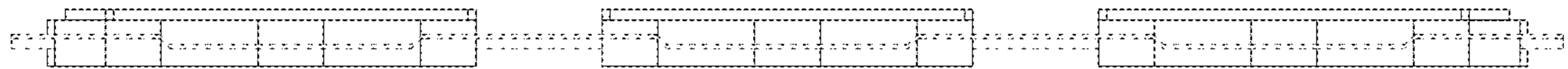


FIG. 7

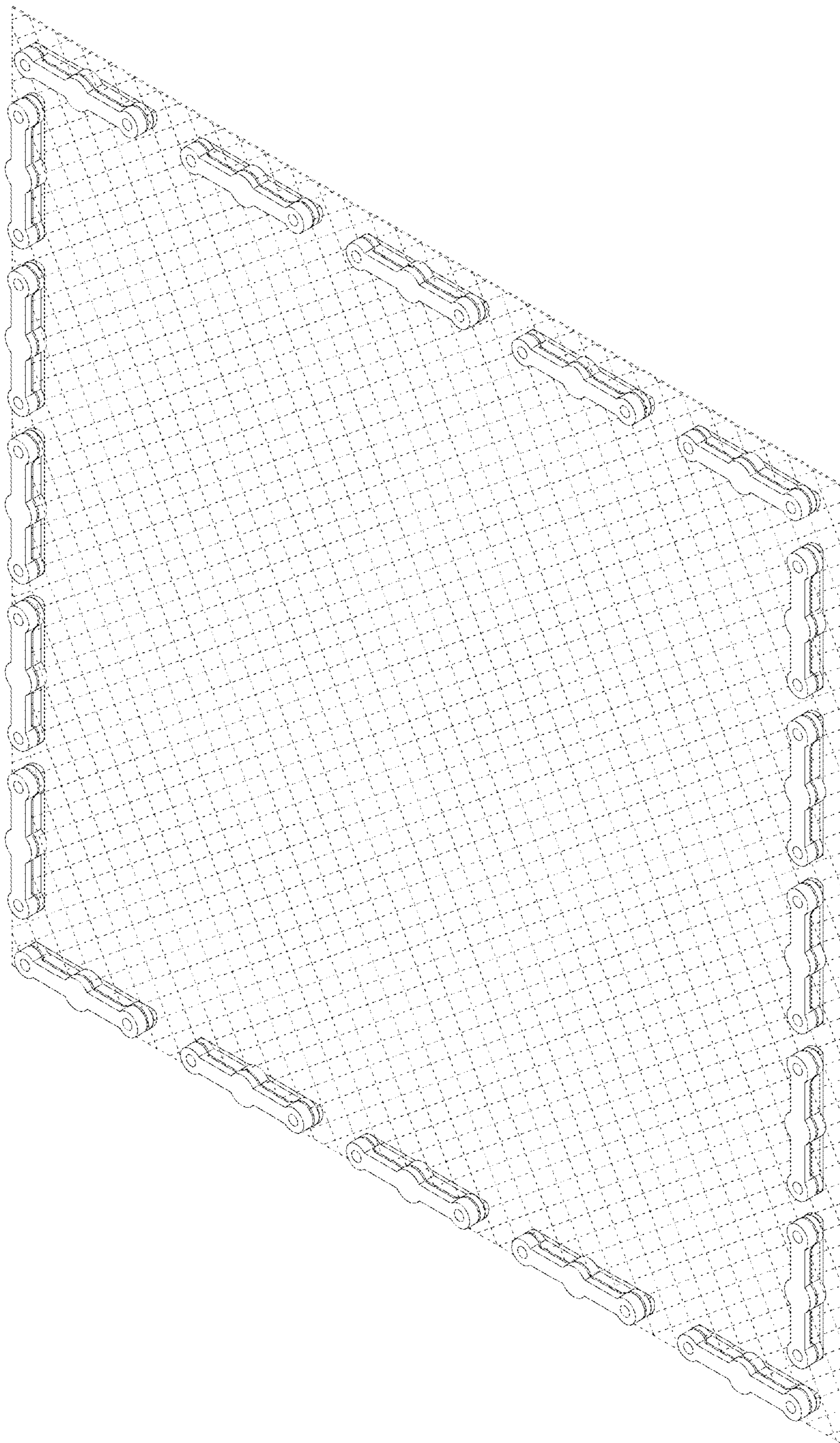


FIG. 8