



US00D956993S

(12) **United States Design Patent** (10) **Patent No.:** **US D956,993 S**
Bouyounes (45) **Date of Patent:** **** Jul. 5, 2022**

- (54) **VIBRATING APPARATUS**
- (71) Applicant: **FACTORY 14 UK ACQUISITIONS I LTD.**, Bath (GB)
- (72) Inventor: **Nicolas Bouyounes**, San Diego, CA (US)
- (73) Assignee: **Factory 14 UK Acquisitions I Ltd.**, Bath (GB)
- (**) Term: **15 Years**
- (21) Appl. No.: **29/754,481**
- (22) Filed: **Oct. 12, 2020**
- (51) **LOC (13) Cl.** **28-03**
- (52) **U.S. Cl.**
USPC **D24/215**
- (58) **Field of Classification Search**
USPC D24/215, 200, 211, 212, 213, 214, 141, D24/107, 133
CPC A61H 19/00; A61H 19/30; A61H 19/32; A61H 19/34; A61H 19/40; A61H 19/44; A61H 19/50; A61H 21/00; A61H 23/00; A61H 2205/087
See application file for complete search history.

(56) **References Cited**
U.S. PATENT DOCUMENTS

D331,467 S *	12/1992	Wollman	D24/200
D649,656 S *	11/2011	Petersen	D24/215
D674,109 S *	1/2013	Sedic	D24/215
D740,433 S *	10/2015	Zhu	A61H 15/0085
				D24/215
D802,784 S *	11/2017	Lee	D24/215
D817,507 S *	5/2018	Cheung	D24/215
D823,477 S *	7/2018	Yang	D24/215
D826,418 S *	8/2018	Lad	D24/215
D844,801 S *	4/2019	Cheung	D24/215

D874,676 S *	2/2020	Song	D24/215
D905,861 S *	12/2020	Yang	D24/215
2014/0194794 A1 *	7/2014	Sedic	A61H 23/02
				601/72
2018/0078449 A1 *	3/2018	Callow	A61H 19/00

OTHER PUBLICATIONS

Charmed—Massage Wand. Date: May 6, 2020. [online]. [Site visited Nov. 5, 2021]. Available from Internet URL: <https://www.amazon.com/dp/B087FGQGWR/?th=1> (Year: 2020).*
Gephonsi—Wand Massager. Date: Jun. 9, 2020. [online]. [Site visited Nov. 13, 2021]. Available from Internet URL: <https://www.amazon.com/dp/B089W89L7T/> (Year: 2020).*

(Continued)

Primary Examiner — Susan Bennett Hattan
Assistant Examiner — Landon Thomas Cassell
(74) *Attorney, Agent, or Firm* — Veros Legal Solutions, LLP


(57) **CLAIM**

The ornamental design for a vibrating apparatus, as shown and described.

DESCRIPTION

FIG. 1 is a perspective top view of a vibrating apparatus, showing my design;
FIG. 2 is a perspective bottom view of the vibrating apparatus;
FIG. 3 is a top view of the vibrating apparatus;
FIG. 4 is a bottom view of the vibrating apparatus;
FIG. 5 is a first side view of the vibrating apparatus;
FIG. 6 is a second side view, opposite the first side view of FIG. 5, of the vibrating apparatus;
FIG. 7 is a front view of the vibrating apparatus; and,
FIG. 8 is a back view of the vibrating apparatus.
Dotted lines, when present, in the figures form no part of the claimed design.

1 Claim, 6 Drawing Sheets



(56)

References Cited

OTHER PUBLICATIONS

SENDRY—Wand Massager. Date: Jul. 22, 2019. [online]. [Site visited Nov. 13, 2021]. Available from Internet URL: <https://www.amazon.com/dp/B07T3JSKDP/?th=1> (Year: 2019).*

Massagers. (Design—© Questel) orbit.com. [Online PDF compilation of references] 38 pgs. Print Dates Range Jun. 4, 2018-Sep. 29, 2020 [Retrieved Nov. 9, 2021] <https://www.orbit.com/export/UCZAH96B/pdf4/51c83f56-fb1d-43a9-b6f0-9191ed6a8c80-205503.pdf> (Year: 2021).*

* cited by examiner



FIG. 1

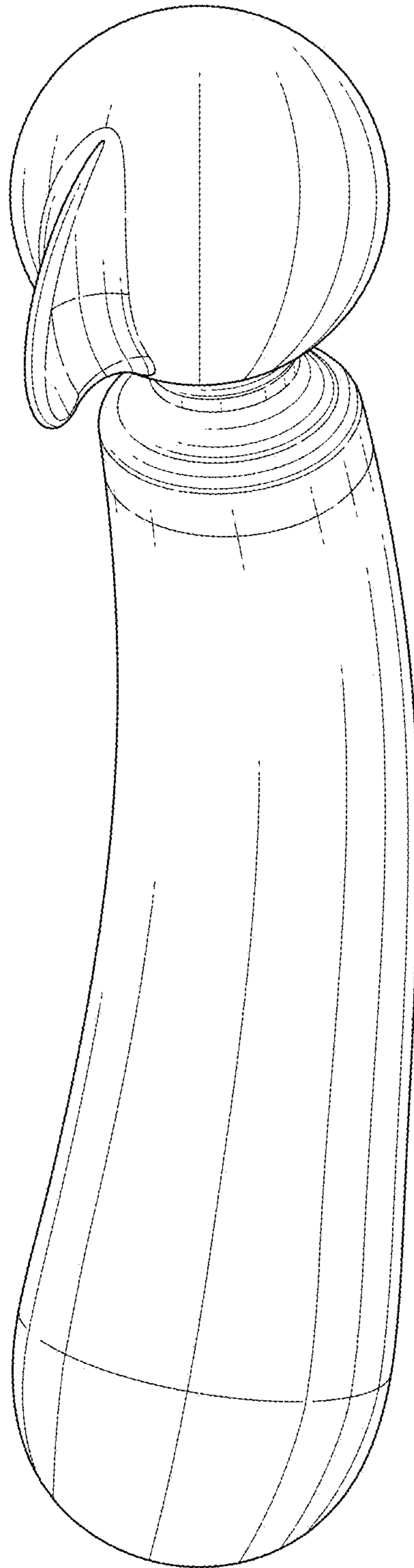


FIG. 2

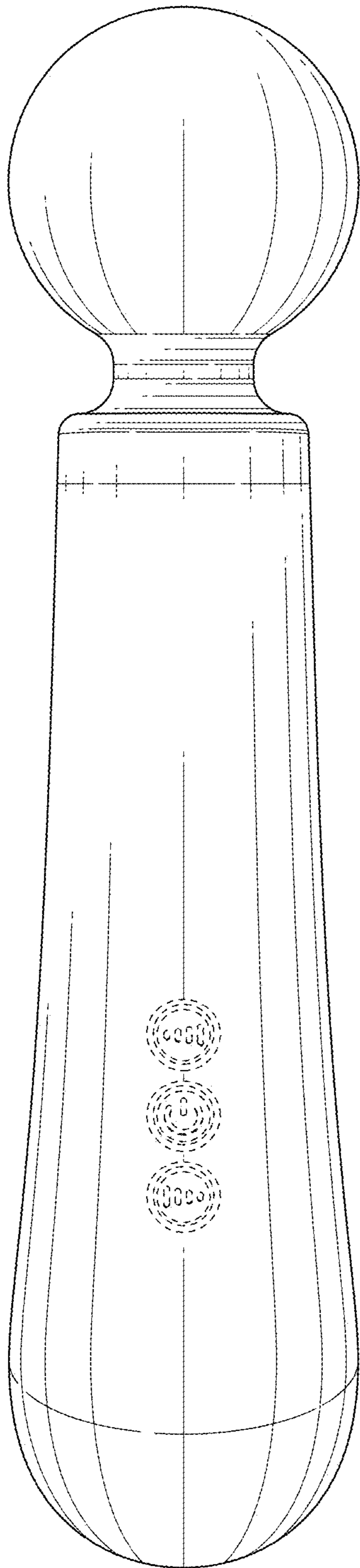


FIG. 3

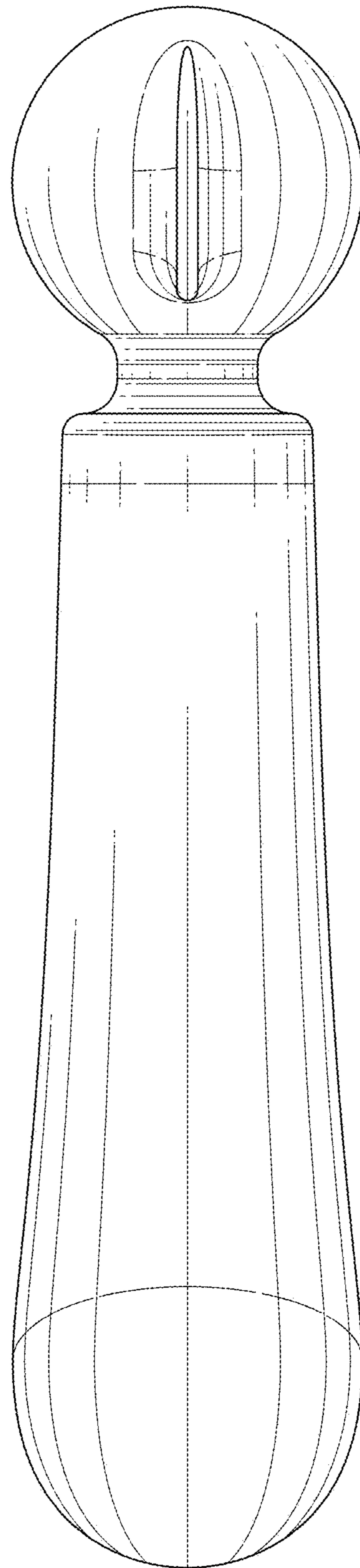


FIG. 4

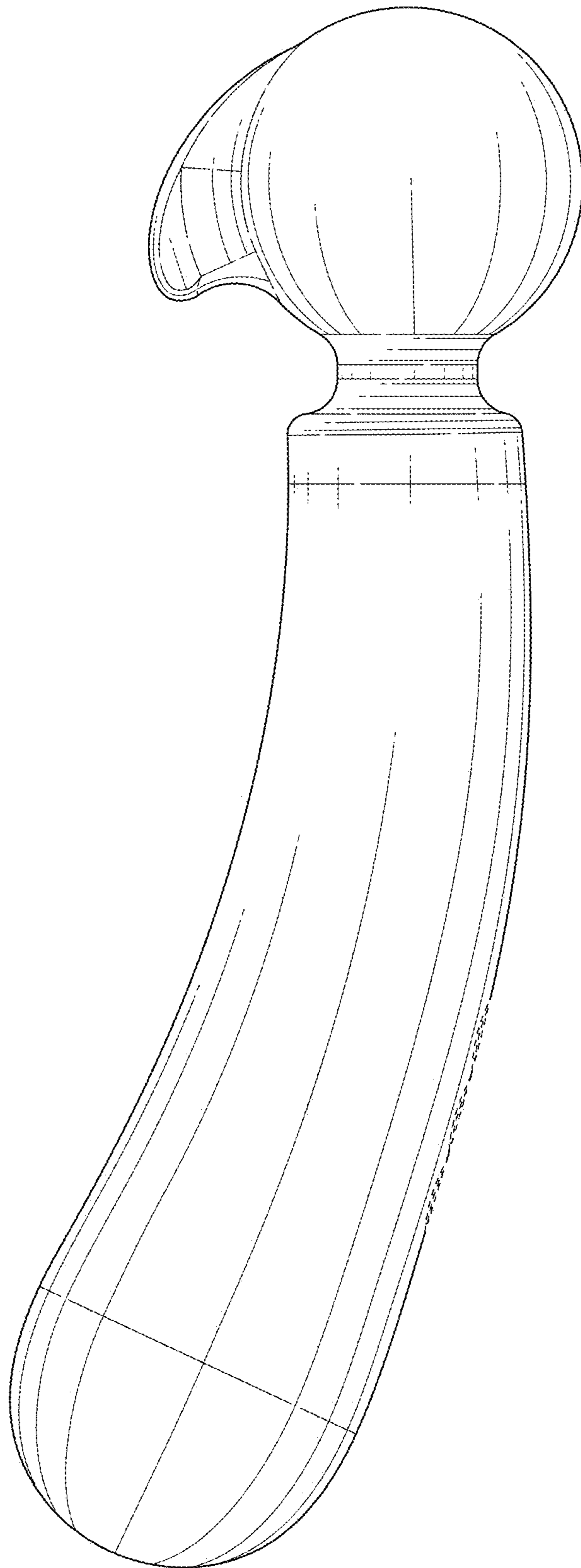


FIG. 5

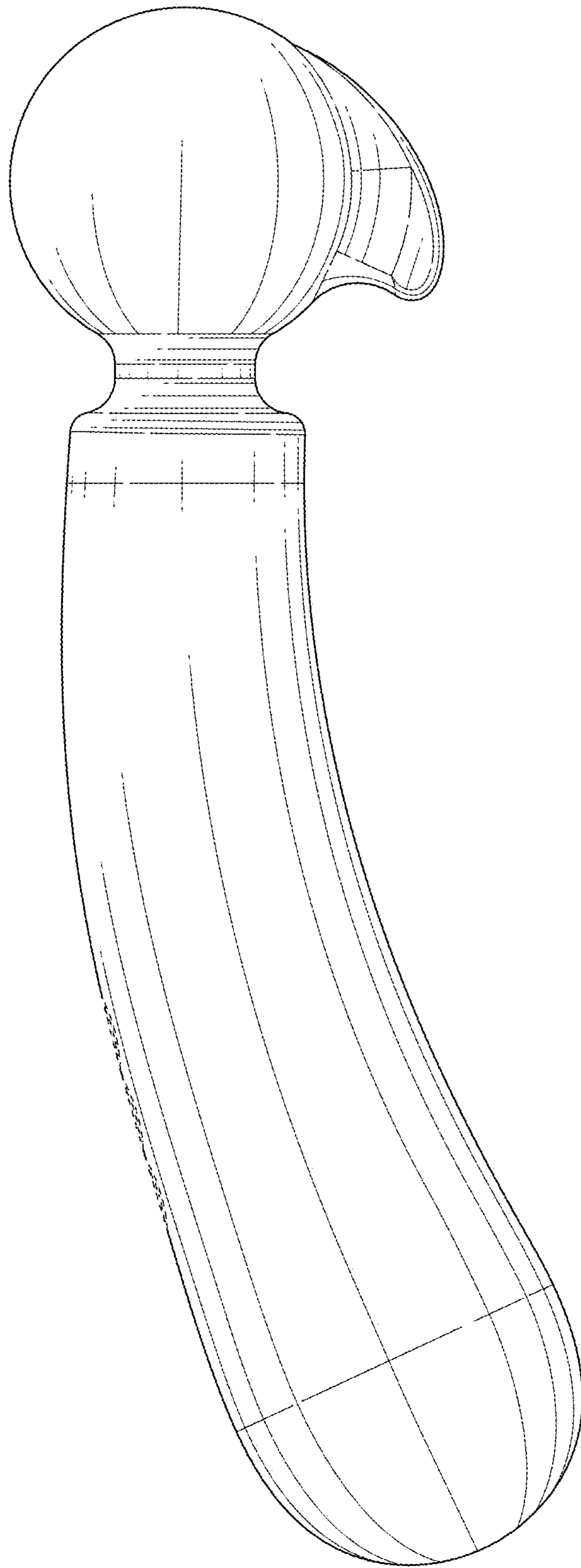


FIG. 6

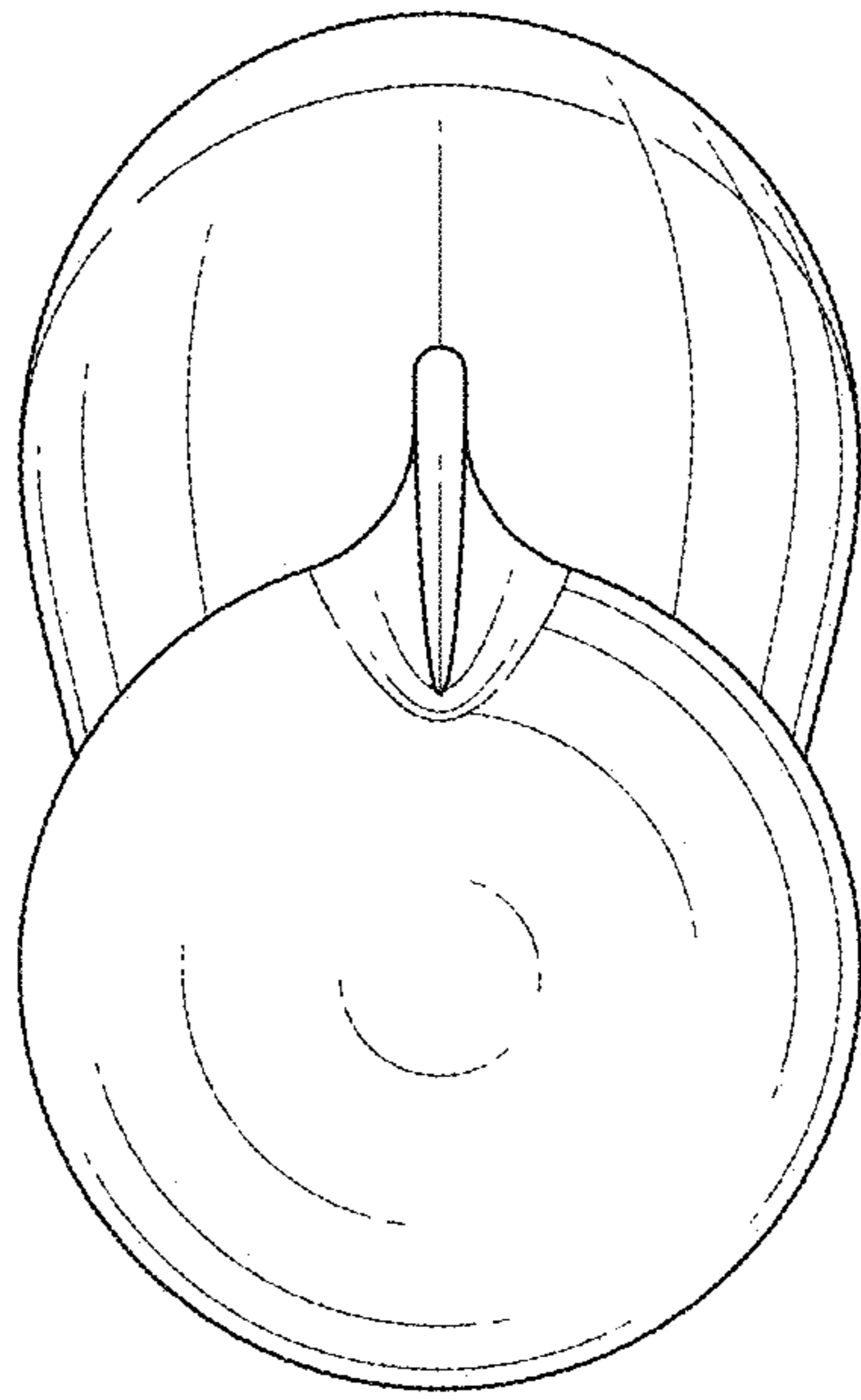


FIG. 7

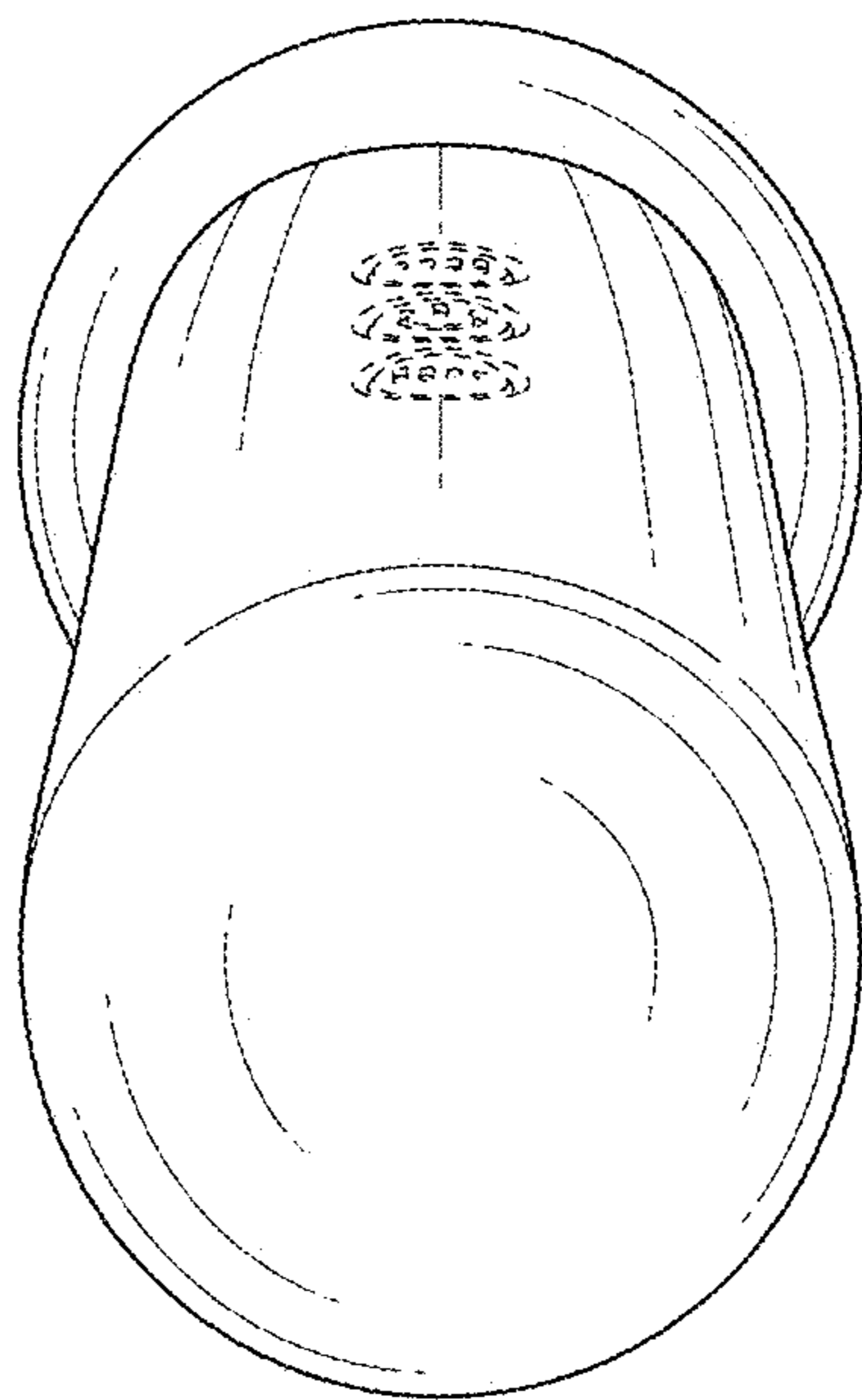


FIG. 8