

US00D956987S

(12) **United States Design Patent** (10) **Patent No.:** **US D956,987 S**
Lewis et al. (45) **Date of Patent:** **** Jul. 5, 2022**

(54) **ELECTRICAL STIMULATION DEVICE**

1/36; A61N 1/0456; A61N 1/36071;
A61N 1/37247; A61N 1/323

(71) Applicant: **CHECKPOINT SURGICAL, INC.**,
Cleveland, OH (US)

See application file for complete search history.

(72) Inventors: **Derek Lewis**, Cleveland, OH (US);
Steve Galecki, Cleveland, OH (US);
Trevor Kucherak, Cleveland, OH
(US); **Eric Walker**, Berea, OH (US)

(56) **References Cited**

U.S. PATENT DOCUMENTS

D240,278 S *	6/1976	Staub	D24/146
D273,705 S *	5/1984	Spetzler	D24/113
D381,418 S *	7/1997	Erskine	D24/146
D402,030 S *	12/1998	Roberts	D24/144
D439,337 S *	3/2001	Jones	D24/144

(Continued)

(73) Assignee: **CHECKPOINT SURGICAL, INC.**,
Cleveland, OH (US)

(**) Term: **15 Years**

OTHER PUBLICATIONS

CheckPoint Guardian Instructional Video, first available Jun. 2021,
vimeo.com, [online], [site visited Feb. 8, 2022], Available from
internet URL: <https://vimeo.com/user123223999> (Year: 2021).*

(Continued)

(21) Appl. No.: **29/768,282**

(22) Filed: **Jan. 28, 2021**

(51) **LOC (13) Cl.** **28-03**

(52) **U.S. Cl.**
USPC **D24/200**; D24/144

(58) **Field of Classification Search**
USPC D13/110, 162, 164; D24/112-113, 127,
D24/130, 133, 140, 144-147, 170, 200,
D24/206, 209, 185-186, 165, 215;
D28/56-59, 7; D8/61-62, 68-69, 71;
D9/503-505

CPC . A61B 17/29; A61B 17/0218; A61B 17/2909;
A61B 17/282; A61B 7/295; A61B
2017/2926; A61B 10/04; A61B 10/0096;
A61B 10/025; A61M 37/0076; A61M
37/0084; A61M 37/00; A61M 5/46;
A61M 5/48; A61M 37/0092; A61M
5/482; A61M 5/2466; Y10T 29/49826;
A61H 19/30; A61H 19/32; A61H 19/34;
A61H 19/40; A61H 19/44; A61H 19/50;
A61H 19/00; A61H 2201/0153; A61H
2201/0207; A61H 2201/0263; A61H
2201/0111; A61H 2201/1253; A61H
2205/082; A61H 2205/085; A61H
15/0085; A61N 1/36003; A61N 1/36014;
A61N 1/36017; A61N 1/36021; A61N

Primary Examiner — Samantha Q Lawrence

Assistant Examiner — Holly M Rodriguez

(74) *Attorney, Agent, or Firm* — McDonald Hopkins LLC

(57) **CLAIM**

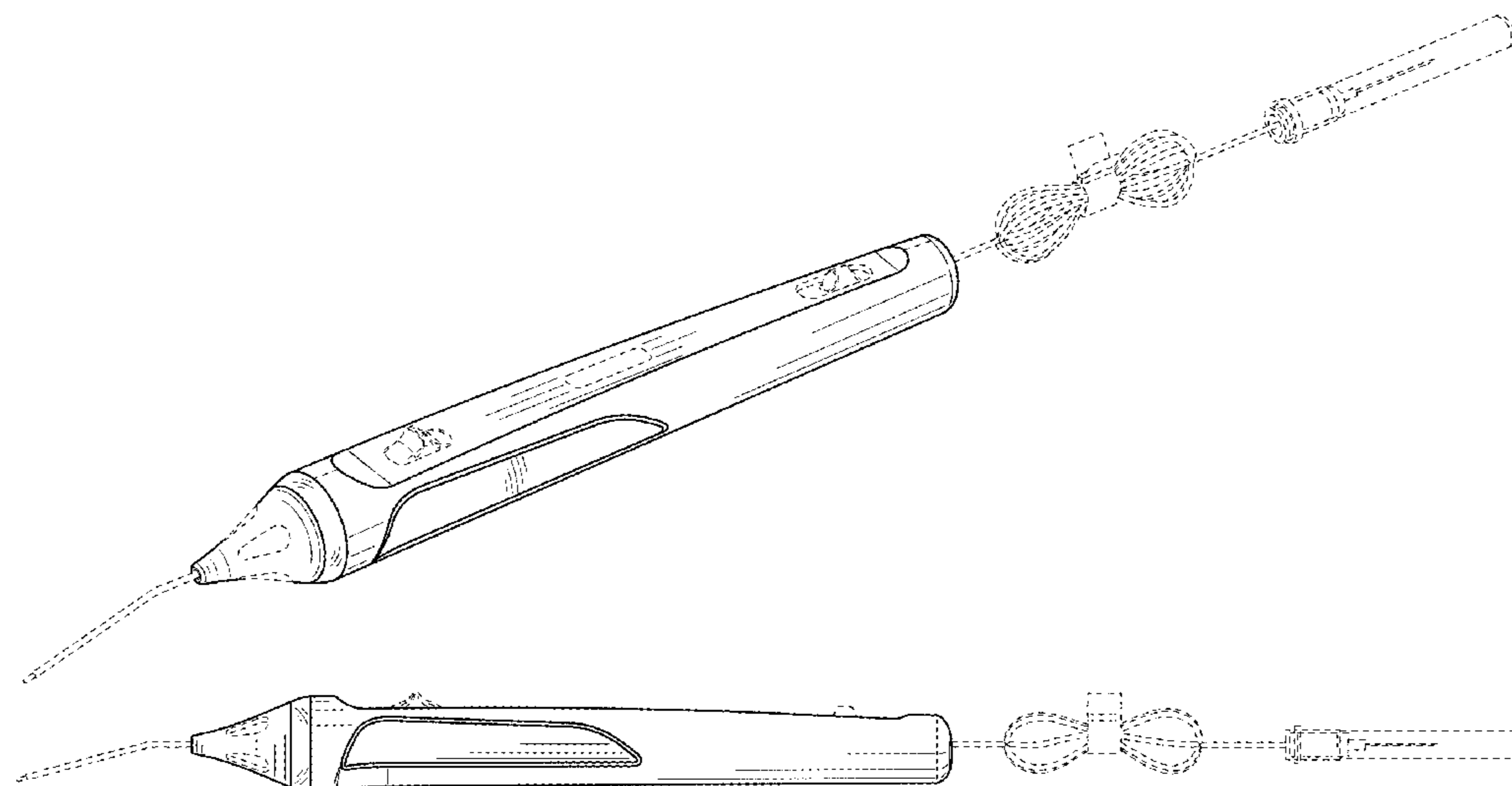
The ornamental design for an electrical stimulation device,
as shown and described.

DESCRIPTION

FIG. 1 is a perspective view of an electrical stimulation device showing our new design;
FIG. 2 is a first side view thereof;
FIG. 3 is a second side view thereof;
FIG. 4 is a rear view thereof;
FIG. 5 is a front view thereof;
FIG. 6 is a top view thereof; and,
FIG. 7 is a bottom view thereof.

The broken lines in the figures are included for the purpose of illustrating portions of an electrical stimulation device and form no part of the claimed design.

1 Claim, 7 Drawing Sheets



(56)

References Cited

U.S. PATENT DOCUMENTS

D490,152 S * 5/2004 Myall D24/144
D495,052 S * 8/2004 Reschke D24/144
D521,641 S * 5/2006 Reschke D24/144
D707,818 S * 6/2014 Ghannoum D24/146
D709,196 S * 7/2014 Greep D24/144
D878,551 S * 3/2020 Hochman D24/112
D908,866 S * 1/2021 Fuentes-Ortega D24/112
D938,585 S * 12/2021 Kalina, Jr. D24/133
2014/0303528 A1 * 10/2014 Mantle A61N 5/0613
601/21
2016/0166429 A1 * 6/2016 Allison A61N 1/403
607/101
2019/0142494 A1 * 5/2019 Cross A61N 1/403
607/2
2020/0069202 A1 3/2020 Strother
2021/0101011 A1 * 4/2021 Scanlan A61N 1/0464
2021/0146121 A1 5/2021 Scanlan
2021/0386994 A1 * 12/2021 Scanlan A61N 1/0551

OTHER PUBLICATIONS

Checkpoint Guardian, checkpointsurgical, [online], [site visited Feb. 8, 2022], Available from internet URL: <https://checkpointsurgical.com/> (Year: 2022).*

* cited by examiner

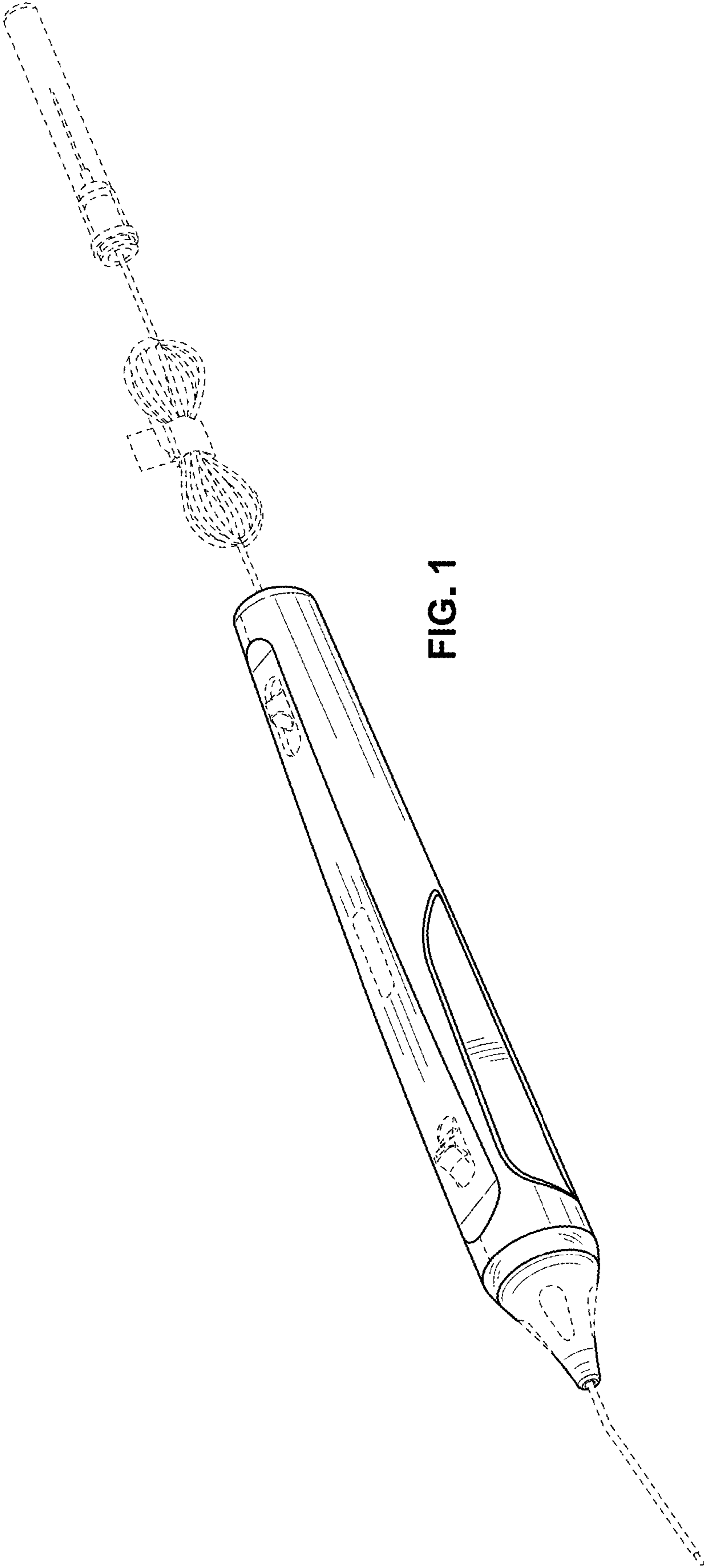


FIG. 1




FIG. 2




FIG. 3

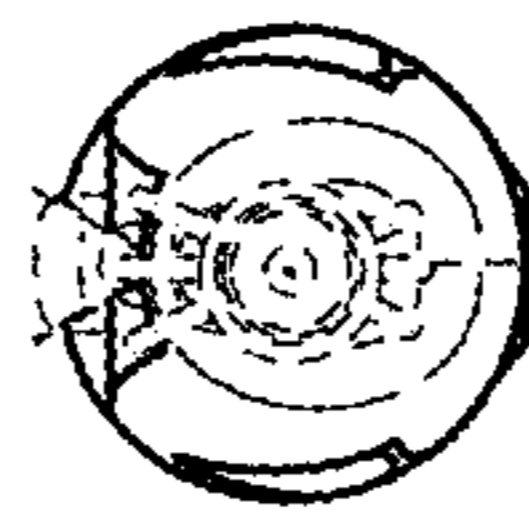


FIG. 4

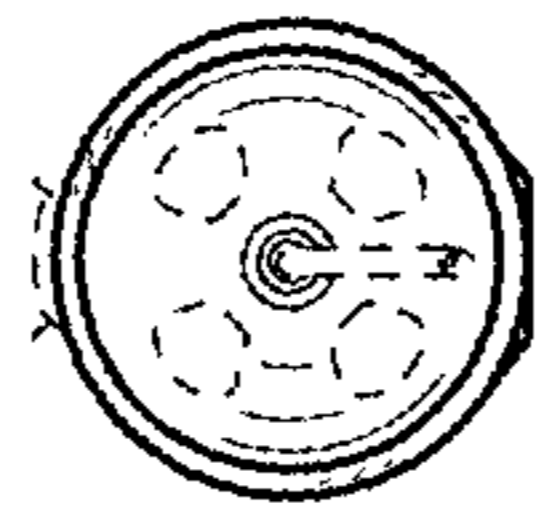


FIG. 5




FIG. 6




FIG. 7