



US00D956985S

(12) **United States Design Patent** (10) **Patent No.:** **US D956,985 S**
Gaskin et al. (45) **Date of Patent:** **** Jul. 5, 2022**

(54) **AMPUTEE LIMB COVER**
(71) Applicants: **Michael Gaskin**, Plant City, FL (US);
Stanley Gaskin, Plant City, FL (US)
(72) Inventors: **Michael Gaskin**, Plant City, FL (US);
Stanley Gaskin, Plant City, FL (US)
(**) Term: **15 Years**
(21) Appl. No.: **29/723,009**
(22) Filed: **Feb. 4, 2020**
(51) **LOC (13) Cl.** **24-02**
(52) **U.S. Cl.**
USPC **D24/190**
(58) **Field of Classification Search**
USPC D24/190, 155
CPC A61F 2/583; A61F 2002/7818
See application file for complete search history.

(56) **References Cited**
U.S. PATENT DOCUMENTS
4,908,037 A * 3/1990 Ross A61F 2/80
2/22
5,571,209 A * 11/1996 Brown, Sr. A61F 2/80
623/33
6,149,690 A * 11/2000 Belzidsky A61F 2/7812
623/32
6,592,539 B1 * 7/2003 Einarsson A61F 5/0109
602/26
D707,361 S * 6/2014 Banks D24/190
D785,190 S * 4/2017 Bell D24/190
D804,680 S * 12/2017 Bledsoe D24/190
D863,567 S * 10/2019 Sigurdsson D24/190
D875,262 S * 2/2020 Kruchem D24/190
D883,498 S * 5/2020 Lu D24/190
D884,909 S * 5/2020 McBride D24/190
D894,406 S * 8/2020 Webb D24/190
D905,859 S * 12/2020 Inzer D24/190

2009/0024062 A1* 1/2009 Einarsson A61F 5/01
600/595
2010/0274363 A1* 10/2010 Laghi A61F 2/7812
623/36
2011/0118854 A1* 5/2011 Halldorsson A61F 2/80
623/36

OTHER PUBLICATIONS

Valor Below Knee Sock, post date unknown, [online], [Site visited Jul. 21, 2021] at Siftwick.com at the URL: <https://swiftwick.com/products/valor-below-knee?variant=10936146198571&gclid=EAlalQobChMlqqbX6pP08QIVjmlvBBIUmAmcEAQYBCABEGlhtv%E2%80%A6> (Year: 2018).*

* cited by examiner

Primary Examiner — Natasha Vujcic
Assistant Examiner — Gilbert B Ford
(74) *Attorney, Agent, or Firm* — Sanchelima & Associates, P.A.; Christian Sanchelima; Jesus Sanchelima

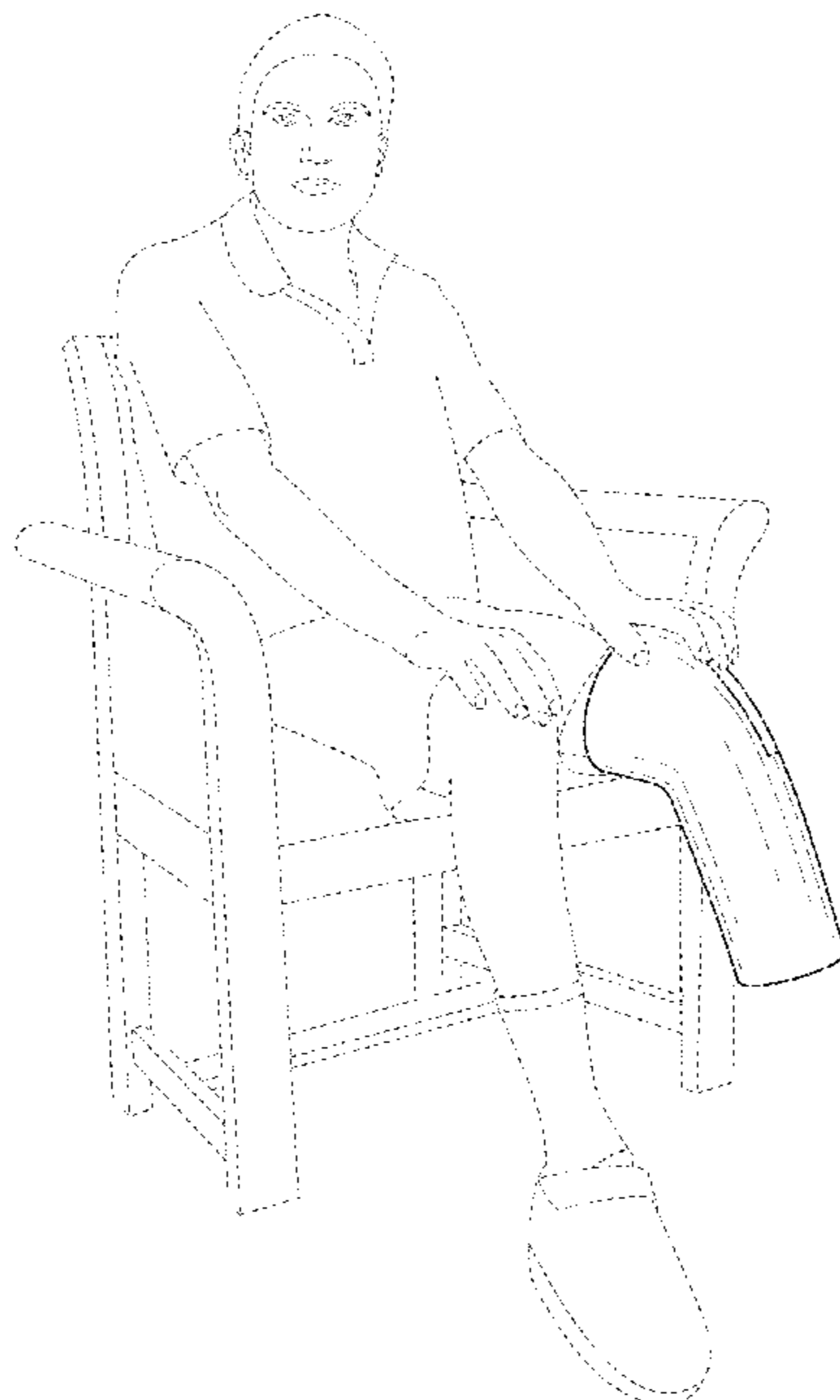
(57) **CLAIM**

The ornamental design for an amputee limb cover, as shown and described.

DESCRIPTION

FIG. 1 is an isometric view of an amputee limb cover showing my new design;
FIG. 2 is a front elevational view thereof;
FIG. 3 is a rear elevational view thereof;
FIG. 4 is a left side elevational view thereof;
FIG. 5 is a right elevational view thereof;
FIG. 6 is a top plan view thereof; and,
FIG. 7 is a bottom plan view thereof showing my design.
The broken lines in the drawings illustrate portions of the amputee limb cover which forms no part of the claimed design.

1 Claim, 6 Drawing Sheets



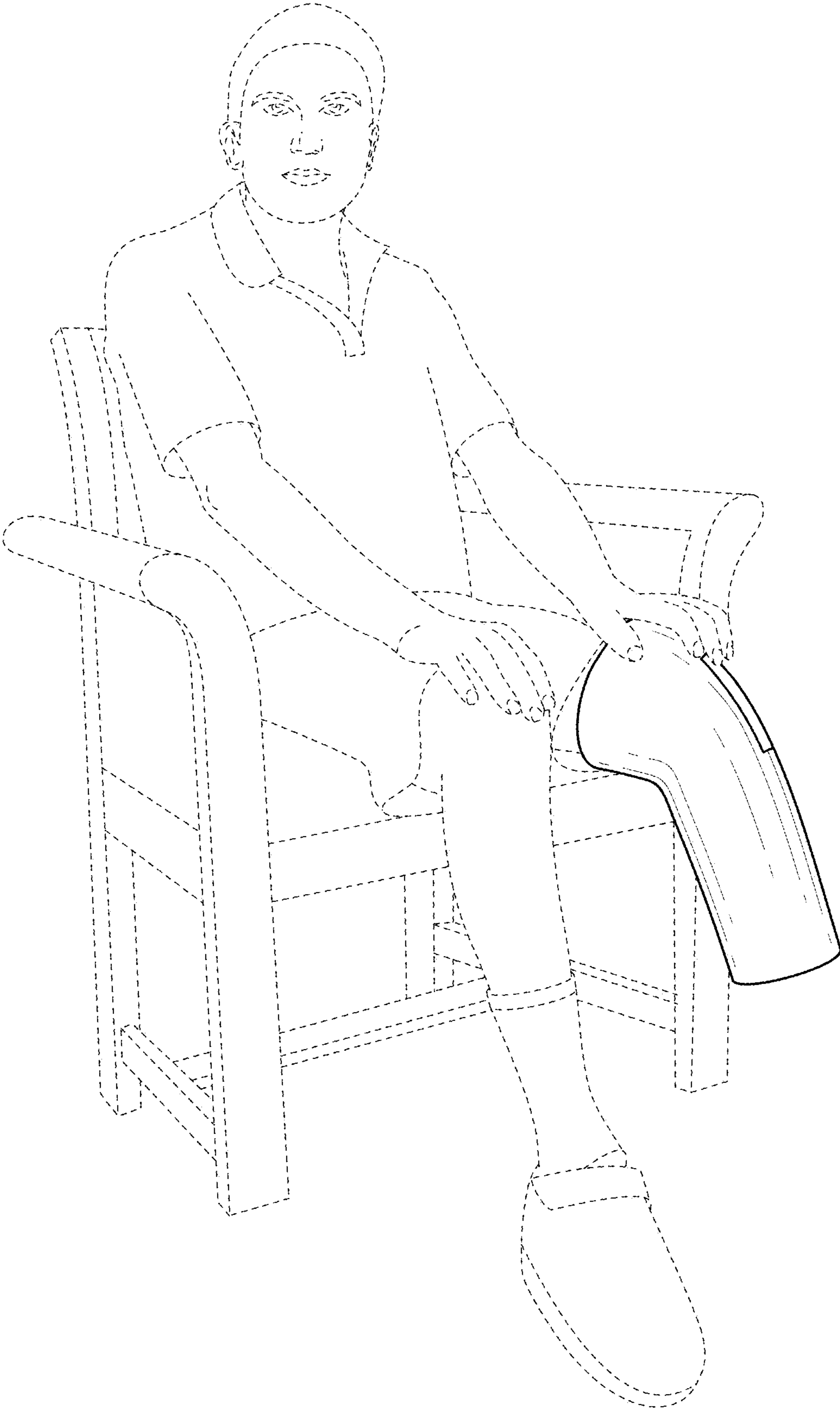


FIG. 1

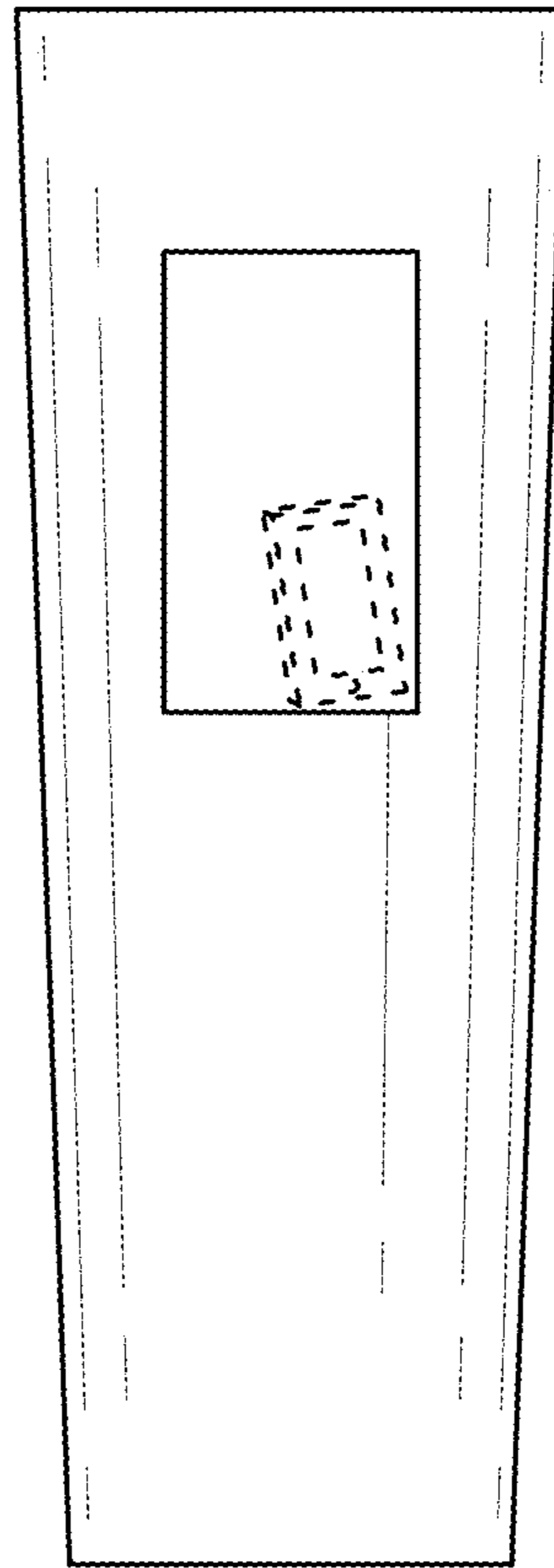


FIG. 2

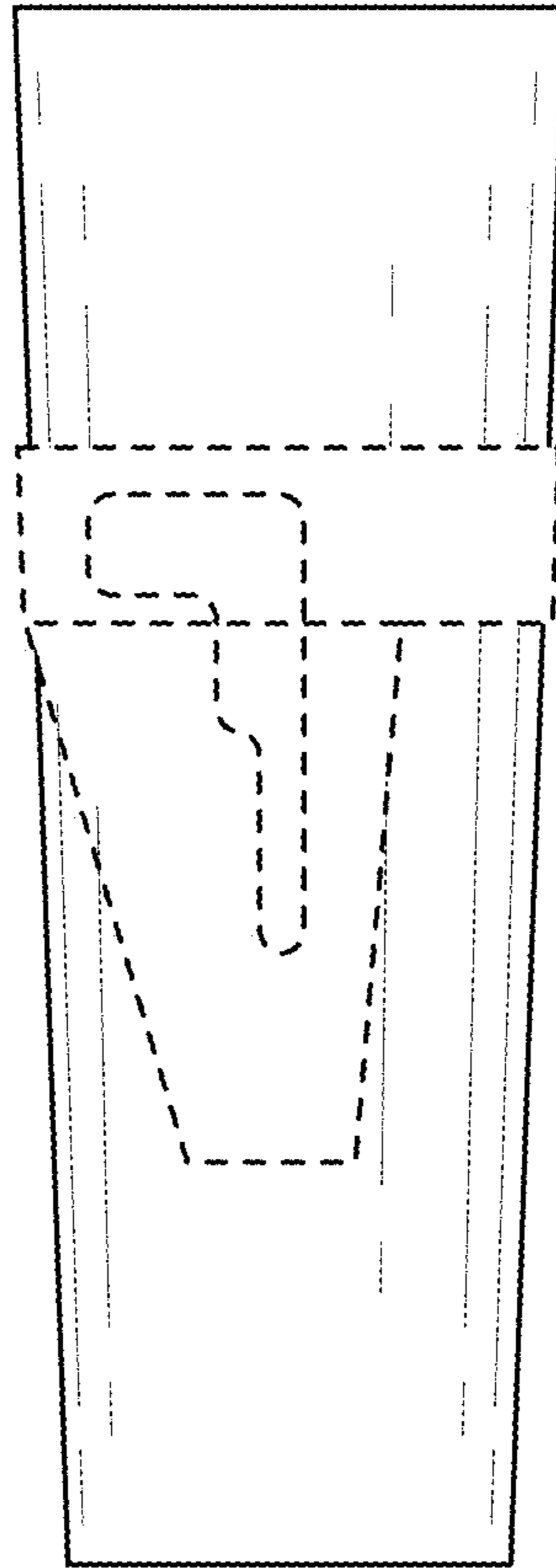


FIG. 3

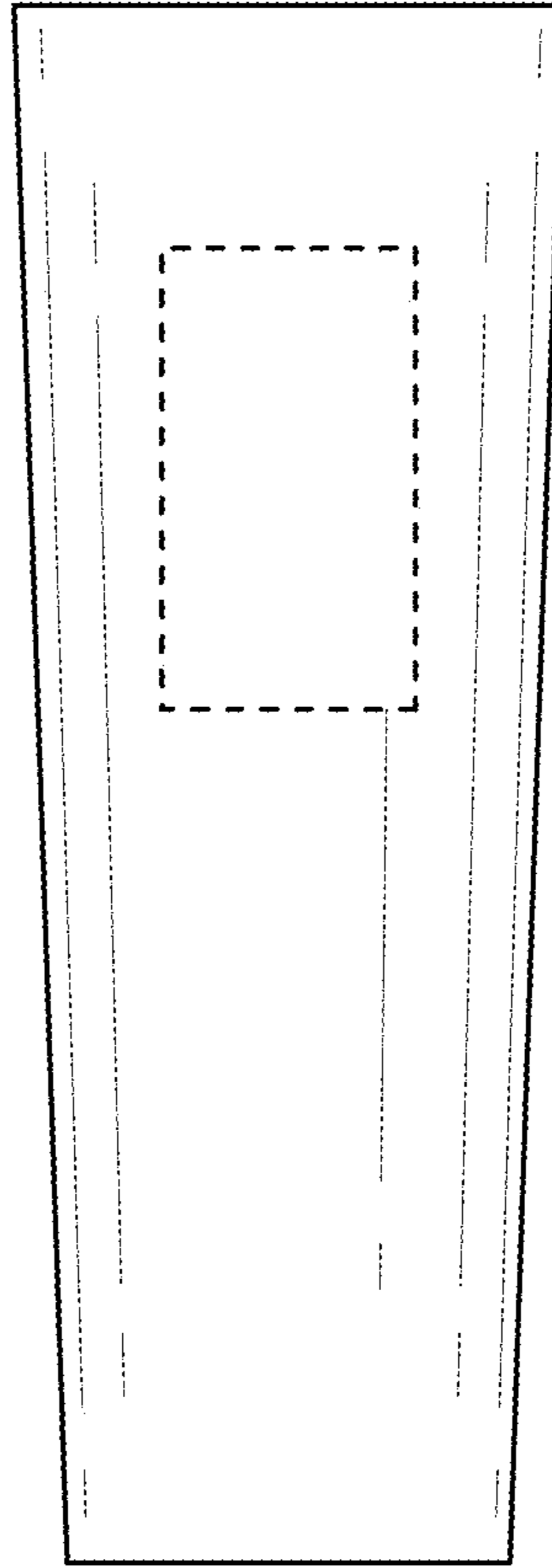


FIG. 4

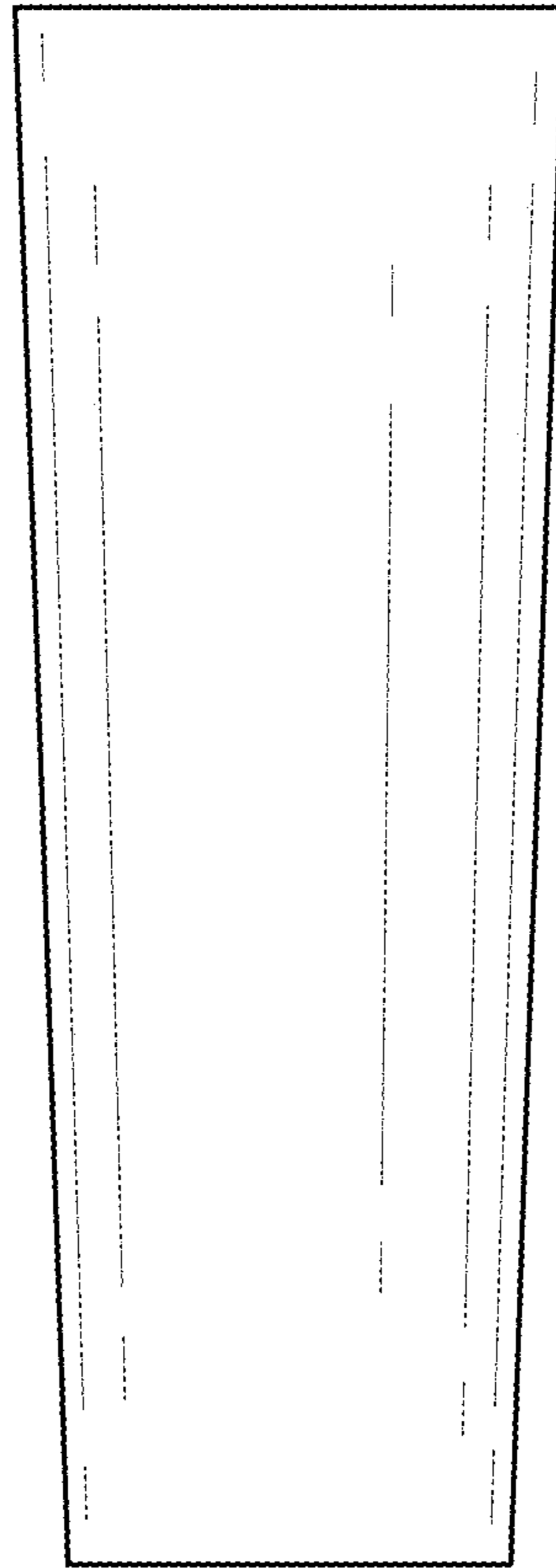


FIG. 5

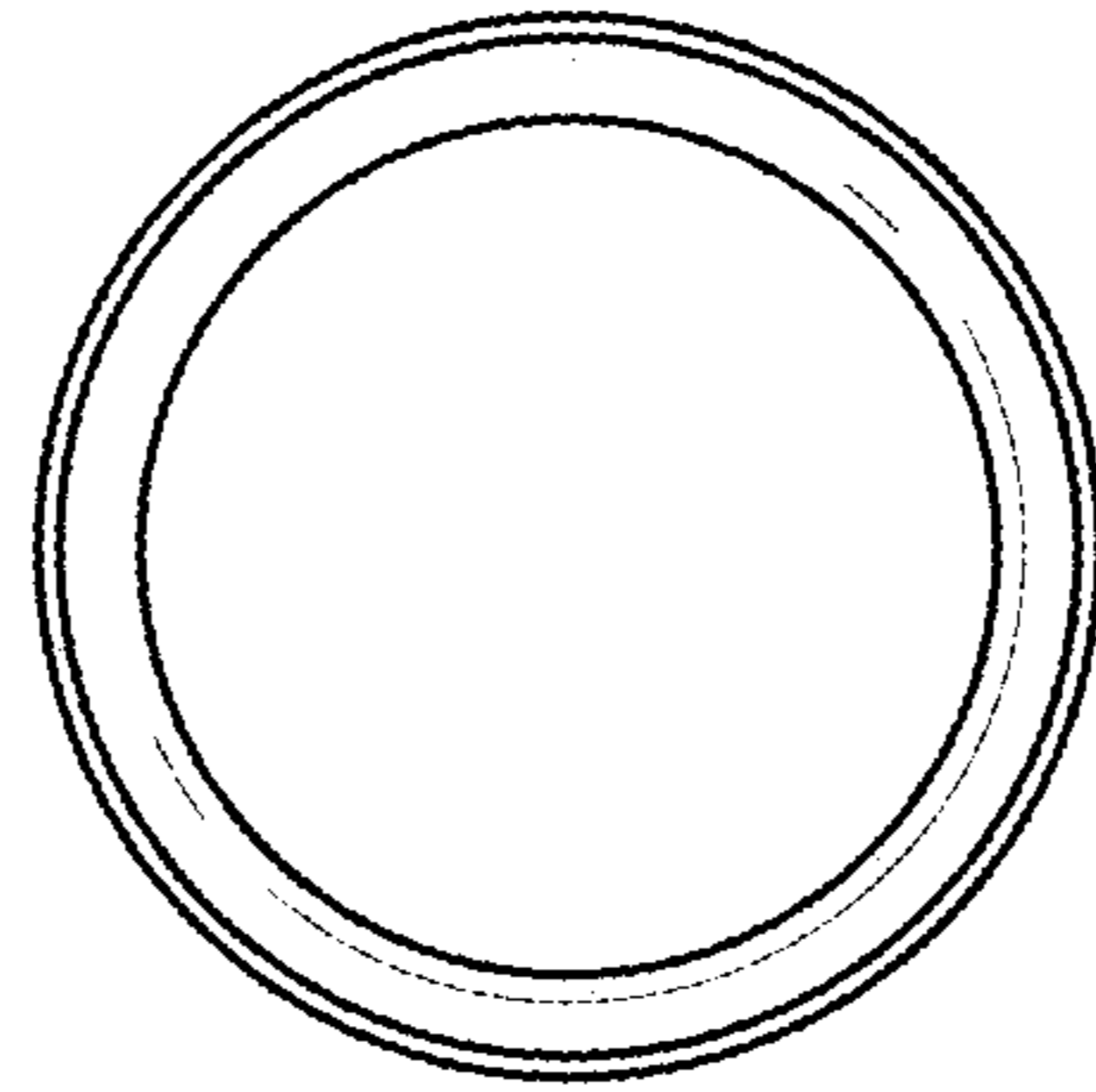


FIG. 6

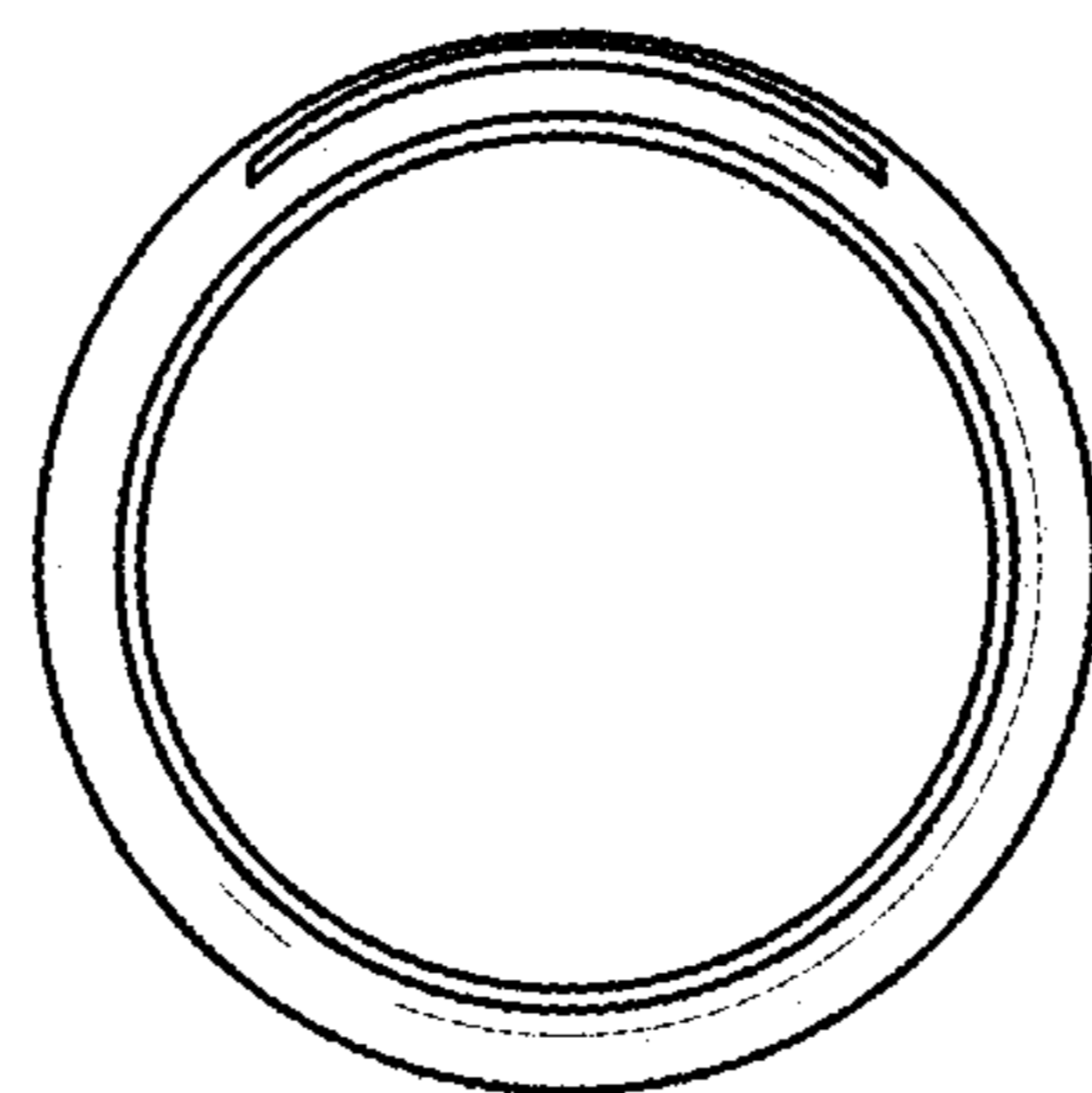


FIG. 7