



US00D956984S

(12) **United States Design Patent** (10) **Patent No.:** **US D956,984 S**  
**Del Rossi et al.** (45) **Date of Patent:** **\*\* Jul. 5, 2022**

(54) **BANDAGE**  
(71) Applicant: **VOMARIS INNOVATIONS, INC.**,  
Tempe, AZ (US)  
(72) Inventors: **Joseph Del Rossi**, Tempe, AZ (US);  
**Mary Maijer**, Tempe, AZ (US); **Steve**  
**Rice**, Tempe, AZ (US)  
(73) Assignee: **Vomaris Innovations, Inc.**, Tempe, AZ  
(US)  
(\*\*) Term: **15 Years**  
(21) Appl. No.: **29/704,037**  
(22) Filed: **Aug. 30, 2019**

5,511,548 A \* 4/1996 Riazzi ..... A61B 5/0408  
600/391  
D408,541 S \* 4/1999 Dunshee ..... D24/189  
D429,337 S \* 8/2000 Sanfilippo ..... D24/187  
D430,674 S \* 9/2000 Dunshee ..... D24/189  
D465,572 S \* 11/2002 Dunshee ..... D24/145

(Continued)

*Primary Examiner* — Jennifer L Watkins  
(74) *Attorney, Agent, or Firm* — K&L Gates LLP; Brian  
J. Novak; Giorgios N. Kefallinos

(57) **CLAIM**

The ornamental design for a bandage, as shown and  
described.

**DESCRIPTION**

FIG. 1 is a front perspective view of a bandage of our design.  
FIG. 2 is a back perspective view of the bandage of FIG. 1.  
FIG. 3 is a front view of the bandage of FIG. 1.  
FIG. 4 is a back view of the bandage of FIG. 1.  
FIG. 5 is a top view of the bandage of FIG. 1.  
FIG. 6 is a bottom view of the bandage of FIG. 1.  
FIG. 7 is a first side view of the bandage of FIG. 1.  
FIG. 8 is a second side view of the bandage of FIG. 1.  
FIG. 9 is a front perspective view of a bandage of our design.  
FIG. 10 is a back perspective view of the bandage of FIG.  
9.  
FIG. 11 is a front view of the bandage of FIG. 9.  
FIG. 12 is a back view of the bandage of FIG. 9.  
FIG. 13 is a top view of the bandage of FIG. 9.  
FIG. 14 is a bottom view of the bandage of FIG. 9.  
FIG. 15 is a first side view of the bandage of FIG. 9; and,  
FIG. 16 is a second side view of the bandage of FIG. 9.  
The broken lines shown in the figures are included for the  
purpose of illustrating portions of the bandage and form no  
part of the claimed design.

**Related U.S. Application Data**


(62) Division of application No. 29/598,613, filed on Mar.  
27, 2017, now Pat. No. Des. 862,711.  
(51) **LOC (13) Cl.** ..... **24-01**  
(52) **U.S. Cl.**  
USPC ..... **D24/190**  
(58) **Field of Classification Search**  
USPC ..... D24/189, 190  
CPC ... A61F 13/0203; A61F 13/023; A61F 15/001  
See application file for complete search history.

**References Cited**

**U.S. PATENT DOCUMENTS**

4,370,984 A \* 2/1983 Cartmell ..... A61B 5/04026  
600/385  
D272,943 S \* 3/1984 Stone ..... D24/134  
4,564,010 A \* 1/1986 Coughlan ..... C09J 133/08  
604/307  
D298,355 S \* 11/1988 Young ..... D24/128  
D355,489 S \* 2/1995 Almond ..... D24/189  
D362,914 S \* 10/1995 Mann ..... D24/190

**1 Claim, 6 Drawing Sheets**



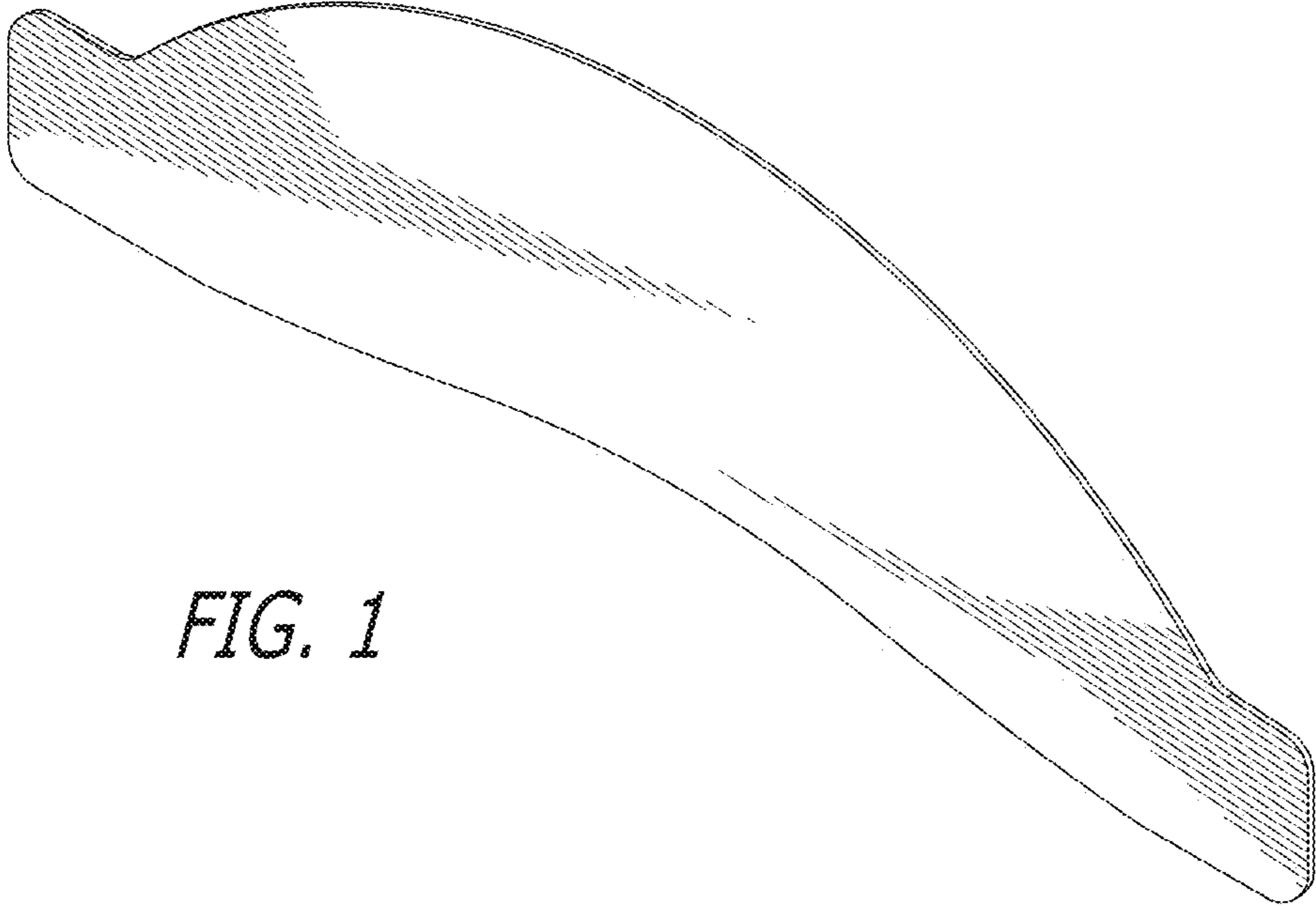
(56)

**References Cited**

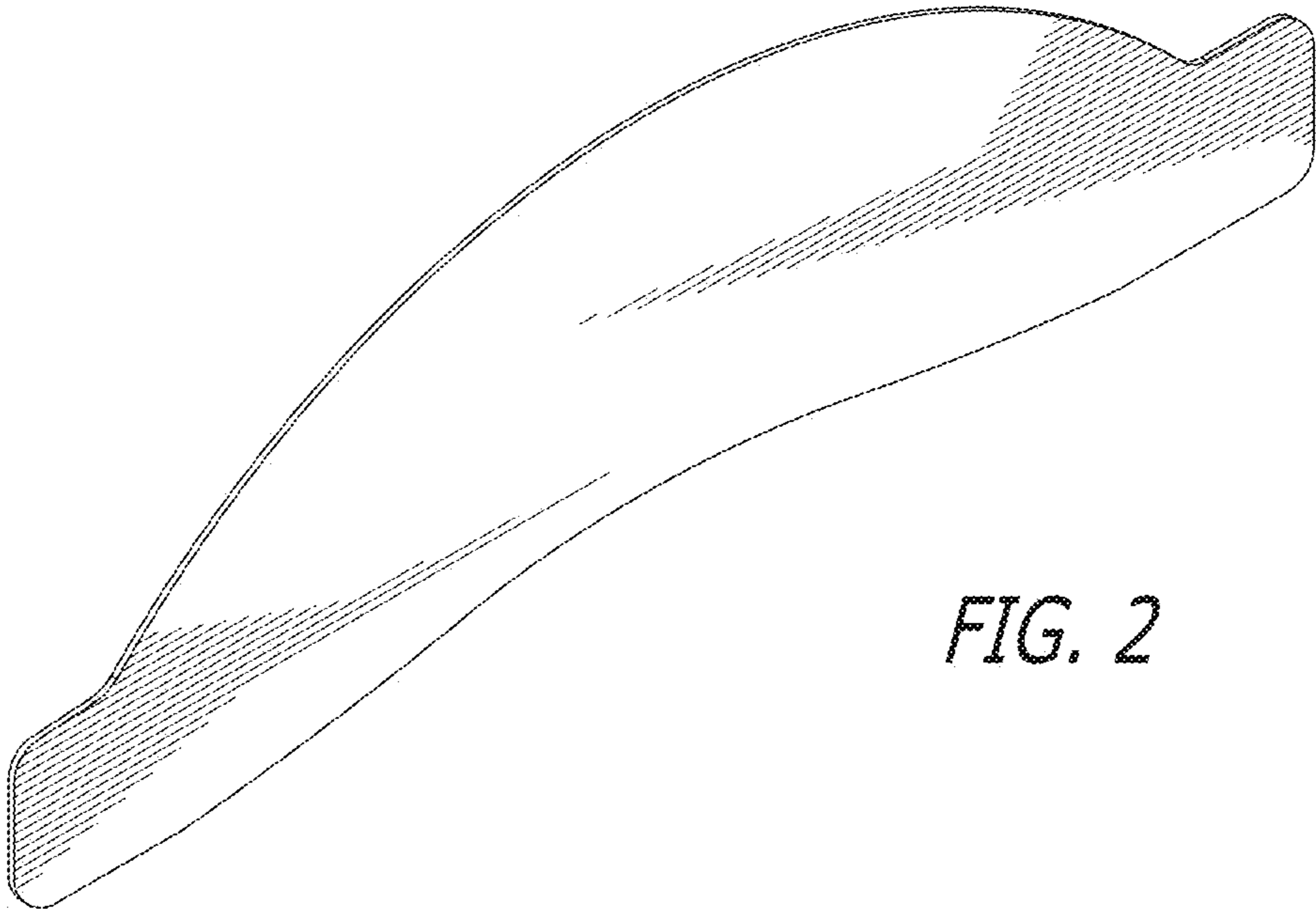
U.S. PATENT DOCUMENTS

D473,947	S	*	4/2003	Jacobson	.....	D24/189
D477,085	S	*	7/2003	Sanfilippo	.....	D24/187
D528,659	S	*	9/2006	Cherfas	.....	D24/105
D573,714	S	*	7/2008	Bybee	.....	D24/190
D574,085	S	*	7/2008	Lucchetti	.....	D24/189
D593,682	S	*	6/2009	Freeland	.....	D24/189
D616,994	S	*	6/2010	Cummings	.....	D24/187
D645,568	S	*	9/2011	Walker	.....	D24/214
D678,534	S	*	3/2013	Durand	.....	D24/189
D712,045	S	*	8/2014	Thornton	.....	D24/189
D715,928	S	*	10/2014	Kyvik	.....	D24/128
D721,181	S	*	1/2015	Schiebl	.....	D24/189
D745,973	S	*	12/2015	Russo	.....	D24/189
D780,317	S	*	2/2017	Vandervoort	.....	D24/189
D797,943	S	*	9/2017	Long	.....	D24/189
D810,308	S	*	2/2018	Lind	.....	D24/189
D811,611	S	*	2/2018	Lind	.....	D24/189
D819,202	S	*	5/2018	Svantesson	.....	D24/128
D834,201	S	*	11/2018	Heinecke	.....	D24/189
D867,603	S	*	11/2019	Rossi	.....	D24/189
D889,648	S	*	7/2020	Ierulli	.....	D24/135
2016/0067106	A1	*	3/2016	Howell	.....	A61F 13/0203 602/52


\* cited by examiner



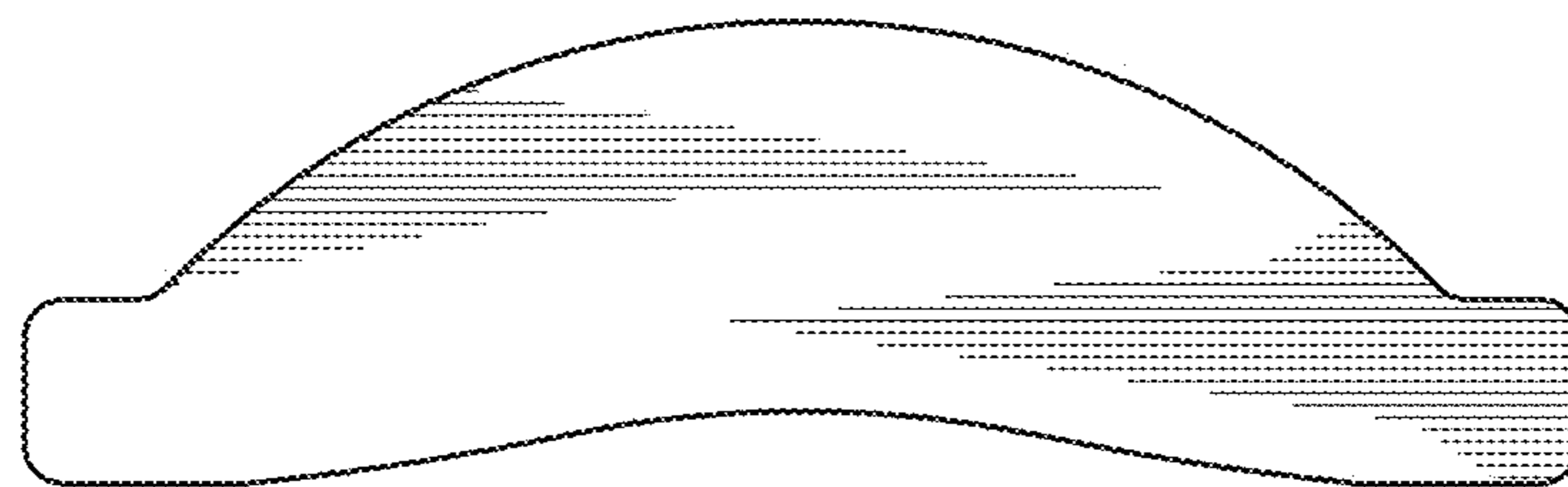
*FIG. 1*



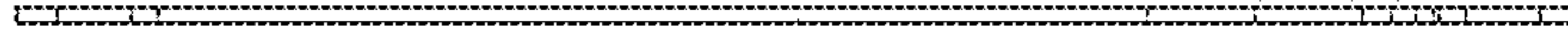
*FIG. 2*




*FIG. 3*



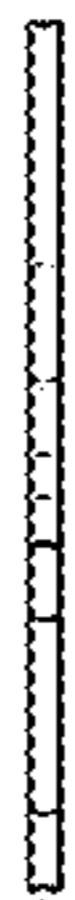
*FIG. 4*




*FIG. 5*



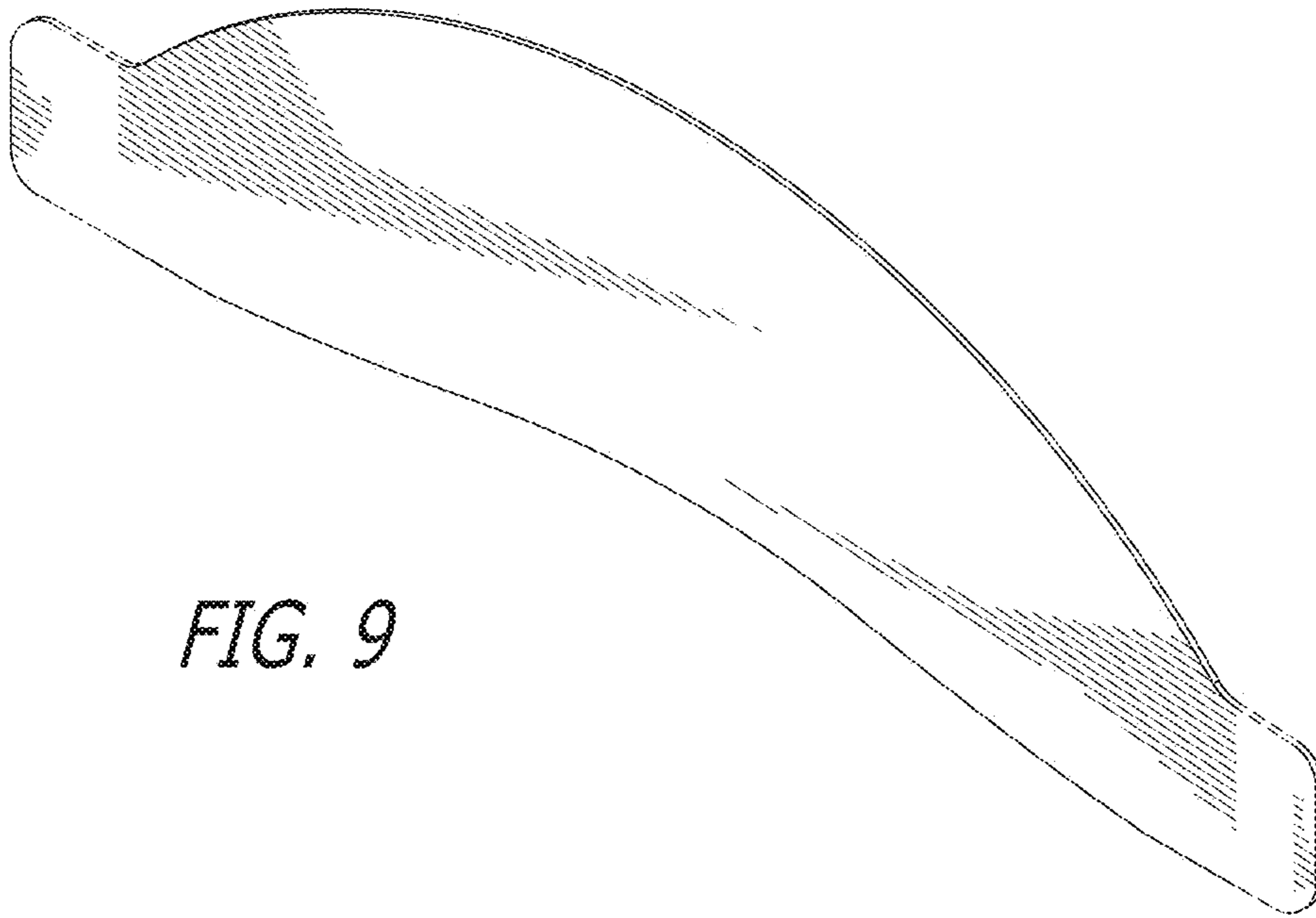
*FIG. 6*



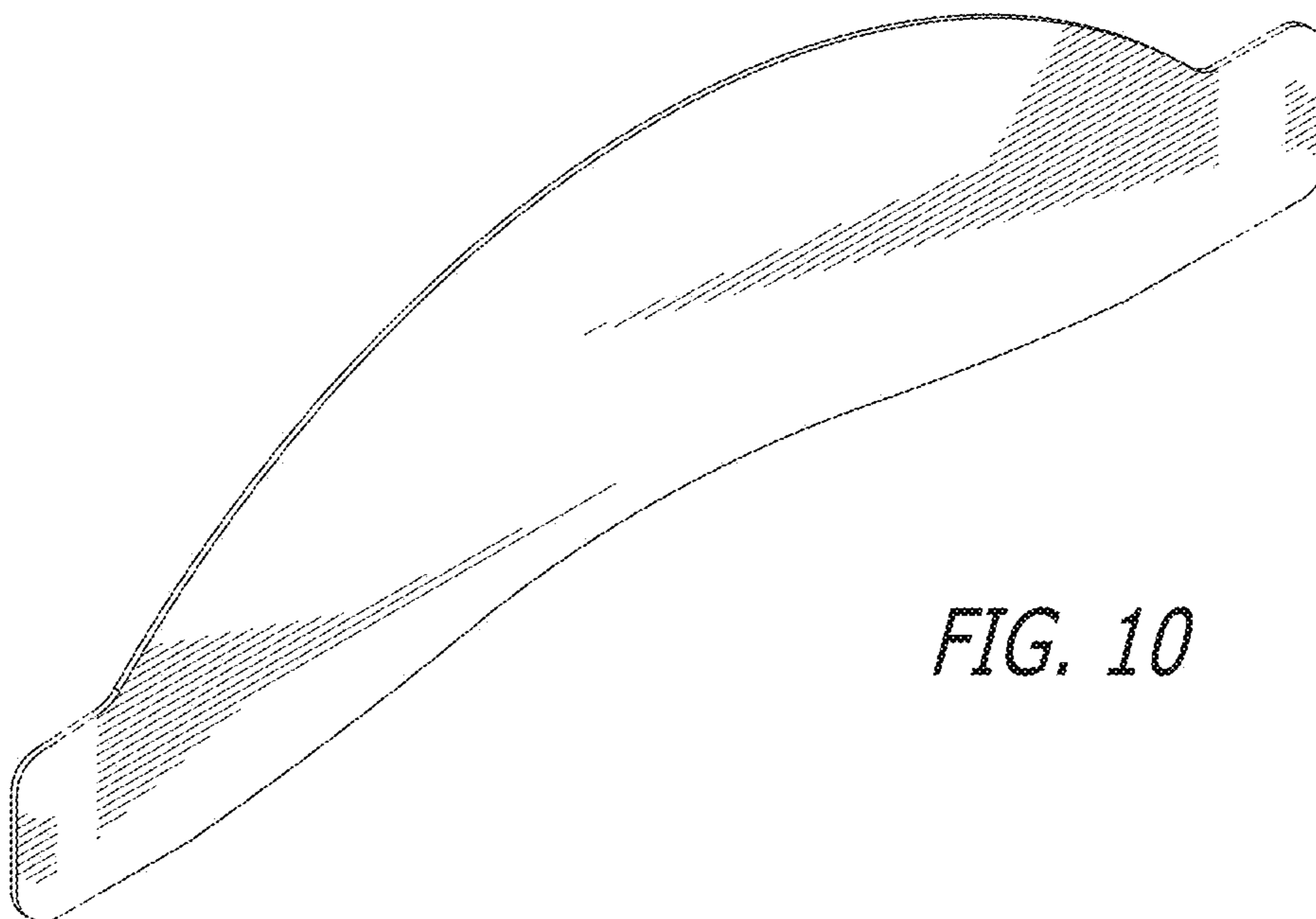
*FIG. 7*



*FIG. 8*



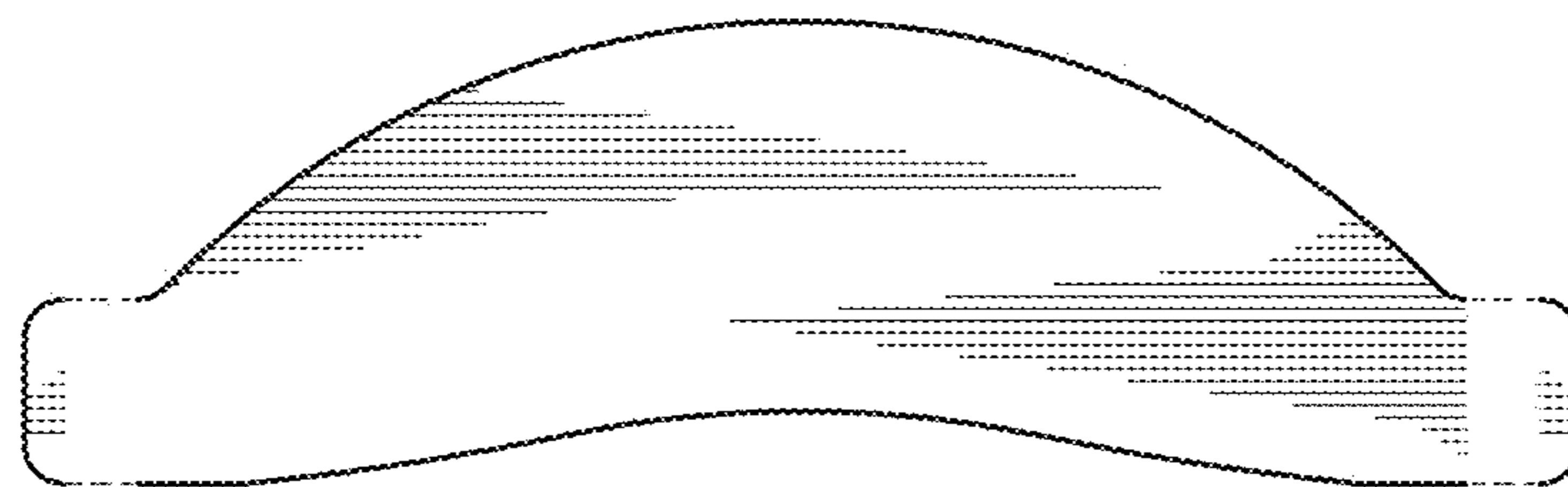
*FIG. 9*



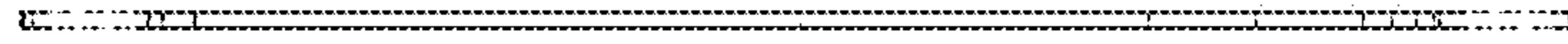
*FIG. 10*




*FIG. 11*



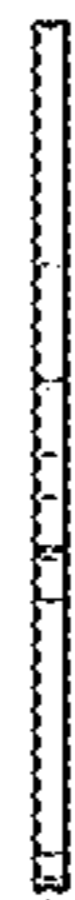
*FIG. 12*



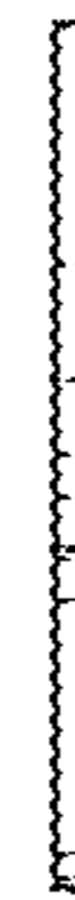
*FIG. 13*



*FIG. 14*



*FIG. 15*



*FIG. 16*