



US00D956962S

(12) **United States Design Patent** (10) **Patent No.:** **US D956,962 S**
Lyon (45) **Date of Patent:** **** Jul. 5, 2022**

(54) **SWAB**

(71) Applicant: **Illinois Tool Works Inc.**, Glenview, IL (US)

(72) Inventor: **Bradley Taylor Lyon**, Winston-Salem, NC (US)

(73) Assignee: **ILLINOIS TOOL WORKS INC.**, Glenview, IL (US)

(**) Term: **15 Years**

(21) Appl. No.: **29/699,999**

(22) Filed: **Jul. 30, 2019**

(51) **LOC (13) Cl.** **24-02**

(52) **U.S. Cl.**
USPC **D24/119**

(58) **Field of Classification Search**
USPC D24/112, 127, 130, 114, 186, 119, 133,
D24/137, 138, 140, 141, 223, 224, 228;
D8/315, 316; D28/7
CPC .. A61F 11/006; A61F 13/38; A61B 2017/246;
A61M 2210/0662
See application file for complete search history.

(56) **References Cited**

U.S. PATENT DOCUMENTS

- 2,546,761 A * 3/1951 Loftus A61N 5/1014
600/7
- 3,194,237 A * 7/1965 Rubin A61J 1/2089
604/46
- 3,443,562 A * 5/1969 Gustafson A61F 13/385
604/1

(Continued)

OTHER PUBLICATIONS

Texwipe, Low TOC Alpha® Swabs, accessed from the internet on Jun. 19, 2019, 2 pages.

Primary Examiner — T Chase Nelson

Assistant Examiner — Kelly L Gross

(74) *Attorney, Agent, or Firm* — McAndrews Held & Malloy, Ltd.

(57) **CLAIM**

The ornamental design for a swab, as shown and described.

DESCRIPTION

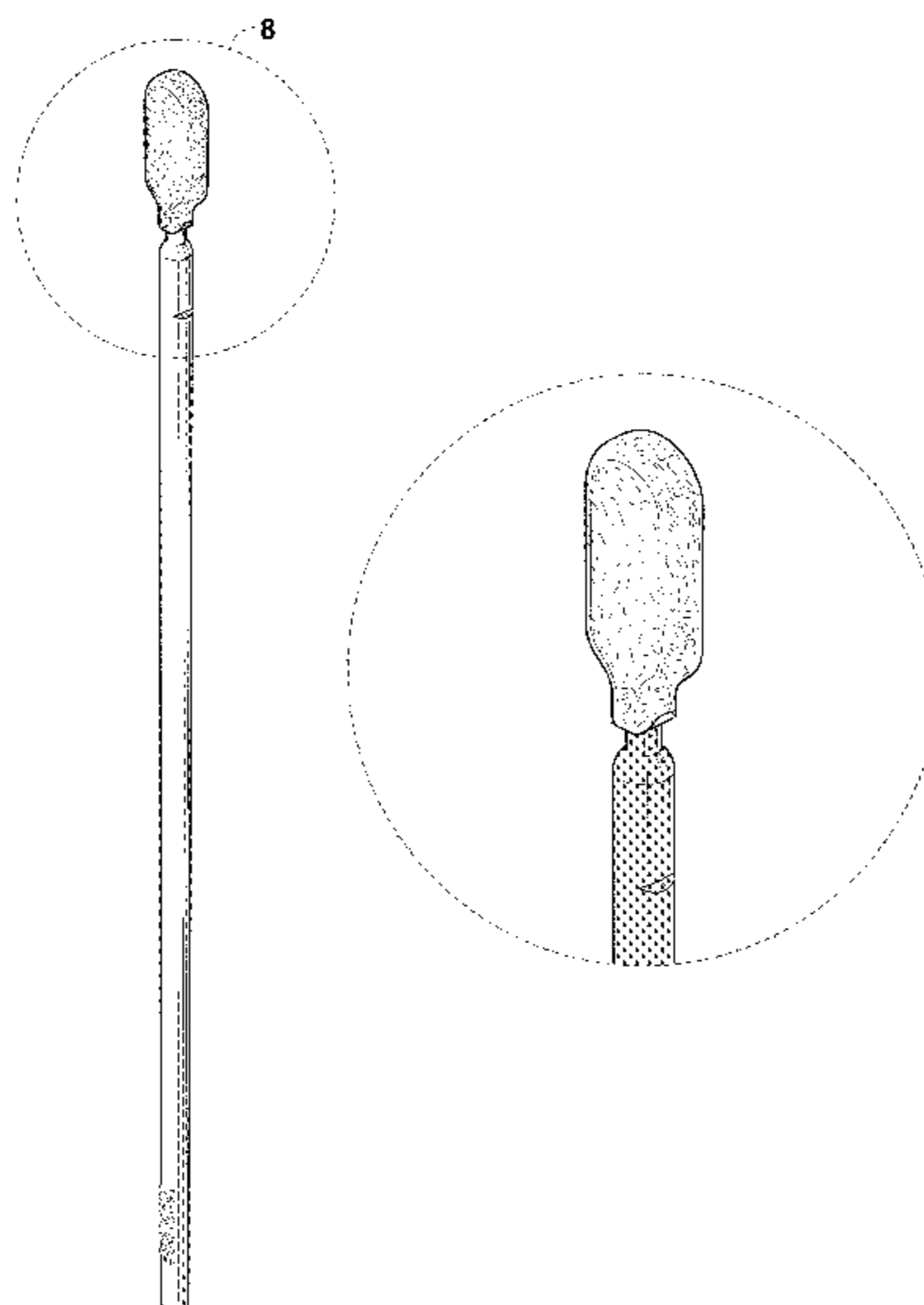
The patent file contains at least one drawing executed in color. Copies of this patent with color drawings will be provided by the Office upon request and payment of the necessary fee.

FIG. 1 is a front perspective view of a swab showing my new design according to a first embodiment;
FIG. 2 is a front elevation view thereof;
FIG. 3 is a rear elevation view thereof;
FIG. 4 is a left side elevation view thereof;
FIG. 5 is a right side elevation view thereof;
FIG. 6 is a top plan view thereof;
FIG. 7 is a bottom plan view thereof;
FIG. 8 is an enlarged view of the portion 8 encircled in FIG. 1;

FIG. 9 is a front perspective view of a swab showing my new design according to a second embodiment;
FIG. 10 is a front elevation view thereof;
FIG. 11 is a rear elevation view thereof;
FIG. 12 is a left side elevation view thereof;
FIG. 13 is a right side elevation view thereof;
FIG. 14 is a top plan view thereof;
FIG. 15 is a bottom plan view thereof; and,
FIG. 16 is an enlarged view of the portion 16 encircled in FIG. 9.

The dashed broken lines in the drawings illustrate portions of the swab that form no part of the claimed design. The dot-dash broken lines in the drawings encircling portions of the claimed design that are illustrated in enlargements form no part of the claimed design.

1 Claim, 10 Drawing Sheets
(5 of 10 Drawing Sheet(s) Filed in Color)



(56)

References Cited

U.S. PATENT DOCUMENTS

4,600,008 A * 7/1986 Schmidt A61F 9/00709
600/569
D286,438 S * 10/1986 Lichtman D24/119
4,740,194 A * 4/1988 Barabino A61F 13/38
401/132
4,770,853 A * 9/1988 Bernstein G01N 33/5302
422/413
4,772,260 A * 9/1988 Heyden A61M 25/0068
604/103.03
D302,338 S * 7/1989 Philippi D24/119
D328,366 S * 7/1992 Villani D28/7
D375,595 S * 11/1996 Shumway D32/35
D379,508 S * 5/1997 Hudson D24/119
D388,519 S * 12/1997 Skiffington D24/223
D405,175 S * 2/1999 Stredic, III D24/119
D412,531 S * 8/1999 Blair D19/117
D418,246 S * 12/1999 Turri D24/119
D421,302 S * 2/2000 Korteweg D24/119
D456,078 S * 4/2002 Peterson D24/152
D468,424 S * 1/2003 Levesque D24/119
D485,615 S * 1/2004 Harris D24/119
D490,565 S * 5/2004 Ali D28/7
D506,252 S * 6/2005 Harris D24/119
D517,208 S * 3/2006 Evans-Gorden D24/119
D541,931 S * 5/2007 Tsauro D24/119
D545,430 S * 6/2007 Tsauro D24/119
D567,367 S * 4/2008 Mongeon D24/112
D573,753 S * 7/2008 Tsauro D28/7
D584,813 S * 1/2009 Watanabe D24/119
D585,998 S * 2/2009 Anderson D24/216
D588,270 S * 3/2009 Hickok D24/144
D588,747 S * 3/2009 Wittke-Kothe D24/149
D589,620 S * 3/2009 Hickok D24/144
D612,049 S * 3/2010 Baynham D24/146
D614,292 S * 4/2010 Anderson D24/119
D624,755 S * 10/2010 Luis D4/111
D628,708 S * 12/2010 Anderson D24/216
D631,957 S * 2/2011 Perez A61F 11/006
D24/119

D656,609 S * 3/2012 Perez A61F 11/006
D24/119
D710,499 S * 8/2014 Kawamura D24/130
D730,519 S * 5/2015 Arnett D24/146
D741,068 S * 10/2015 Frazier A61F 13/38
D4/114
9,233,027 B1 * 1/2016 Jackson A61F 11/006
9,278,030 B2 * 3/2016 Olson A61F 11/006
D757,938 S * 5/2016 Jackson D24/151
D766,187 S * 9/2016 Nasu D13/154
D766,188 S * 9/2016 Nasu D13/154
D770,986 S * 11/2016 Nasu D13/154
D772,408 S * 11/2016 Alexander D24/135
9,498,383 B2 * 11/2016 Edme A61F 13/38
D787,743 S * 5/2017 Rosenthal D28/7
D788,908 S * 6/2017 Abusaif G01N 33/5302
D24/112
D792,589 S * 7/2017 Alexander D24/135
D804,665 S * 12/2017 Alexander D24/137
D806,237 S * 12/2017 Essler A61F 9/00709
D24/119
D807,580 S * 1/2018 Nagata D28/7
D809,198 S * 1/2018 Zhang D28/7
D825,855 S * 8/2018 Keita D28/57
D834,215 S * 11/2018 D'Aoust D24/216
D844,133 S * 3/2019 Choi D24/130
10,449,092 B2 * 10/2019 Shuman A61F 11/006
D865,957 S * 11/2019 Alexander D24/135
D878,579 S * 3/2020 Sato D24/138
D878,580 S * 3/2020 Sato D24/138
10,639,214 B1 * 5/2020 Britvan A61F 13/38
10,792,403 B2 * 10/2020 Benedict A61M 35/003
D907,770 S * 1/2021 Norenstam D24/145
D913,699 S * 3/2021 Hurtado D4/120
D914,203 S * 3/2021 Aagaard D24/119
D917,715 S * 4/2021 Nemeth D24/216
10,966,502 B2 * 4/2021 Licht A45D 34/041
D928,309 S * 8/2021 Aagaard A61M 35/003
D24/119
11,090,193 B2 * 8/2021 Belmkaddem A61F 11/006
2010/0249752 A1 * 9/2010 Tanghoej A61M 25/1025
604/514

* cited by examiner

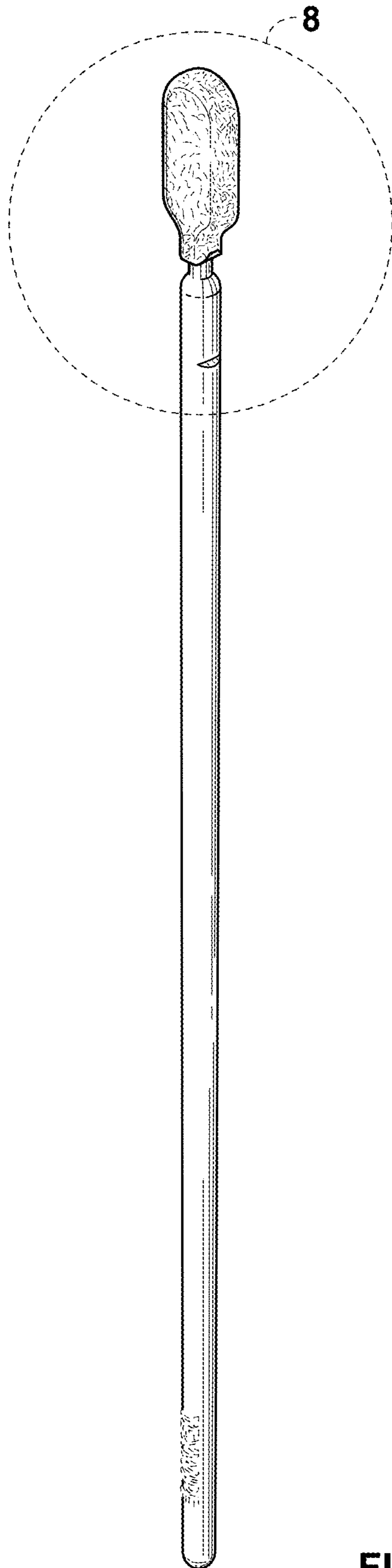


FIG. 1

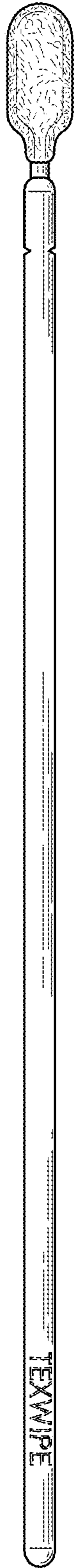


FIG. 2




FIG. 3



FIG. 4




FIG. 5



FIG. 6



FIG. 7

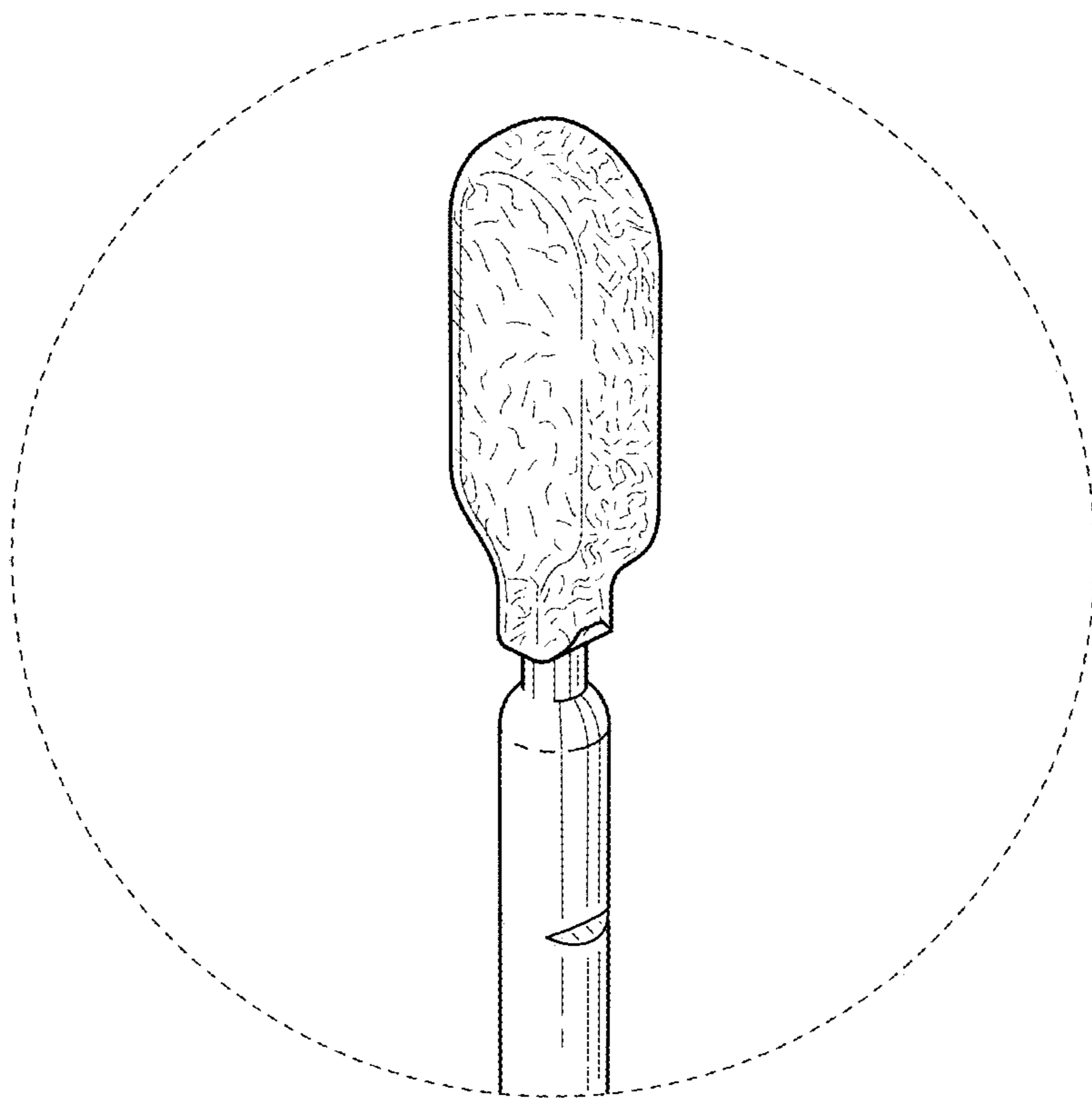


FIG. 8

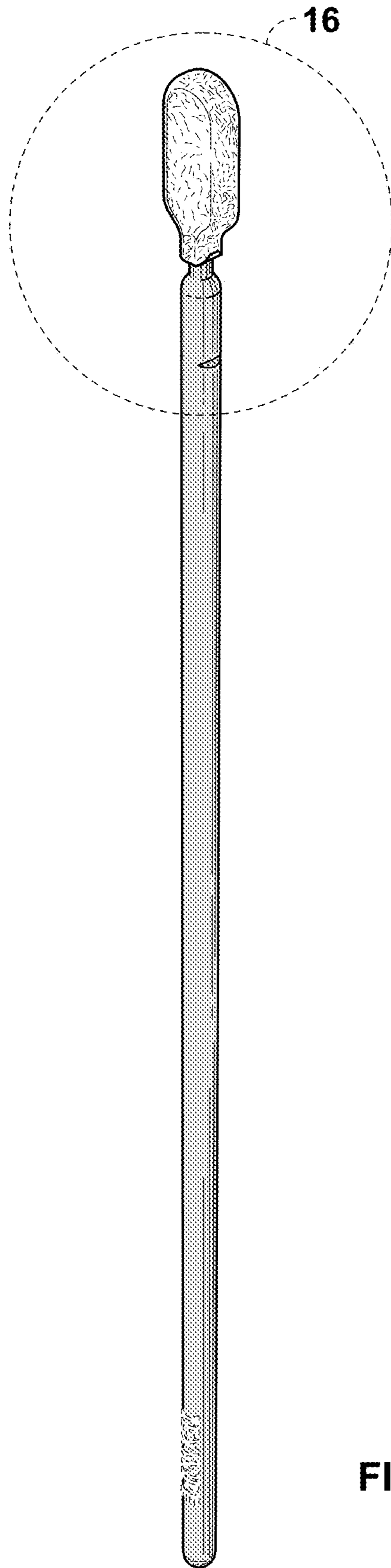


FIG. 9

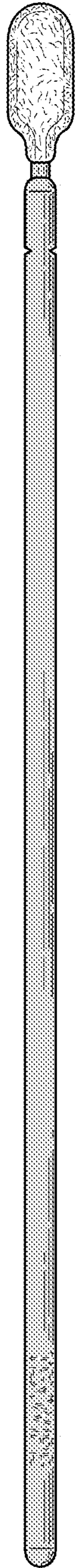


FIG. 10

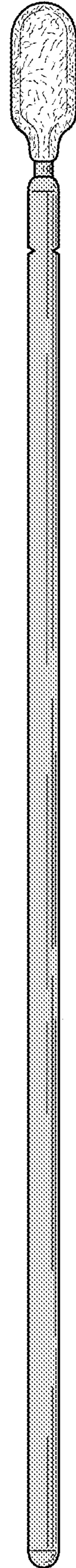


FIG. 11

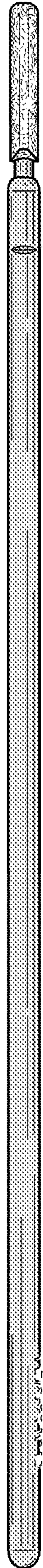


FIG. 12




FIG. 13



FIG. 14



FIG. 15

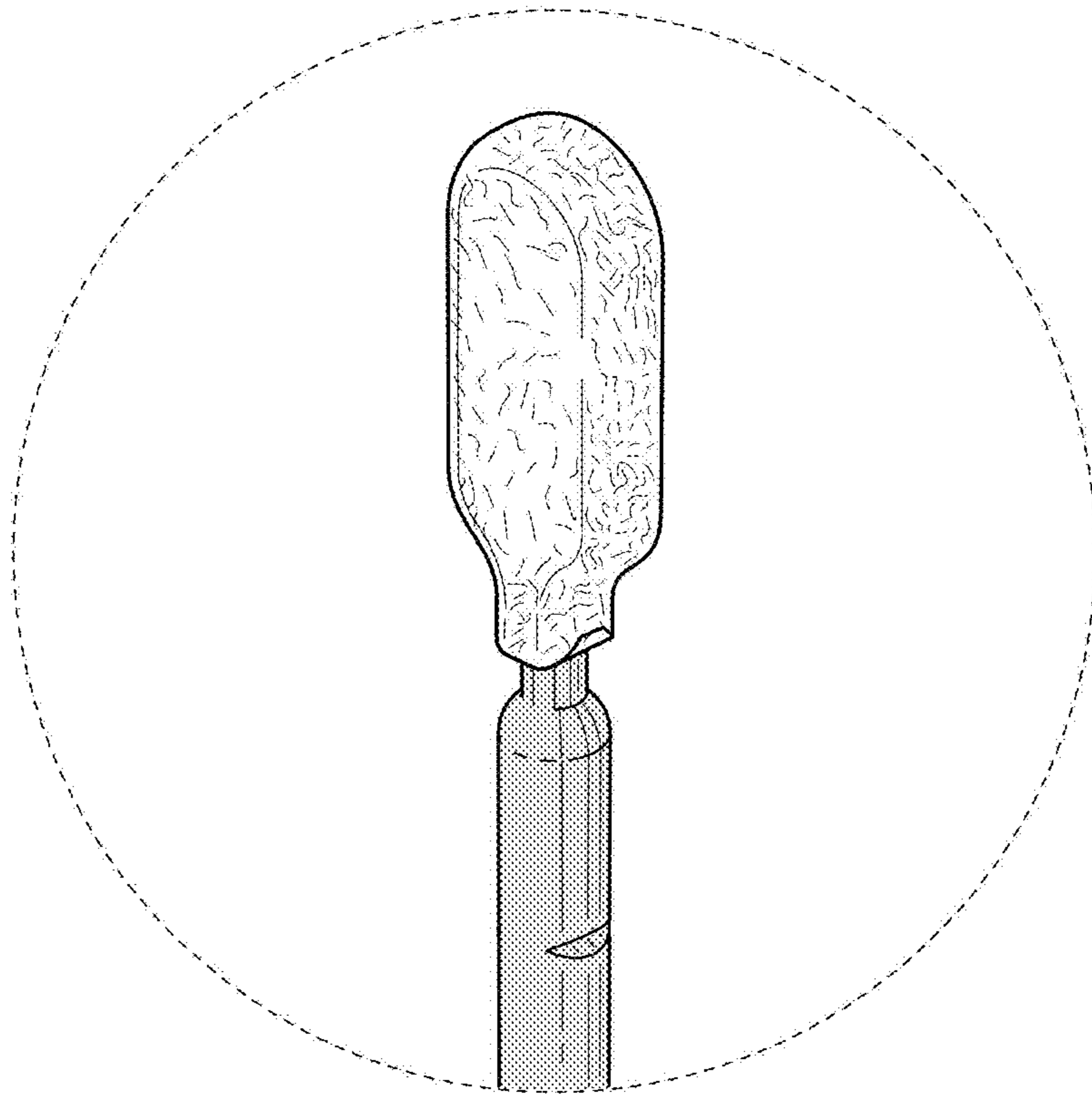


FIG. 16