



US00D956960S

(12) **United States Design Patent** (10) **Patent No.:** **US D956,960 S**  
**Petersen et al.** (45) **Date of Patent:** **\*\* Jul. 5, 2022**

(54) **AUTOINJECTOR**

(71) Applicant: **Phillips-Medisize A/S**, Struer (DK)  
(72) Inventors: **Carsten Petersen**, Højbjerg (DK); **Emil Wegger Jensen**, Viby J (DK); **Troels Rask Pedersen**, Egå (DK)

(73) Assignee: **Phillips-Medisize A/S**, Struer (DK)

(\*\*) Term: **15 Years**

(21) Appl. No.: **29/753,847**

(22) Filed: **Oct. 2, 2020**

(51) **LOC (13) Cl.** ..... **24-02**

(52) **U.S. Cl.**  
USPC ..... **D24/113**

(58) **Field of Classification Search**  
USPC ..... D24/112–114, 133, 186, 127–131, 144;  
D19/115–123, 177, 193  
CPC ..... A61M 5/3156; A61M 5/31591; A61M  
5/3155; A61M 5/3157; A61M 5/24;  
A61M 5/31501; A61M 5/31551; A61M  
5/31585

See application file for complete search history.

(56) **References Cited**

**U.S. PATENT DOCUMENTS**

D697,205 S \* 1/2014 Schneider ..... D24/113  
D748,244 S \* 1/2016 Petersen ..... D24/113  
D757,254 S \* 5/2016 Wohlfahrt ..... D24/113  
D757,255 S \* 5/2016 Wohlfahrt ..... D24/113  
D765,833 S \* 9/2016 Geert-Jensen ..... D24/112  
D773,648 S \* 12/2016 Wohlfahrt ..... D24/113

(Continued)

**FOREIGN PATENT DOCUMENTS**

GB 6044225 \* 9/2018  
WO 2020/070326 A1 4/2020

(Continued)

**OTHER PUBLICATIONS**

“BD launches two-step disposable autoinjector”, Biospectrum, [Post Date: Oct. 21, 2019], [Site seen Feb. 8, 2022], Seen at URL: <https://www.biospectrumasia.com/news/28/14723/bd-launches-two-step-disposable-autoinjector.html> (Year: 2019).\*

(Continued)

*Primary Examiner* — Natasha Vujcic  
*Assistant Examiner* — Gilbert B Ford

(74) *Attorney, Agent, or Firm* — Banner & Witcoff, Ltd.

(57) **CLAIM**


The ornamental design for an autoinjector, as shown and described.

**DESCRIPTION**

FIG. 1 is a front perspective view of an autoinjector showing our new design;  
FIG. 2 is a rear perspective view thereof;  
FIG. 3 is a front view thereof;  
FIG. 4 is a rear view thereof;  
FIG. 5 is a right side view thereof;  
FIG. 6 is a left side view thereof;  
FIG. 7 is a top view thereof;  
FIG. 8 is a bottom view thereof;  
FIG. 9 is a front perspective view of a second embodiment of an autoinjector showing our new design;  
FIG. 10 is a rear perspective view thereof;  
FIG. 11 is a front view thereof;  
FIG. 12 is a rear view thereof;  
FIG. 13 is a right side view thereof;  
FIG. 14 is a left side view thereof;  
FIG. 15 is a top view thereof; and,  
FIG. 16 is a bottom view thereof.

The broken lines immediately adjacent to the shaded areas represent the bounds of the claimed design and form no part thereof. The broken lines depicting the remainder of the autoinjector form no part of the claimed design.

**1 Claim, 8 Drawing Sheets**



(56)

References Cited

U.S. PATENT DOCUMENTS

D773,649 S \* 12/2016 Wohlfahrt ..... D24/113  
 D789,528 S \* 6/2017 Wohlfahrt ..... D24/130  
 10,117,996 B2 \* 11/2018 Stefansen ..... A61M 5/31536  
 D857,192 S \* 8/2019 Burkett ..... D24/112  
 D863,549 S \* 10/2019 Jansen ..... D24/113  
 D878,566 S \* 3/2020 Jansen ..... D24/113  
 D908,867 S \* 1/2021 Nicholas ..... D24/113  
 11,107,369 B2 \* 8/2021 Chang ..... G09B 23/285  
 D934,413 S \* 10/2021 Nicholas ..... D24/113  
 2016/0243318 A1 \* 8/2016 Despa ..... G08B 21/18  
 2020/0276390 A1 \* 9/2020 Song ..... A61M 5/31571

FOREIGN PATENT DOCUMENTS

WO 2020/070327 A1 4/2020  
 WO 2020/070328 A1 4/2020  
 WO D215207-010 \* 10/2021  
 WO D215207-017 \* 10/2021

OTHER PUBLICATIONS

Introducing Smart Autoinjector: Changing the paradigm of usability, cost & size, Indian Express Group, VIMEO, [Post Date unknown (2021)], [Site seen Feb. 8, 2022], Seen at URL: <https://vimeo.com/476272690> (Year: 2021).\*

Here today and Definitely not Gone Tomorrow: Author unknown, OnDrugDelivery.com [Post date: Oct. 4, 2021], [Site seen Feb. 8, 2022], Seen at URL: <https://ondrugdelivery.com/here-today-and-definitely-not-gone-tomorrow-why-simplicity-and-ease-of-use-are-the-key-for-a-new-generation-of-reusable-injectors/> (Year: 2021).\*

“HUMIRA Dosing Information | Injection for Plaque Psoriasis”; HUMIRA; retrieved Oct. 12, 2020; published date unknown, prior to Oct. 2, 2020; URL: <https://www.humira.com/psoriasis/humira-dosing-psoriasis>.


U.S. Appl. No. 29/753,850, filed Oct. 2, 2020.

U.S. Appl. No. 29/753,853, filed Oct. 2, 2020.

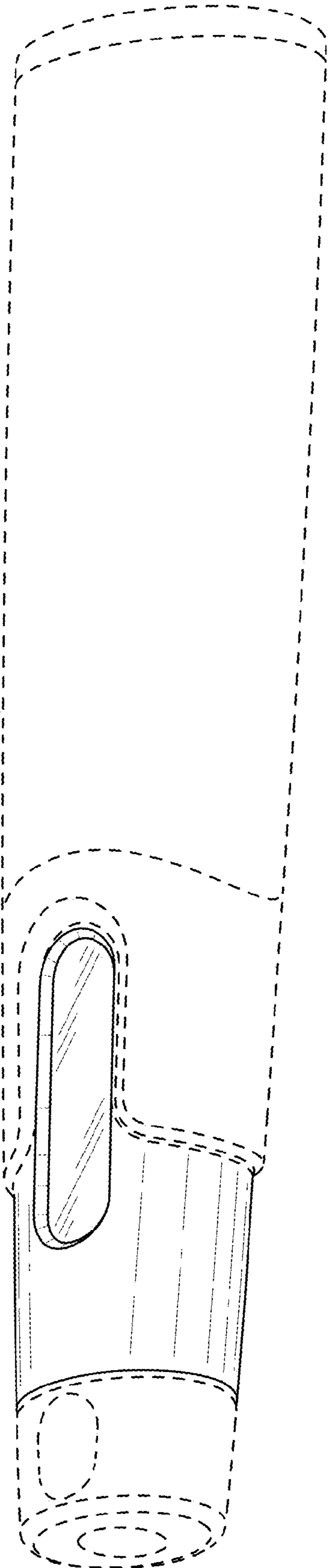
U.S. Appl. No. 29/753,858, filed Oct. 2, 2020.

U.S. Appl. No. 29/753,864, filed Oct. 2, 2020.

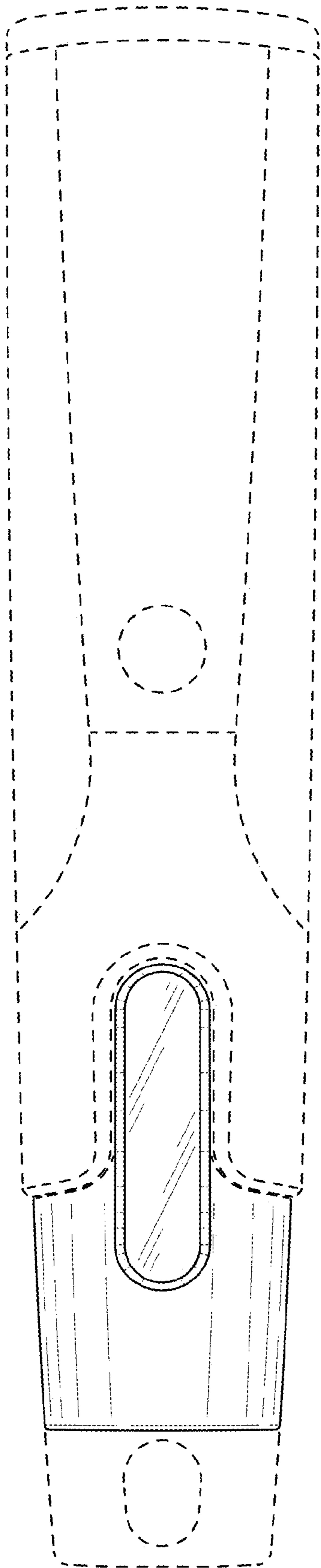
\* cited by examiner



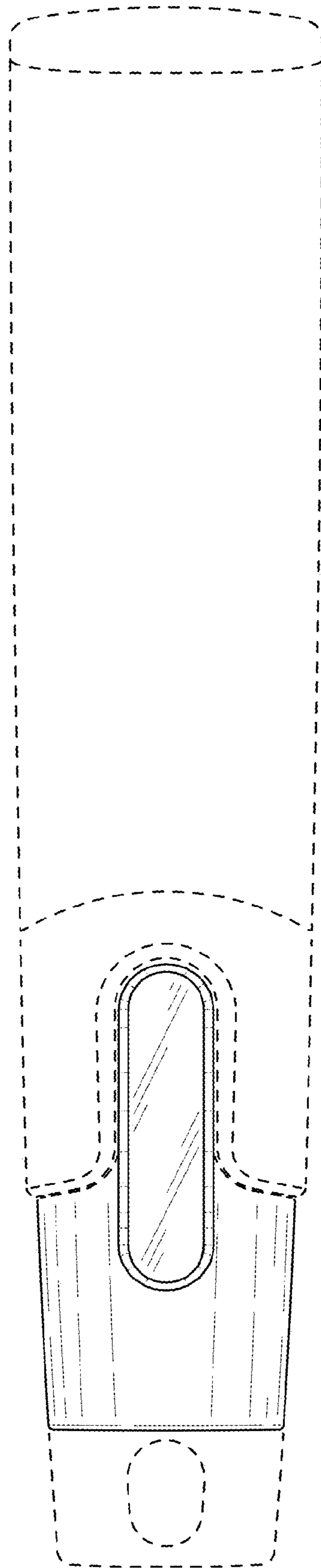
**FIG. 1**



**FIG. 2**



**FIG. 3**



**FIG. 4**

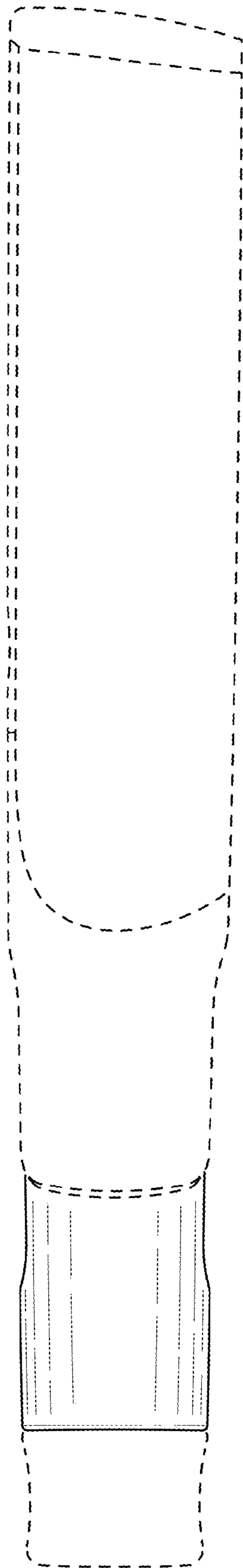


FIG. 5


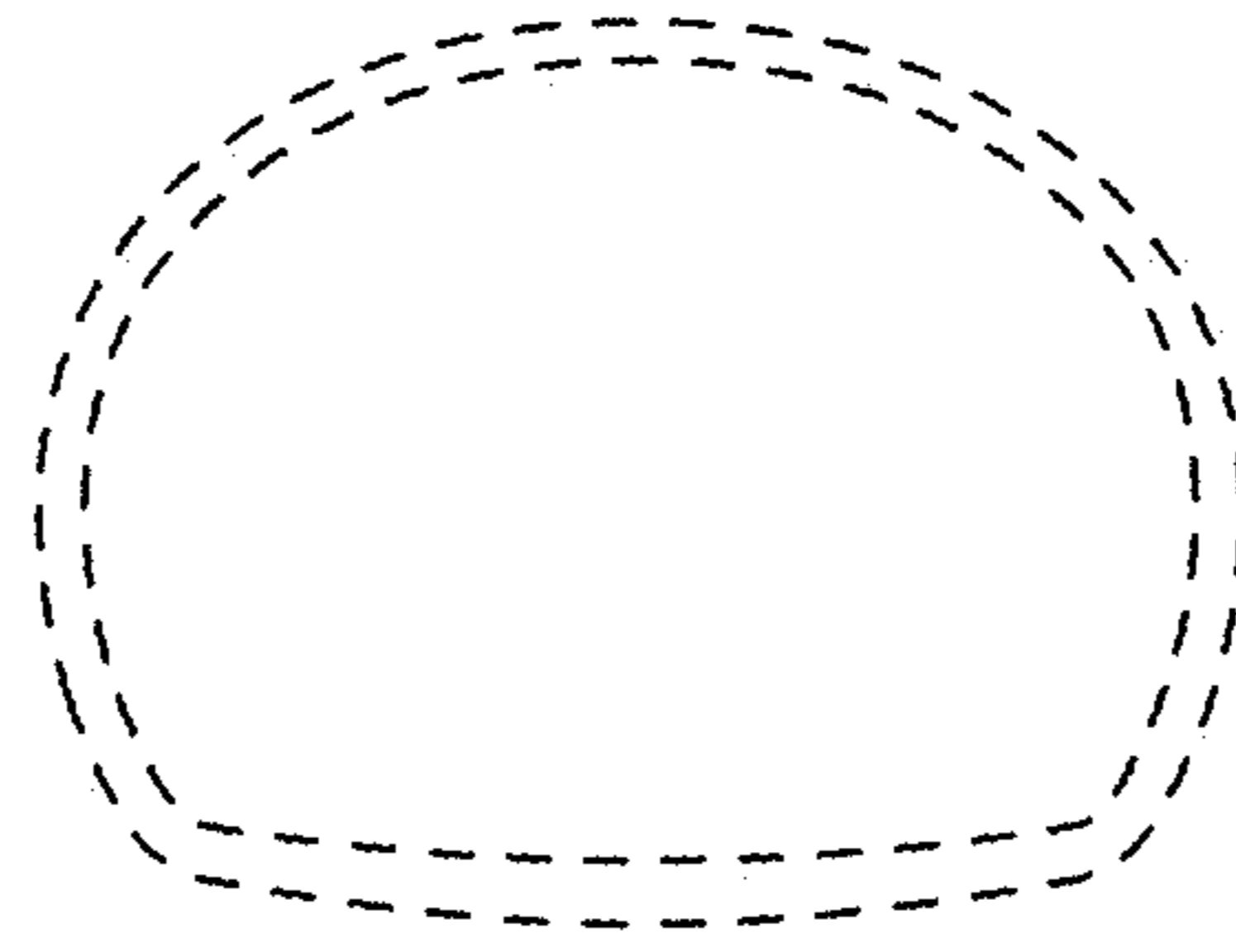
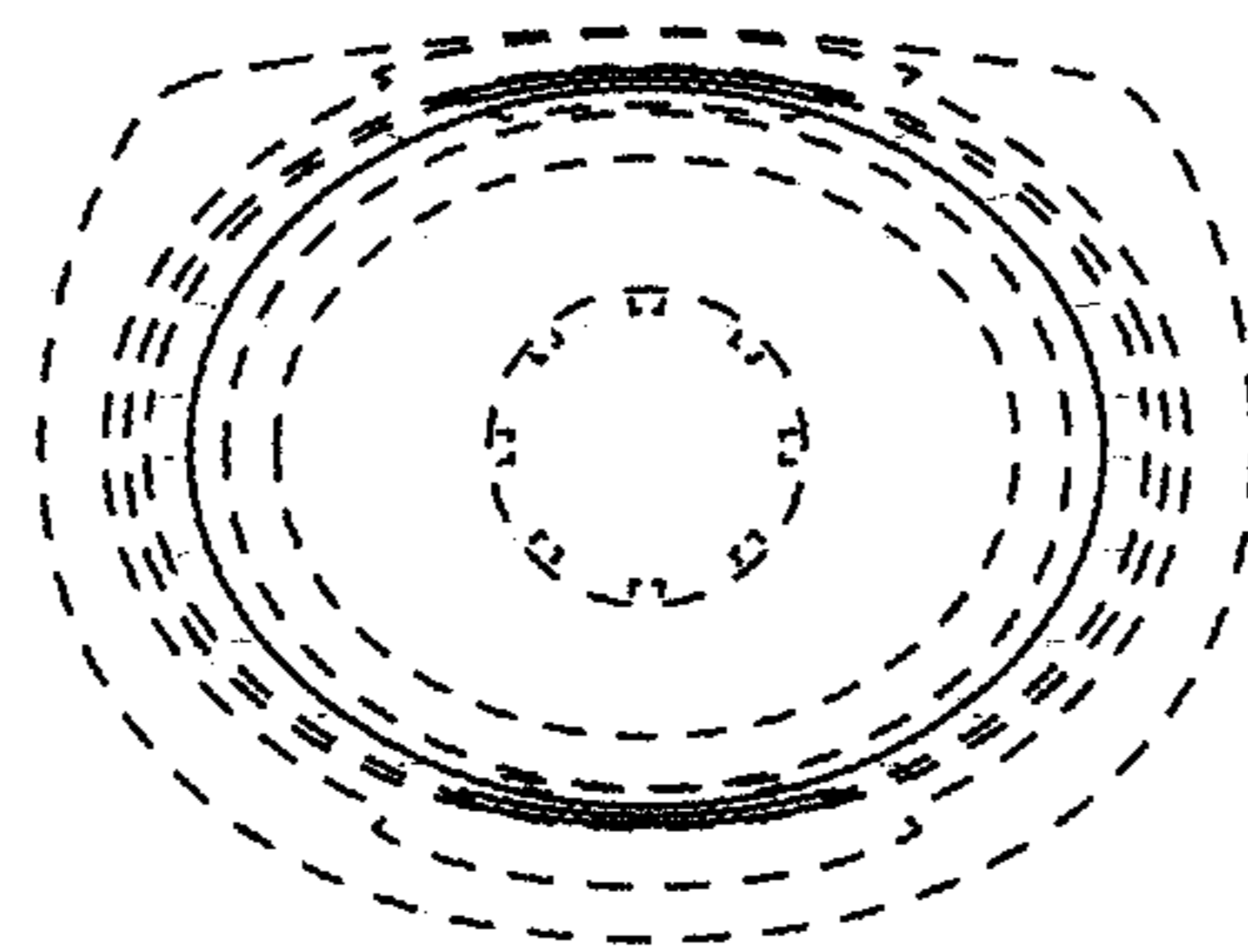


FIG. 6



**FIG. 7**



**FIG. 8**




FIG. 9

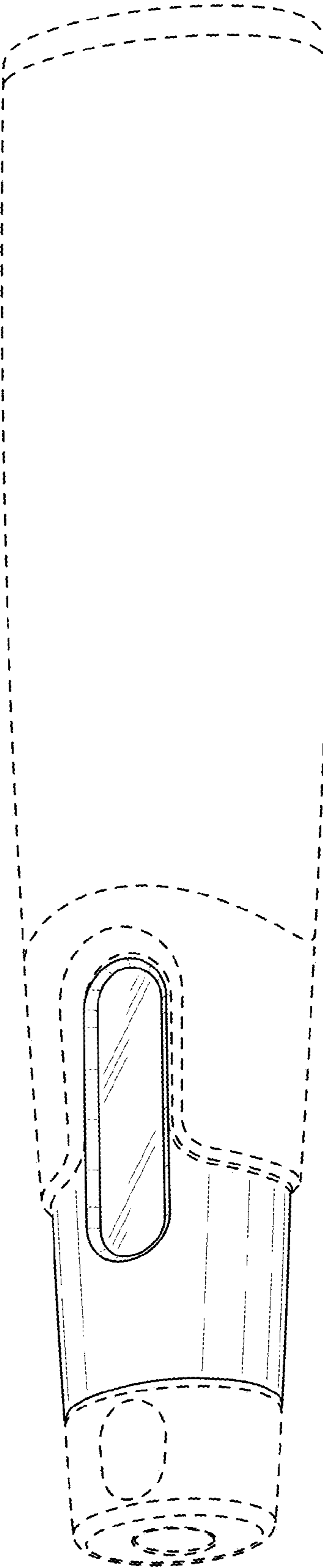


FIG. 10

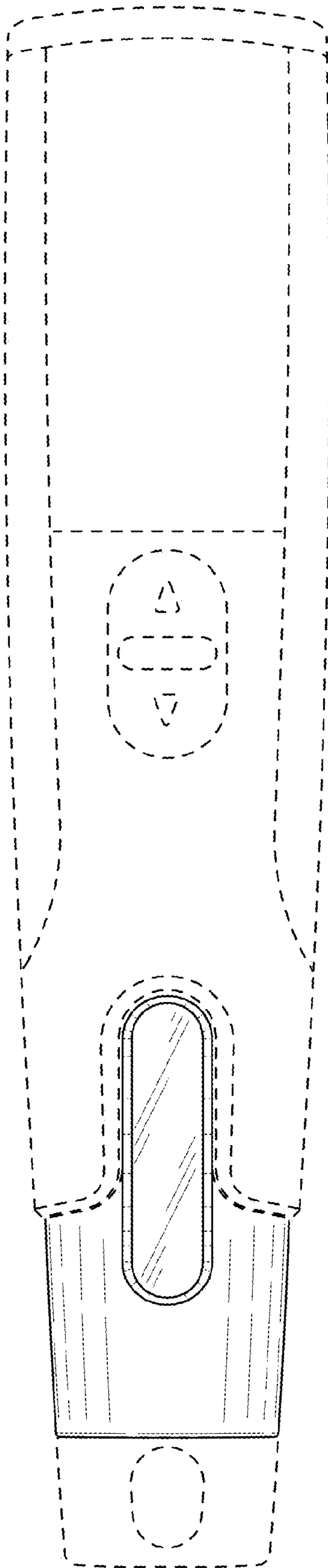


FIG. 11

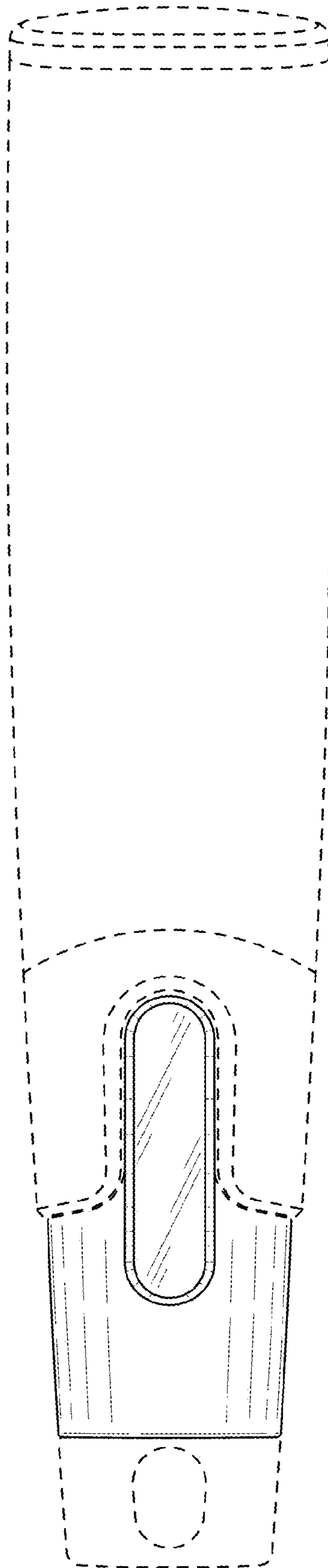


FIG. 12






FIG. 13


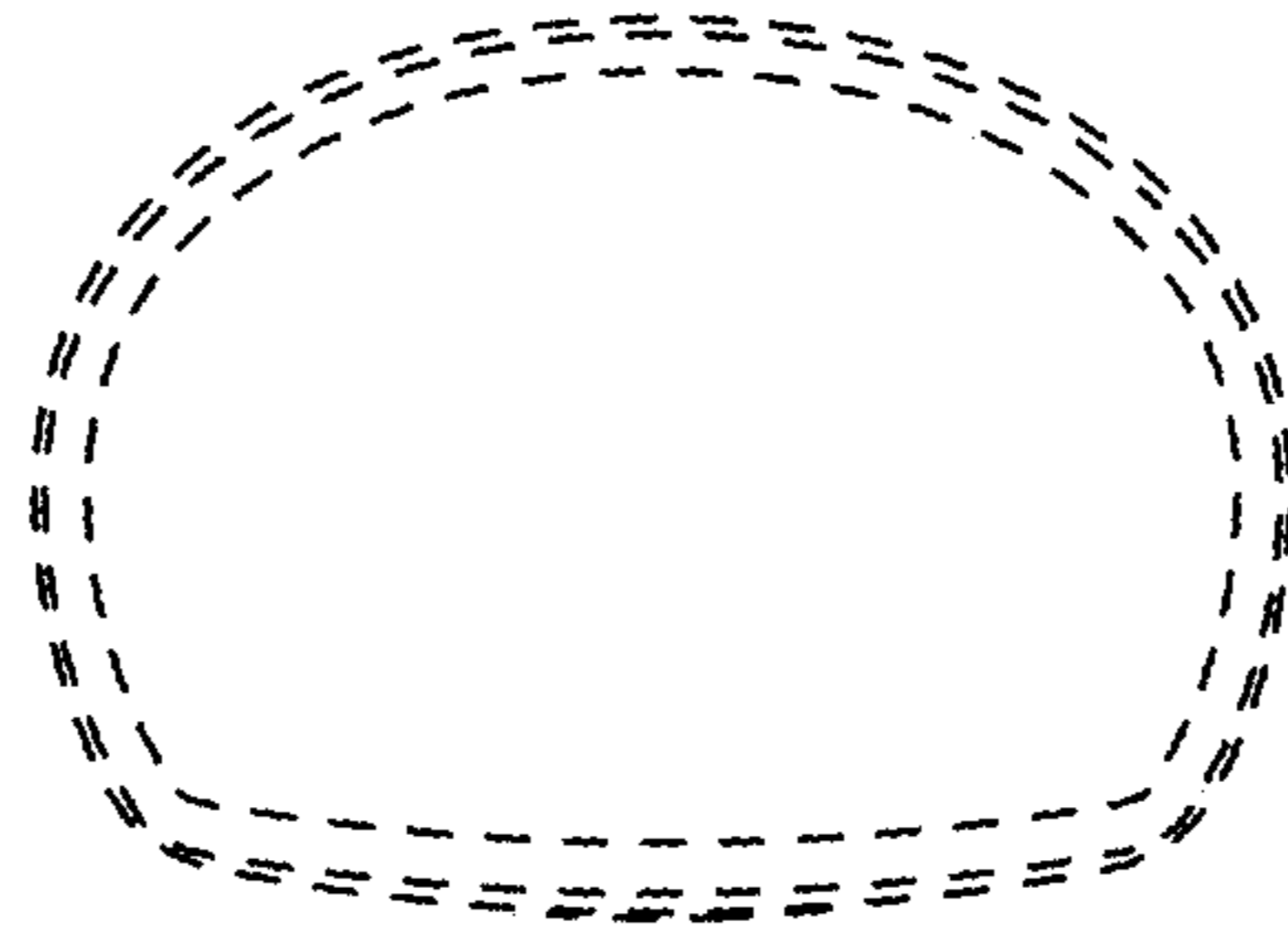
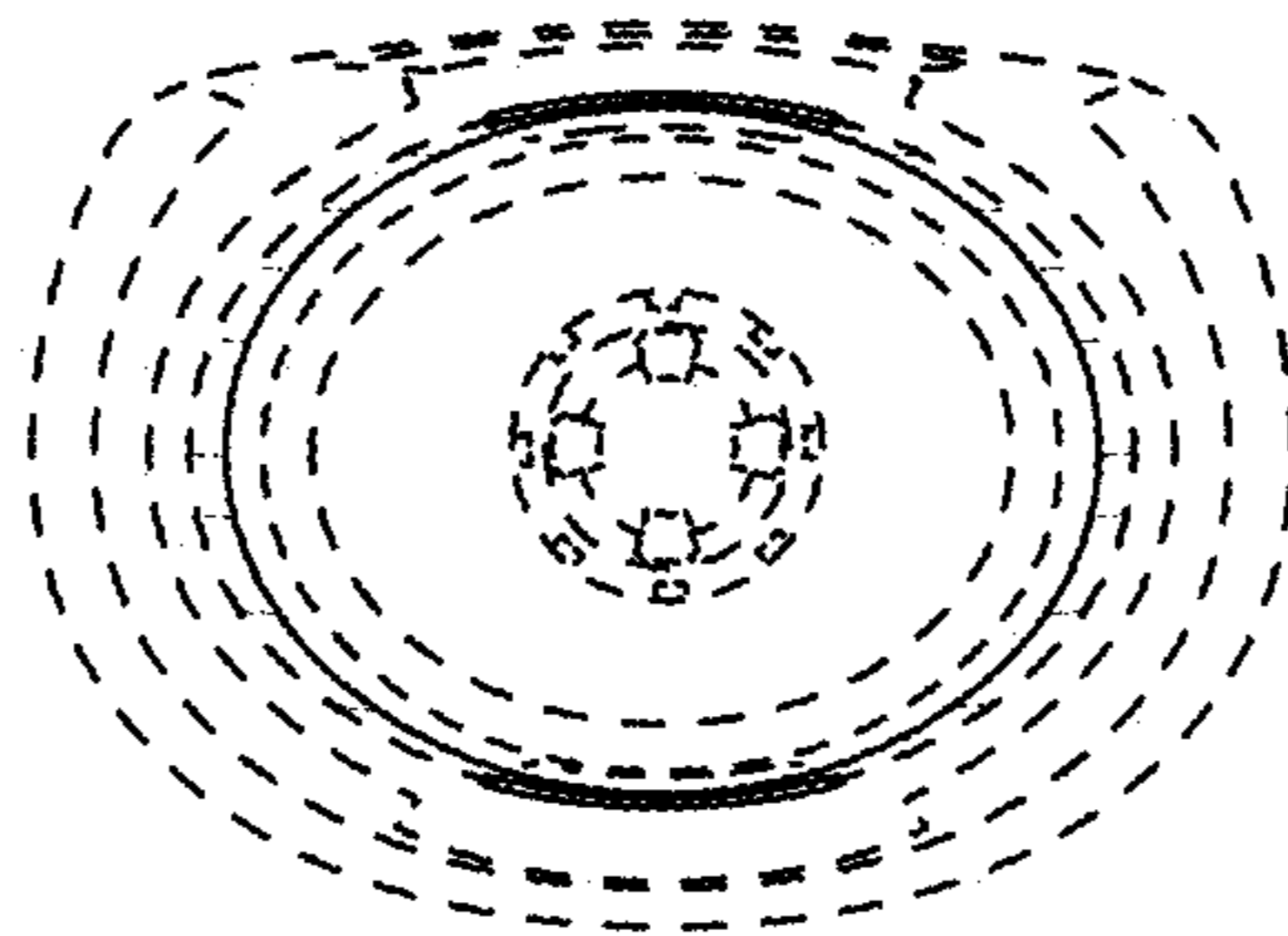


FIG. 14



**FIG. 15**



**FIG. 16**