



US00D956921S

(12) **United States Design Patent** (10) **Patent No.:** **US D956,921 S**
Soofer (45) **Date of Patent:** **** Jul. 5, 2022**

(54) **FOUNTAIN SPEAKER**
(71) Applicant: **Alpine Corporation**, Los Angeles, CA (US)
(72) Inventor: **Sohrab Robby Soofer**, Beverly Hills, CA (US)
(73) Assignee: **Alpine Corporation**, City of Industry, CA (US)

D618,212 S * 6/2010 Jiang D14/204
7,832,132 B2 * 11/2010 McLachlan G09F 9/33
40/550
D661,404 S * 6/2012 Thomason D25/16
D761,156 S * 7/2016 Thomason B44C 5/06
D11/149
D810,721 S 2/2018 Soofer
10,231,039 B2 3/2019 Soofer
(Continued)

(**) Term: **15 Years**
(21) Appl. No.: **29/746,463**

CN 203 352 491 U 12/2003
CN 203 235 612 U 10/2013
CN 209 837 796 U 12/2018

(22) Filed: **Aug. 13, 2020**
(51) **LOC (13) Cl.** **23-01**
(52) **U.S. Cl.**
USPC **D23/201; D14/207**
(58) **Field of Classification Search**
USPC D11/131, 198, 199; D14/168-172, 176,
D14/188-196, 203.1, 203.5-8, 204, 207,
D14/209.1, 216-217, 299, 496-511;
D23/201
CPC B60K 35/00; B60K 37/02; H04R 1/00;
H04R 1/02; H04R 2400/00; H05K 5/00
See application file for complete search history.

FOREIGN PATENT DOCUMENTS

OTHER PUBLICATIONS

Search Report for European Application No. 21174444.6 dated Oct. 4, 2021 (9 pages).

Primary Examiner — Karen S Acker
Assistant Examiner — Jonathan E Fiencke
(74) *Attorney, Agent, or Firm* — Payam Moradian

(57) **CLAIM**

I claim the ornamental design for a fountain speaker, as shown and described.

(56) **References Cited**

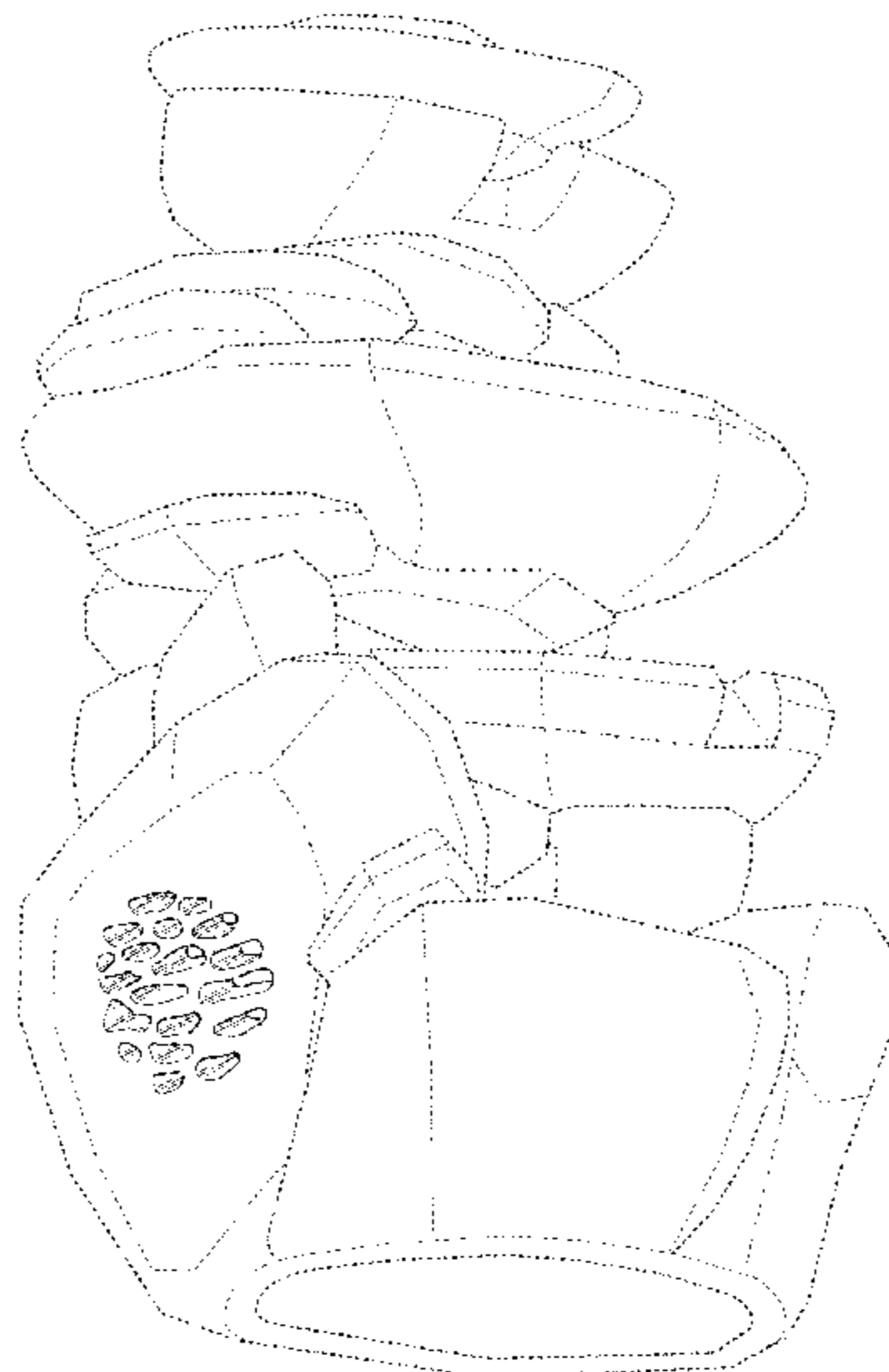
DESCRIPTION

U.S. PATENT DOCUMENTS

4,385,088 A * 5/1983 Baskin B44C 5/06
428/36.5
4,754,852 A * 7/1988 Mule H04R 1/02
181/149
5,234,728 A 8/1993 Chiang et al.
D346,407 S * 4/1994 Herbert G09F 9/33
D21/483
6,206,298 B1 3/2001 Ting
D462,297 S * 9/2002 Rollins D11/149
D493,589 S * 7/2004 Porteous D32/35
D502,281 S * 2/2005 Krause H04R 1/02
D26/94
D568,289 S * 5/2008 Solland D14/207

FIG. 1 is a perspective view of a fountain speaker, showing my new design;
FIG. 2 is a front side view thereof;
FIG. 3 is a rear side view thereof;
FIG. 4 is a left side view thereof;
FIG. 5 is a right side view thereof;
FIG. 6 is a top plan view thereof; and,
FIG. 7 is a bottom plan view thereof.
The broken lines and areas adjacent to solid lines depict portions of the fountain speaker that form no part of the claimed design.

1 Claim, 6 Drawing Sheets



(56)

References Cited

U.S. PATENT DOCUMENTS

D897,989	S	10/2020	Soofer	
2007/0053174	A1	3/2007	Lin	
2007/0084945	A1	4/2007	Wei	
2015/0231661	A1	8/2015	Lee et al.	
2016/0212514	A1	7/2016	Lee	
2017/0230739	A1	8/2017	Soofer	
2018/0367876	A1*	12/2018	Story, III F21V 33/0056

* cited by examiner

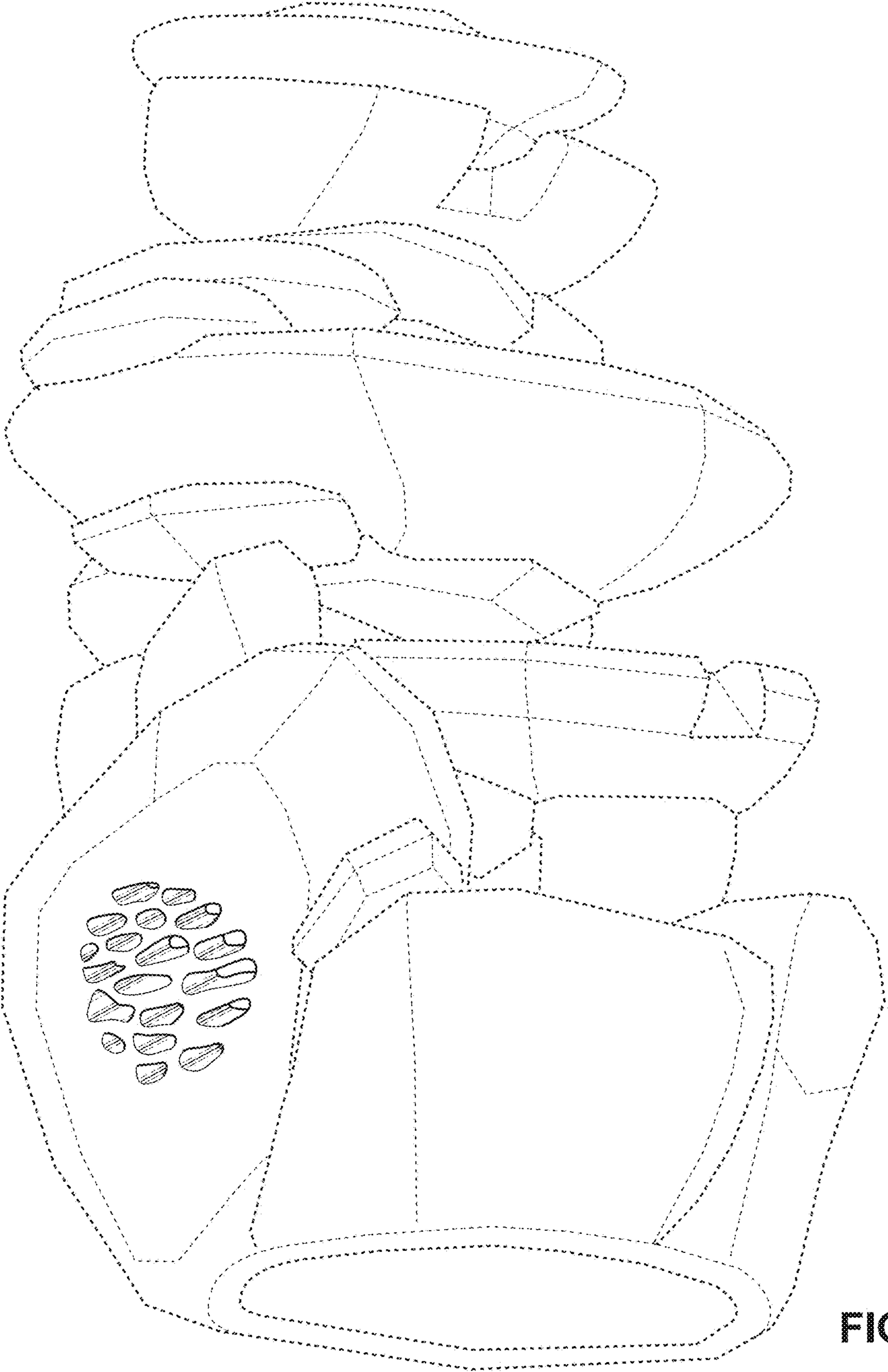


FIG. 1

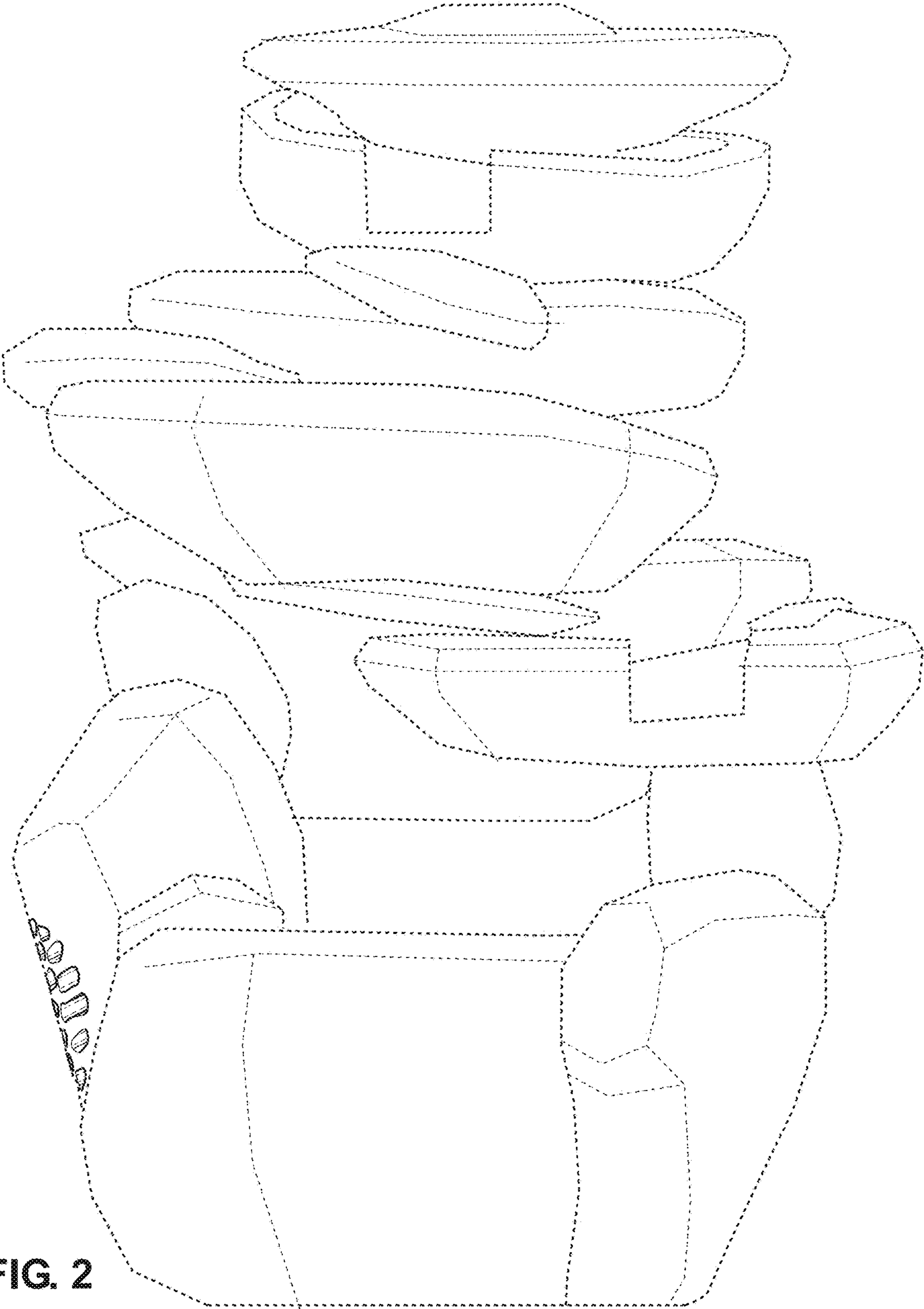


FIG. 2

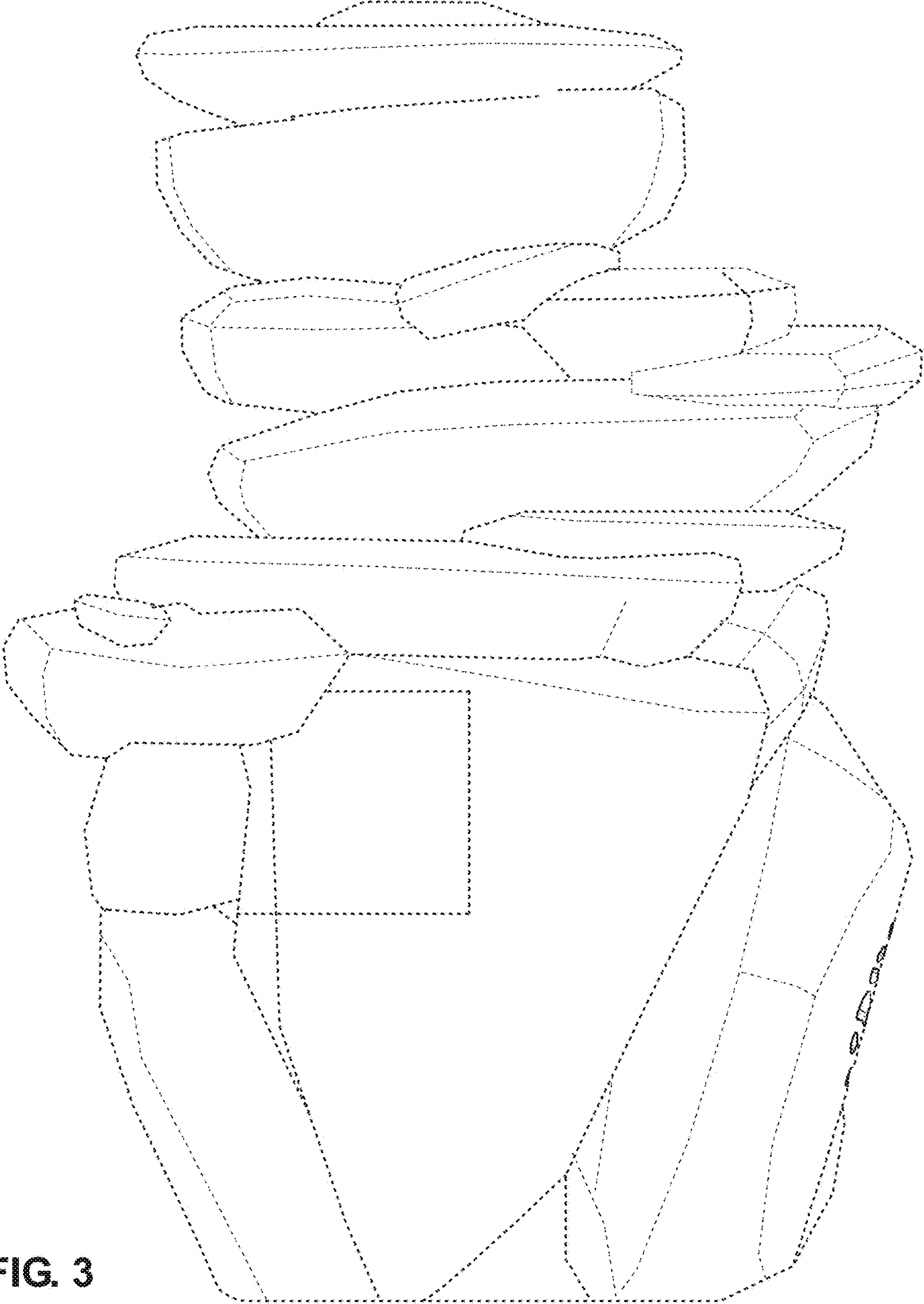


FIG. 3




FIG. 4

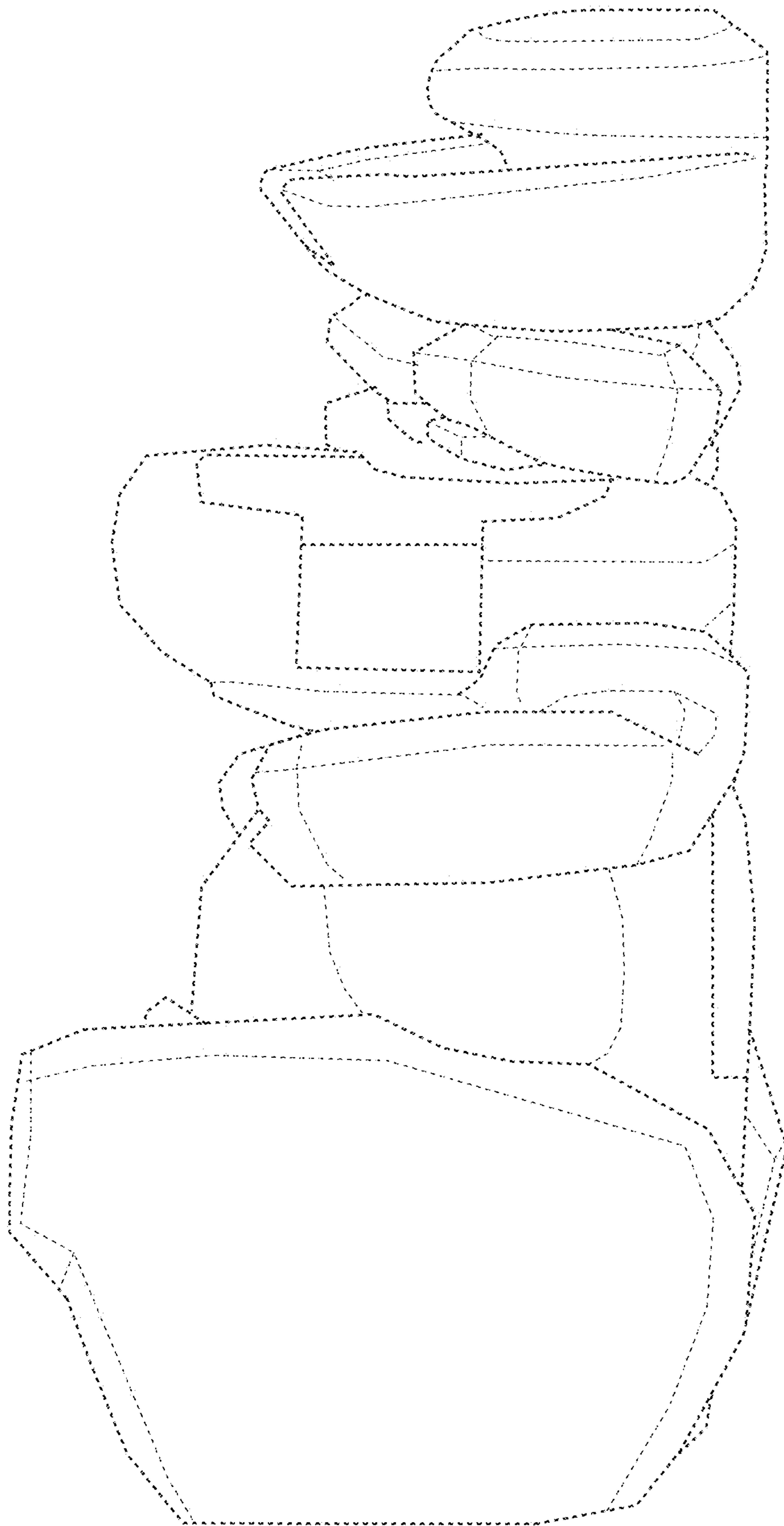


FIG. 5

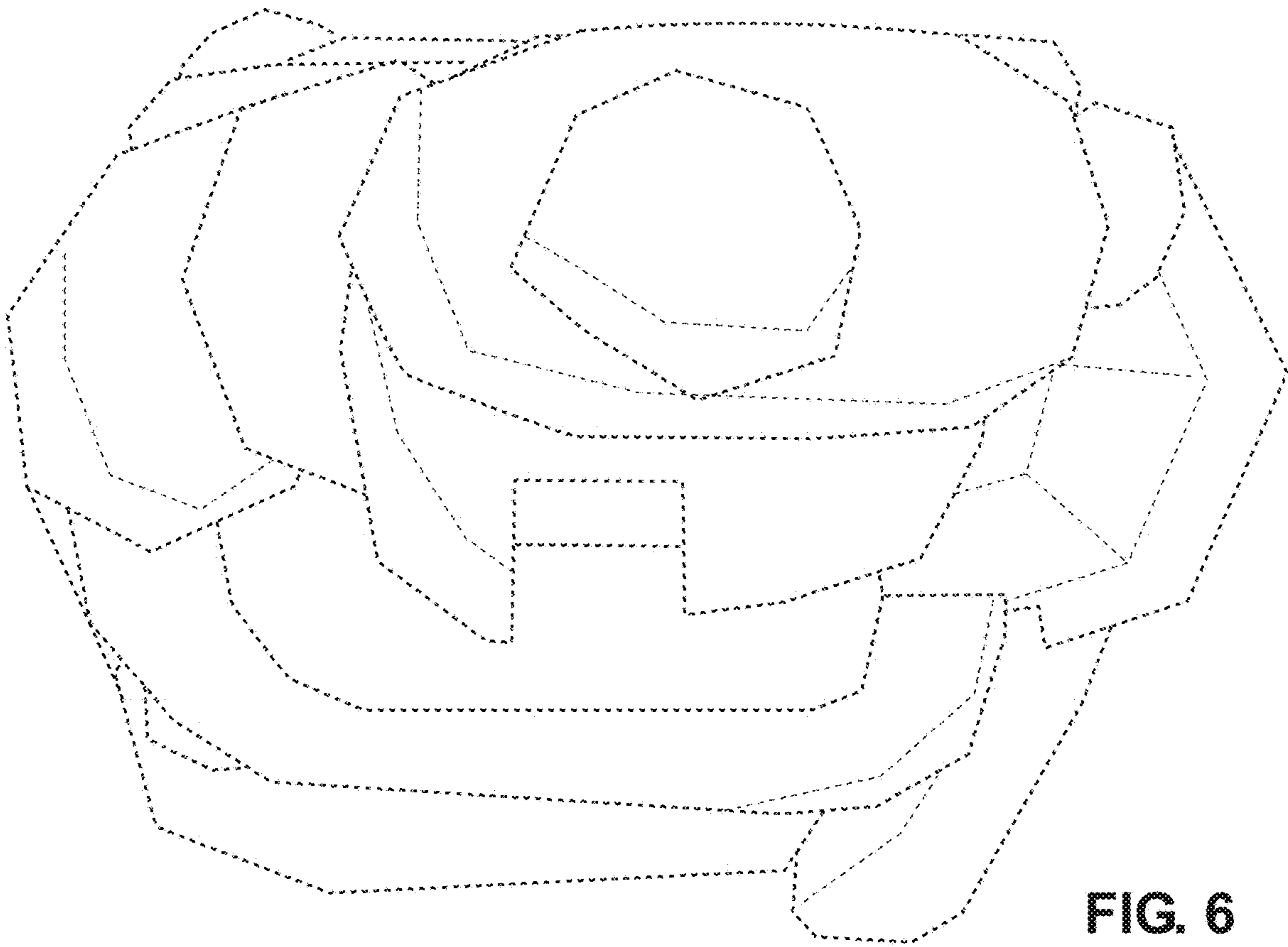


FIG. 6

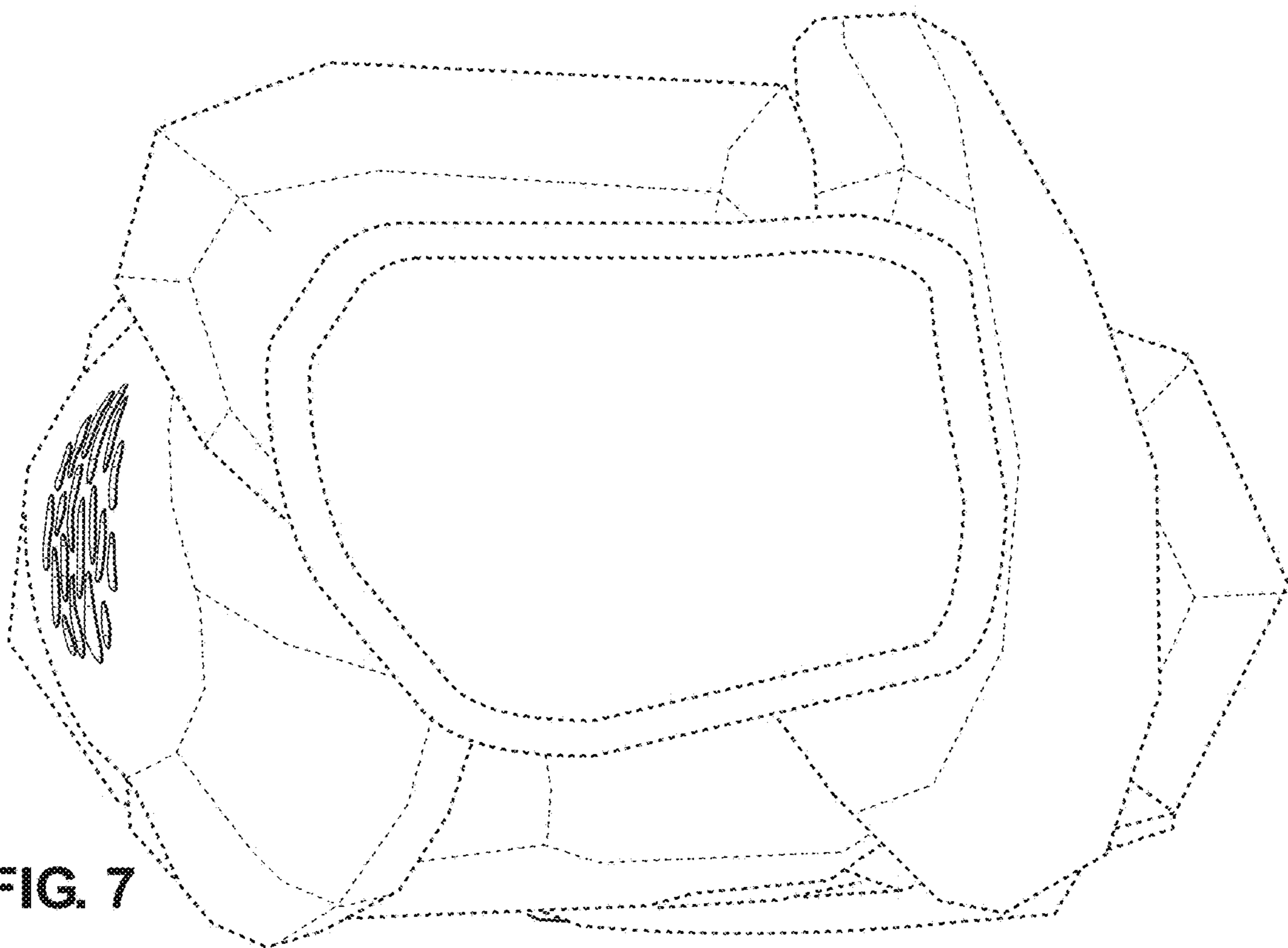


FIG. 7