



US00D956901S

(12) **United States Design Patent**  
**Yan**

(10) **Patent No.:** **US D956,901 S**

(45) **Date of Patent:** **\*\* Jul. 5, 2022**

(54) **GOLF GRIP**

(71) Applicant: **Jingshu Yan**, Dongguan (CN)

(72) Inventor: **Jingshu Yan**, Dongguan (CN)

(\*\*) Term: **15 Years**

(21) Appl. No.: **29/758,185**

(22) Filed: **Nov. 12, 2020**

(51) **LOC (13) Cl.** ..... **21-02**

(52) **U.S. Cl.**  
USPC ..... **D21/756**

(58) **Field of Classification Search**  
USPC ..... D21/756-758; D8/80, 83, 94, 97, 107,  
D8/300, 321  
CPC ... A63B 60/06-34; A63B 60/00; A63B 60/46;  
A63B 59/60-80; A63B 49/00-14; A63B  
53/14  
See application file for complete search history.

(56) **References Cited**

**U.S. PATENT DOCUMENTS**

D524,390 S *	7/2006	Tuerschmann	.....	D21/756
D529,973 S *	10/2006	Brookshire-Herr	.....	D21/757
D534,603 S *	1/2007	Norton	.....	D21/756
D534,604 S *	1/2007	Norton	.....	D21/756
D534,606 S *	1/2007	Norton	.....	D21/756
D592,262 S *	5/2009	Devaney	.....	D21/756
D592,263 S *	5/2009	Devaney	.....	D21/756
D592,264 S *	5/2009	Devaney	.....	D21/756
D592,266 S *	5/2009	Devaney	.....	D21/756

D595,378 S *	6/2009	Devaney	.....	D21/756
D595,379 S *	6/2009	Devaney	.....	D21/756
D597,622 S *	8/2009	Devaney	.....	D21/756
D648,816 S *	11/2011	Sun	.....	D21/756
D652,097 S *	1/2012	Gill	.....	D21/756
D691,229 S *	10/2013	Parkinson	.....	D21/756
D768,251 S *	10/2016	Giannatti	.....	D21/756
D781,371 S *	3/2017	Cohen	.....	D17/22
D809,079 S *	1/2018	Jertson	.....	D21/756
D912,179 S *	3/2021	Kam	.....	D21/758
D945,545 S *	3/2022	Yan	.....	D21/756

\* cited by examiner

*Primary Examiner* — Mitchell I. Siegel

(74) *Attorney, Agent, or Firm* — Zhihua Han; Wen IP LLC

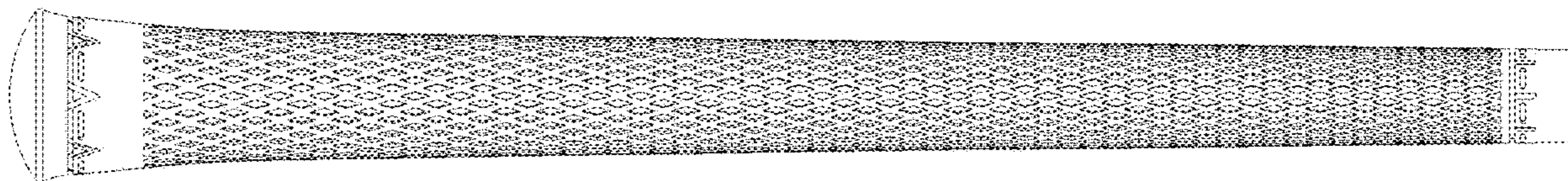
(57) **CLAIM**

The ornamental design for a golf grip, as shown and described.

**DESCRIPTION**

FIG. 1 is a front elevation view of a golf grip, showing my new design;  
FIG. 2 is a rear elevation thereof;  
FIG. 3 is a top plan view thereof;  
FIG. 4 is a bottom plan view thereof;  
FIG. 5 is left side view thereof;  
FIG. 6 is a right side view thereof; and,  
FIG. 7 is a perspective view thereof.

**1 Claim, 7 Drawing Sheets**



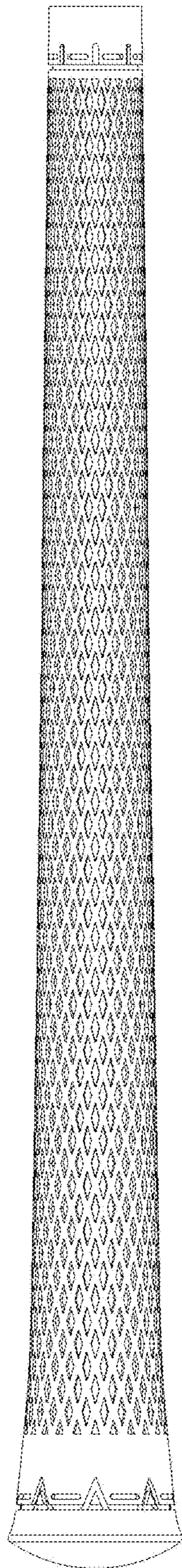


FIG. 1

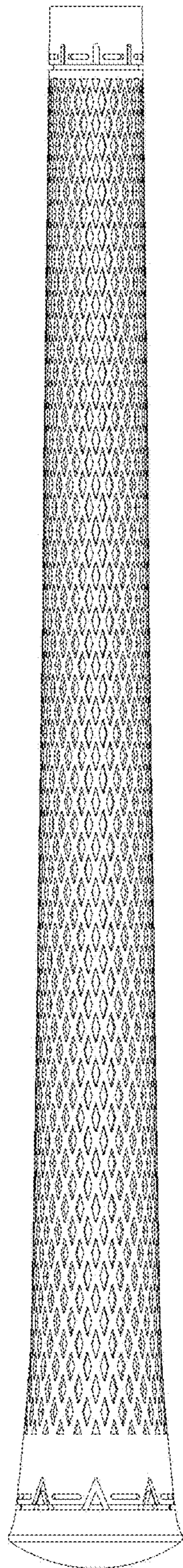


FIG. 2

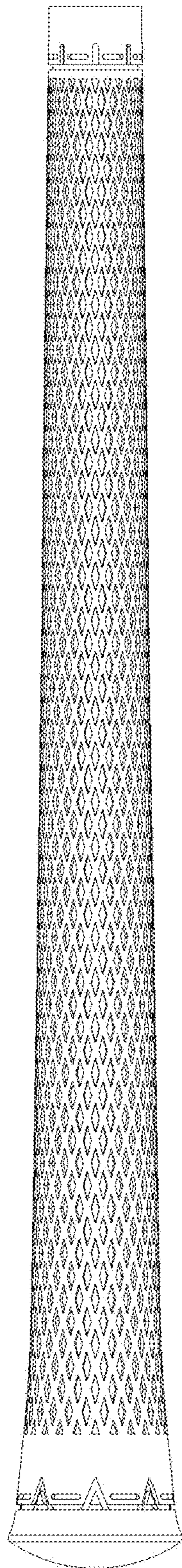


FIG. 3

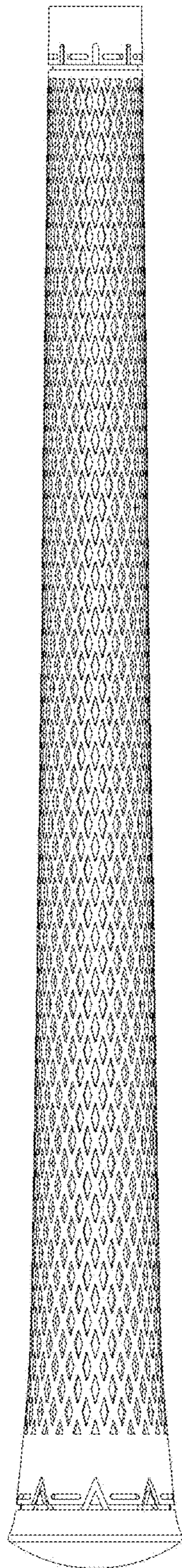


FIG. 4

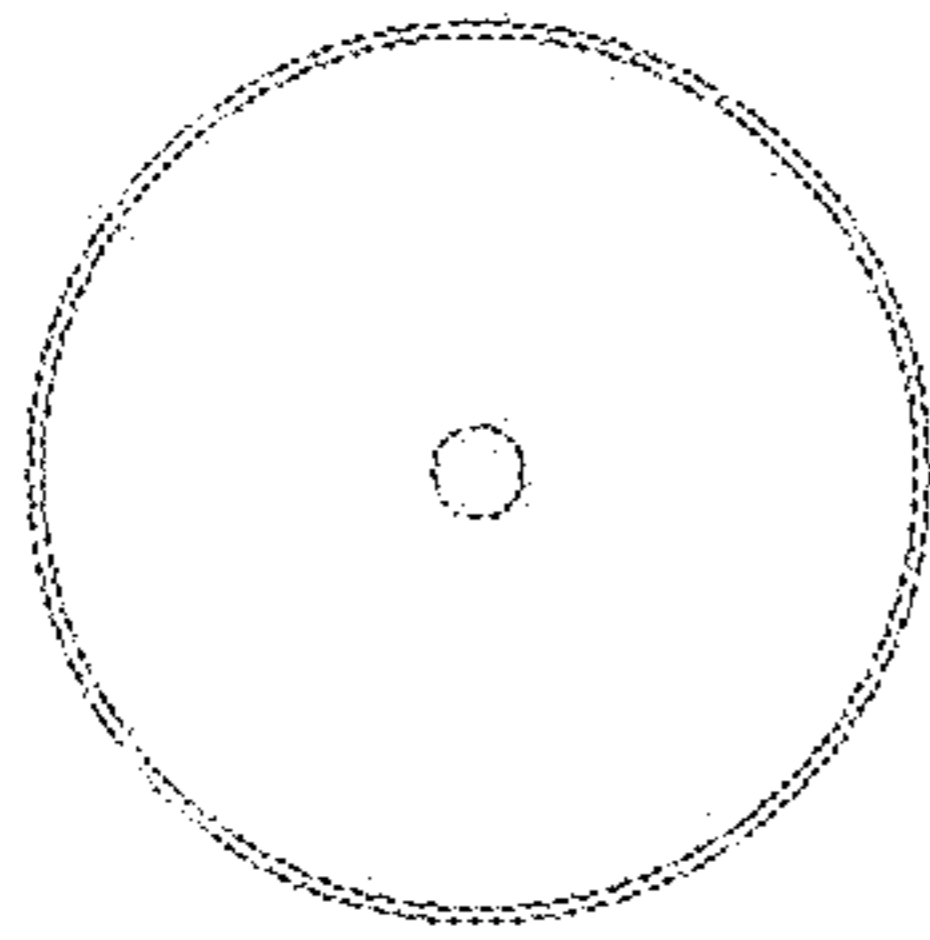


FIG. 5

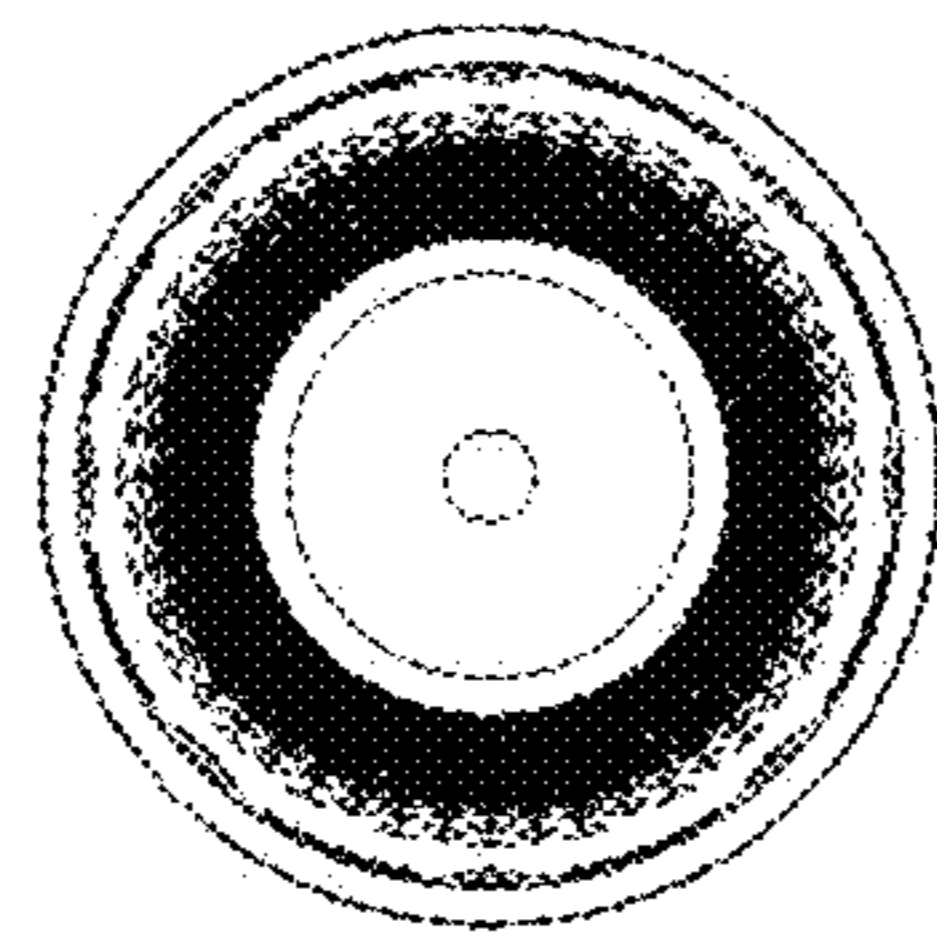


FIG. 6

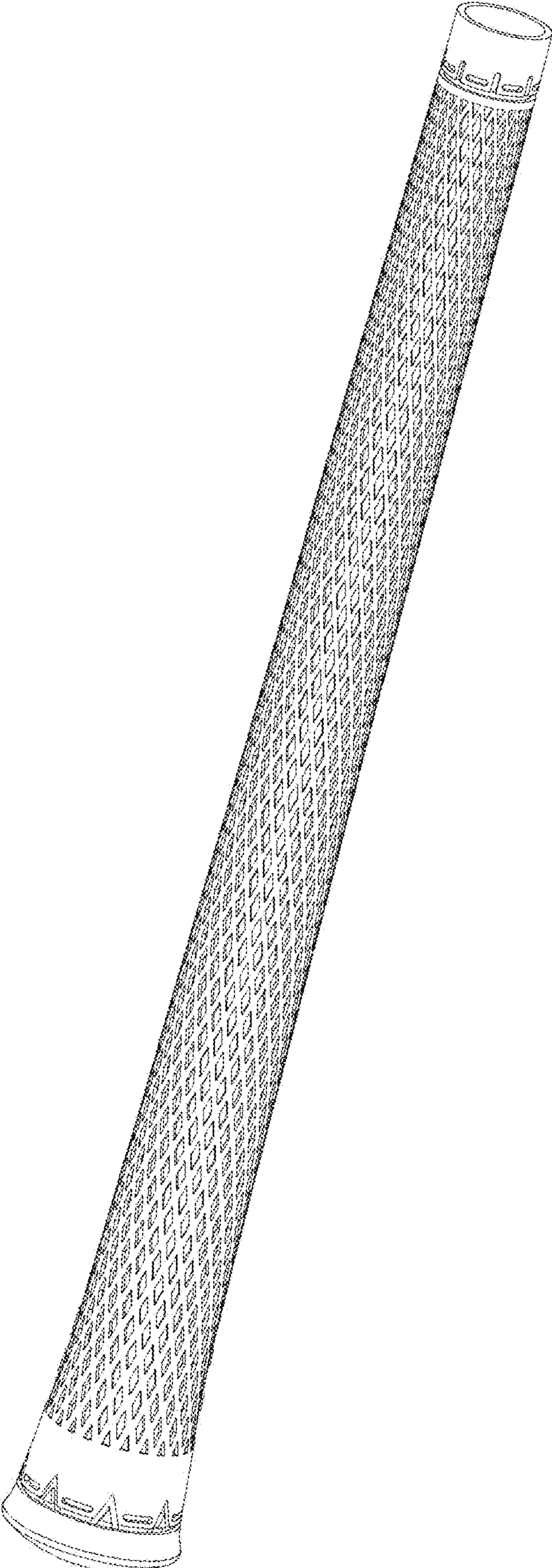


FIG. 7