



US00D956900S

(12) **United States Design Patent**  
**Kroloff**

(10) **Patent No.:** **US D956,900 S**

(45) **Date of Patent:** **\*\* Jul. 5, 2022**

(54) **GOLF CLUB HEAD**

(71) Applicant: **PARSONS XTREME GOLF, LLC**,  
Scottsdale, AZ (US)

(72) Inventor: **Caleb S. Kroloff**, Phoenix, AZ (US)

(73) Assignee: **PARSONS XTREME GOLF, LLC**,  
Scottsdale, AZ (US)

(\*\*) Term: **15 Years**

(21) Appl. No.: **29/756,886**

(22) Filed: **Oct. 30, 2020**

**Related U.S. Application Data**

(63) Continuation-in-part of application No. 29/752,556,  
filed on Sep. 28, 2020, now abandoned.

(51) **LOC (13) Cl.** ..... **21-02**

(52) **U.S. Cl.**  
USPC ..... **D21/752**

(58) **Field of Classification Search**  
USPC ..... D21/733, 752, 759  
CPC ..... A63B 53/00; A63B 53/04; A63B 53/0466;  
A63B 2053/002; A63B 2053/0445; A63B  
2053/0433; A63B 2053/0491; A63B  
2053/0437; A63B 60/00; A63B 60/46  
See application file for complete search history.

(56) **References Cited**

**U.S. PATENT DOCUMENTS**

1,133,129 A	3/1915	Govan
1,269,745 A	6/1918	Robertson
1,306,029 A	6/1919	Robertson
D55,867 S	7/1920	Matters
1,509,429 A	9/1924	Hillerich
1,534,600 A	4/1925	Mattern
1,538,312 A	5/1925	Neish

(Continued)

**OTHER PUBLICATIONS**

PXG golf clubs google search; google.com; Apr. 29, 2022.\*

(Continued)

*Primary Examiner* — Mitchell I. Siegel

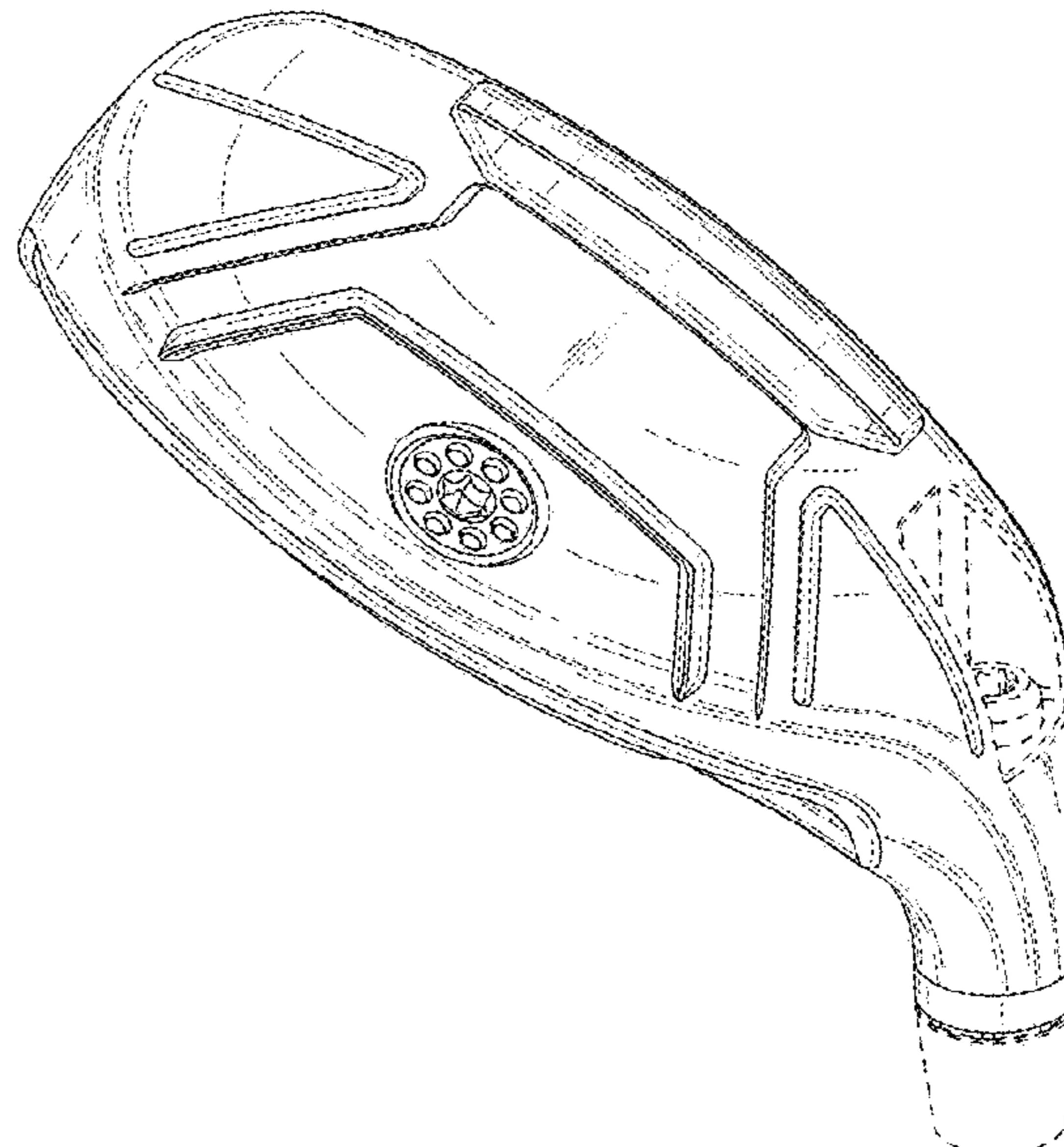
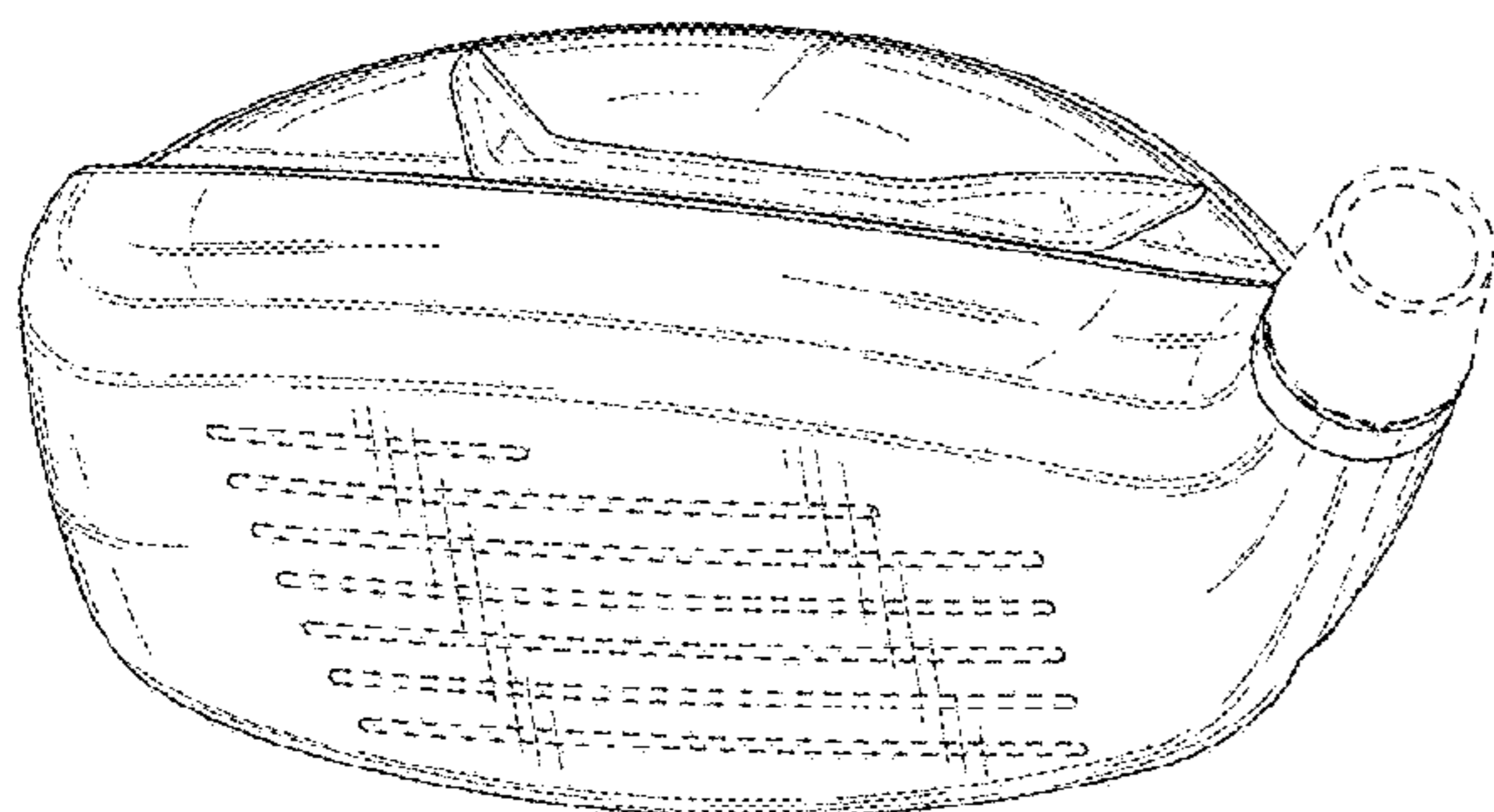
(57) **CLAIM**

The ornamental design for a golf club head, as shown and described.

**DESCRIPTION**

FIG. 1 is a top perspective view of a golf club head;  
 FIG. 2 is a bottom perspective view of the golf club head of FIG. 1;  
 FIG. 3 is a front elevational view of the golf club head of FIG. 1;  
 FIG. 4 is a rear elevational view of the golf club head of FIG. 1;  
 FIG. 5 is a top view of the golf club head of FIG. 1;  
 FIG. 6 is a bottom view of the golf club head of FIG. 1;  
 FIG. 7 is a left side view of the golf club head of FIG. 1;  
 FIG. 8 is a right side view of the golf club head of FIG. 1;  
 FIG. 9 is a top perspective view of a second embodiment of a golf club head;  
 FIG. 10 is a bottom perspective view of the golf club head of FIG. 9;  
 FIG. 11 is a front elevational view of the golf club head of FIG. 9;  
 FIG. 12 is a rear elevational view of the golf club head of FIG. 9;  
 FIG. 13 is a top view of the golf club head of FIG. 9;  
 FIG. 14 is a bottom view of the golf club head of FIG. 9;  
 FIG. 15 is a left side view of the golf club head of FIG. 9;  
 and,  
 FIG. 16 is a right side view of the golf club head of FIG. 9.  
 The broken lines shown on the drawings form no part of the claimed design.

**1 Claim, 8 Drawing Sheets**







(56)

References Cited

U.S. PATENT DOCUMENTS

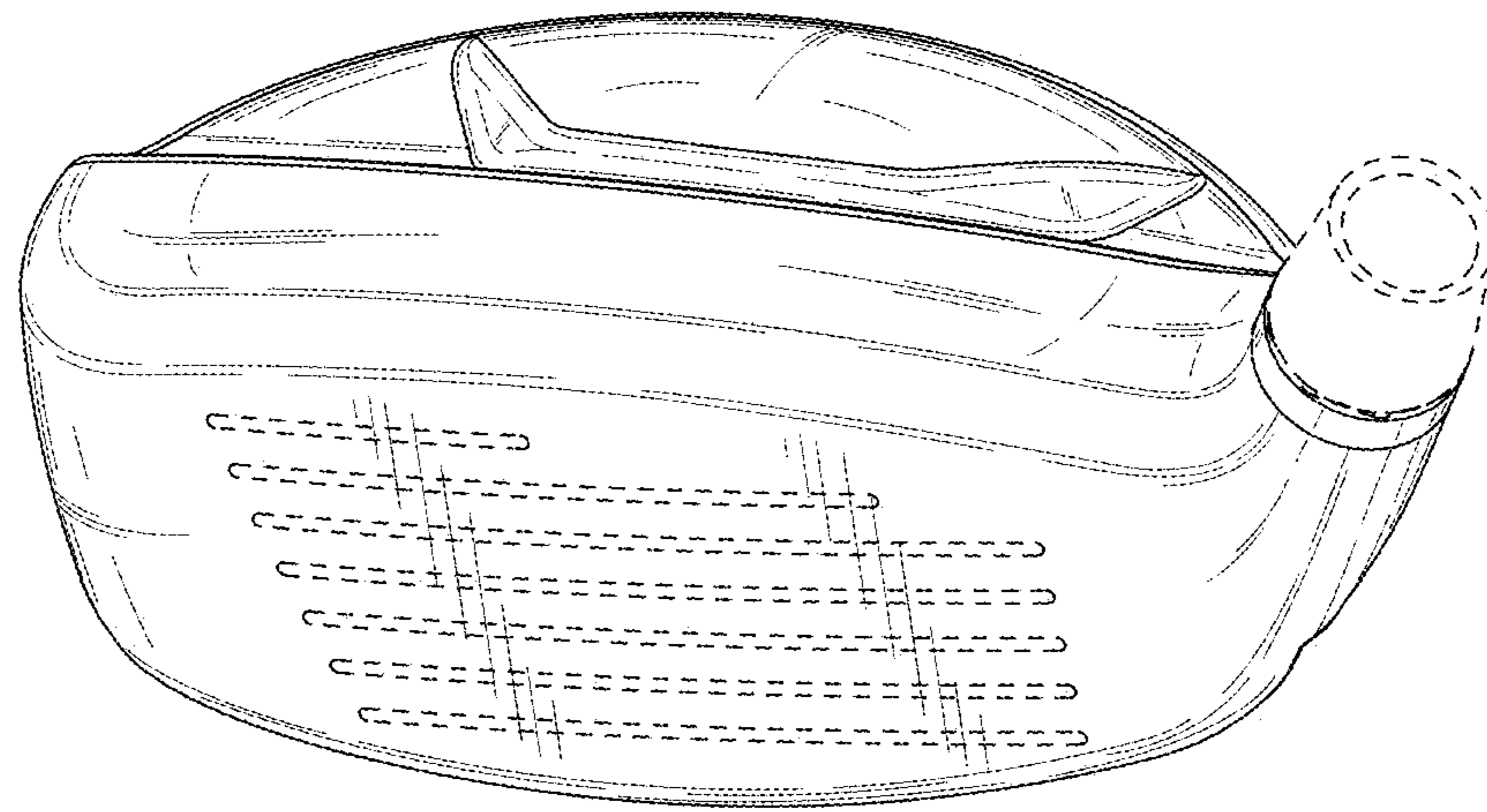
D807,976 S 1/2018 Parsons et al.  
 D827,067 S 8/2018 Becktor et al.  
 D827,745 S 9/2018 Schweigert et al.  
 D839,372 S 1/2019 Schweigert et al.  
 D850,551 S \* 6/2019 Parsons ..... D21/759  
 D852,304 S \* 6/2019 Parsons ..... D21/752  
 D897,462 S \* 9/2020 Parsons ..... D21/752  
 D914,820 S \* 3/2021 Parsons ..... D21/759  
 D930,100 S \* 9/2021 Parsons ..... D21/759  
 D933,148 S \* 10/2021 Nicolette ..... D21/752  
 D933,149 S \* 10/2021 Kroloff ..... D21/752  
 D933,151 S \* 10/2021 Kroloff ..... D21/752  
 D940,801 S \* 1/2022 Parsons ..... D21/752  
 D940,802 S \* 1/2022 Parsons ..... D21/752  
 2002/0107087 A1 8/2002 Fagot  
 2003/0139226 A1 7/2003 Cheng et al.  
 2003/0176231 A1 9/2003 Hasebe  
 2004/0204263 A1 10/2004 Fagot et al.  
 2005/0009632 A1 1/2005 Schweigert et al.  
 2005/0014573 A1 1/2005 Lee  
 2005/0119066 A1 6/2005 Stites et al.  
 2005/0239569 A1 10/2005 Best et al.  
 2005/0277485 A1 12/2005 Hou et al.  
 2006/0105856 A1 5/2006 Lo  
 2006/0111200 A1 5/2006 Poynor  
 2007/0032308 A1 2/2007 Fagot et al.  
 2007/0225084 A1 9/2007 Schweigert et al.  
 2007/0293344 A1 12/2007 Davis  
 2008/0004133 A1 1/2008 Schweigert  
 2008/0058113 A1 3/2008 Nicolette et al.  
 2008/0188322 A1 8/2008 Anderson et al.  
 2008/0300065 A1 12/2008 Schweigert  
 2009/0029790 A1 1/2009 Nicolette et al.  
 2009/0029795 A1 1/2009 Schweigert et al.  
 2010/0130306 A1 5/2010 Schweigert  
 2010/0144461 A1 6/2010 Ban  
 2010/0178999 A1 7/2010 Nicolette et al.  
 2011/0111883 A1 5/2011 Cackett  
 2011/0143858 A1 6/2011 Peralta et al.  
 2011/0165963 A1 7/2011 Cackett et al.

2011/0269567 A1 11/2011 Ban et al.  
 2011/0294596 A1 12/2011 Ban  
 2012/0202615 A1 8/2012 Beach et al.  
 2013/0137532 A1 5/2013 Deshmukh et al.  
 2013/0225319 A1 8/2013 Kato  
 2013/0281226 A1 10/2013 Ban  
 2013/0288823 A1 10/2013 Hebreo  
 2013/0303303 A1 11/2013 Ban  
 2013/0303304 A1 11/2013 Sato  
 2013/0310192 A1 11/2013 Wahl et al.  
 2014/0080621 A1 3/2014 Nicolette et al.  
 2014/0128175 A1 5/2014 Jertson et al.  
 2014/0274441 A1 9/2014 Greer  
 2014/0274451 A1 9/2014 Knight et al.  
 2015/0231454 A1 8/2015 Parsons et al.  
 2015/0231806 A1 8/2015 Parsons et al.

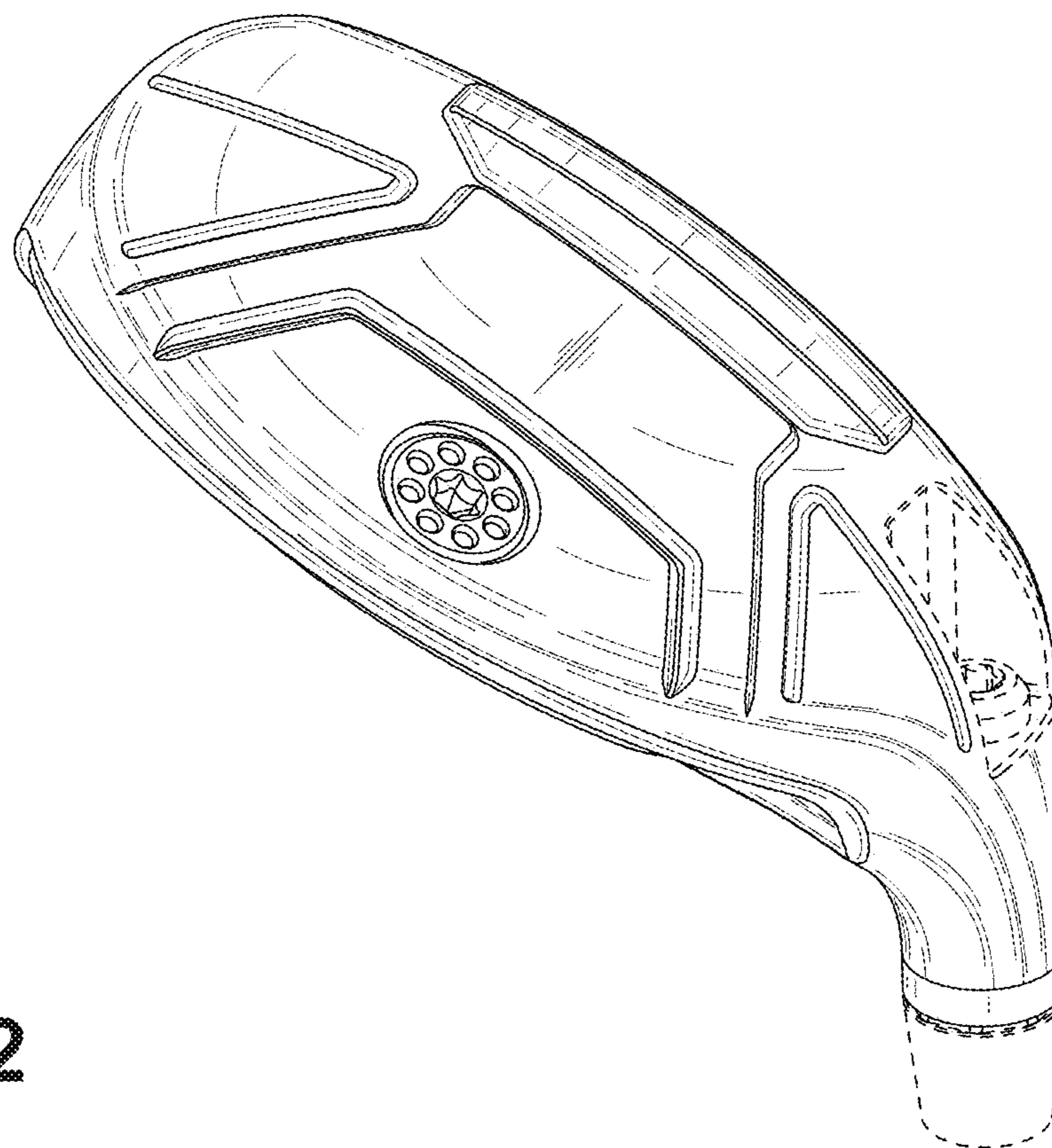
OTHER PUBLICATIONS

PXG.com; Apr. 29, 2022.\*  
 International Search Report and Written Opinion Received in Connection With the Corresponding Application No. PCT/US15/42484, dated Oct. 19, 2015 (12 Pages).  
 International Search Report and Written Opinion Received in Connection With the Corresponding Application No. PCT/US2015/016666, dated May 14, 2015 (8 Pages).  
 International Search Report and Written Opinion Received in Connection With the Corresponding Application No. PCTUS2015042282, dated Oct. 13, 2015 (12 Pages).  
 Kozuckowski, Zak, "Callaway Mack Daddy 2 PM Grind Wedges" (<http://golfwrz.com/276203/callaway-mack-daddy-2-pm-grind-wedges/>), www.golfwrz.com, Golfwrz Holdings, LLC, Published Jan. 21, 2015.  
 U.S. Appl. No. 29/512,313, Nicolette, "Golf Club Head," filed Dec. 18, 2018.  
 Wall, Jonathan, "Details: Phil'S Prototype Mack Daddy PM-Grind Wedge," (<http://www.pgatour.com/equipmentreport/2015/01/21/callaway-wedge.html>), www.pgatour.com, PGA Tour, Inc., Published Jan. 21, 2015.

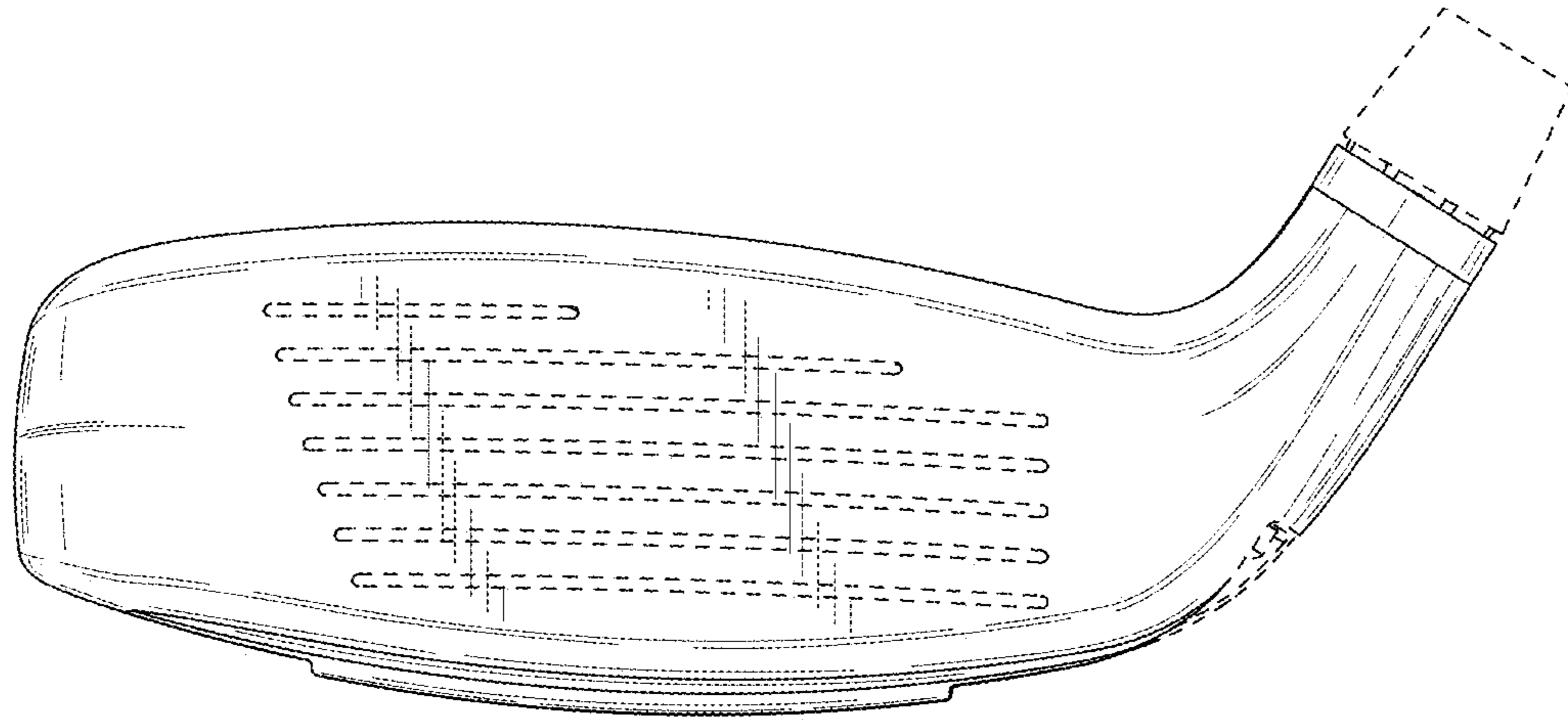
\* cited by examiner



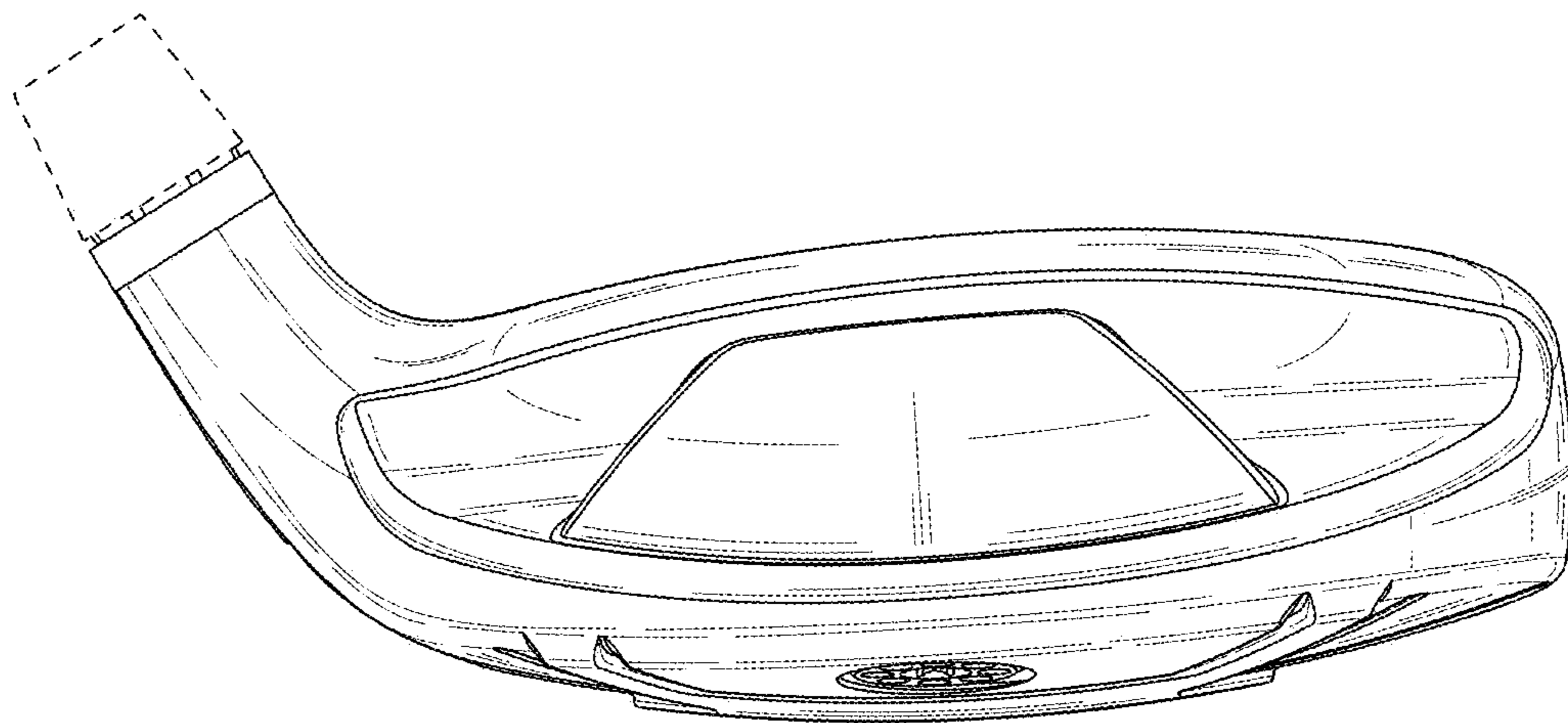
**FIG. 1**



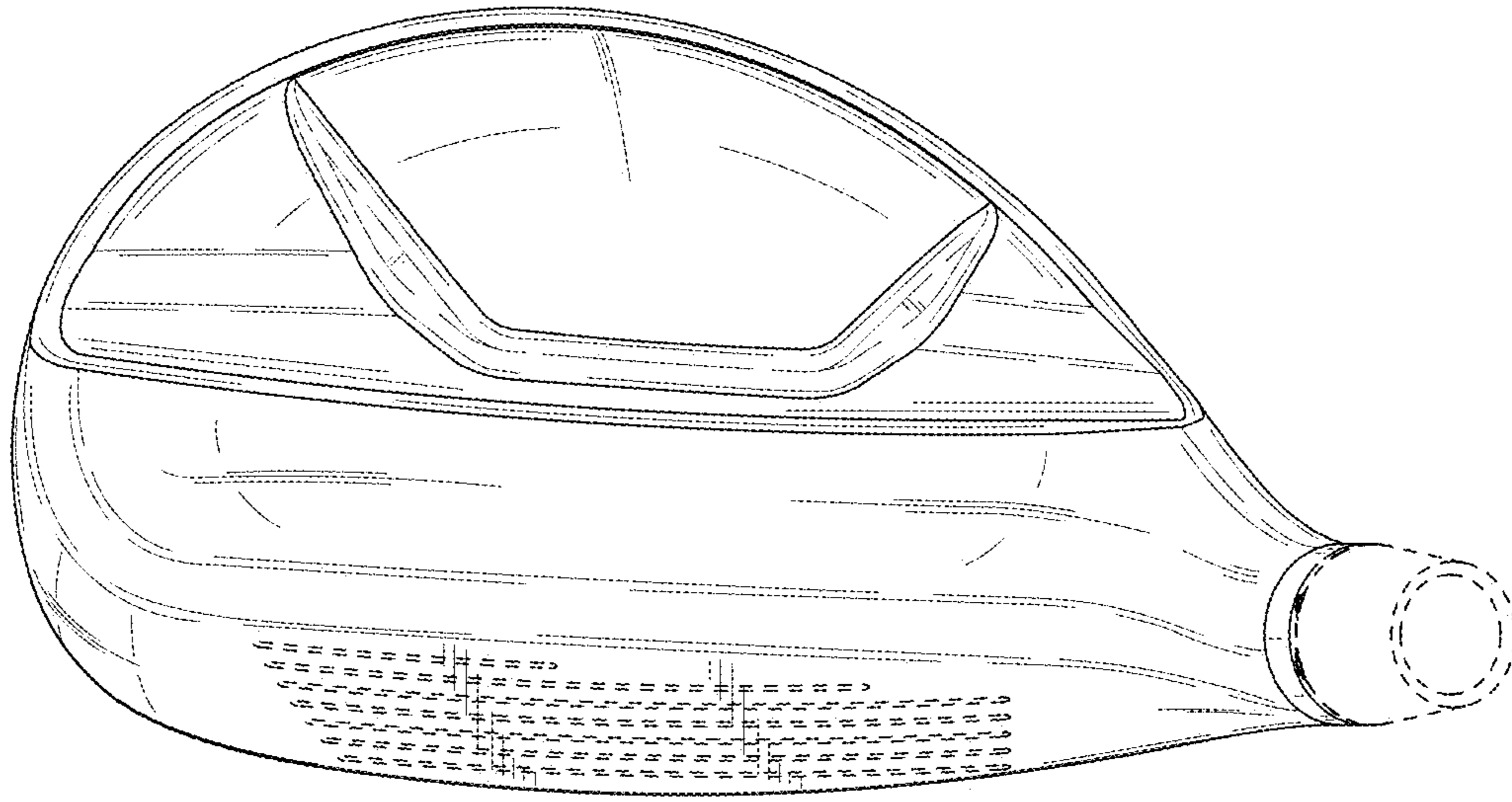
**FIG. 2**



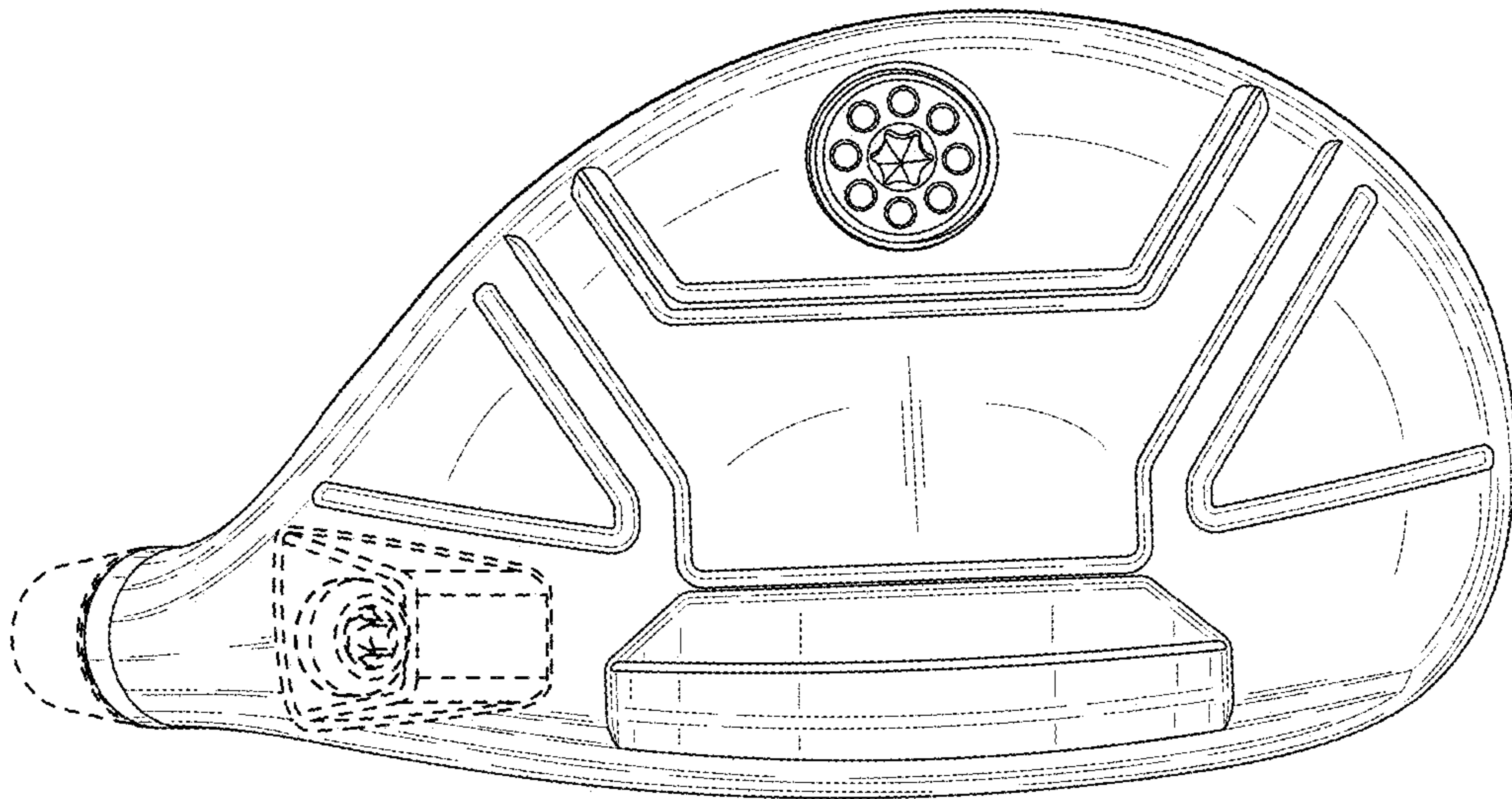
**FIG. 3**



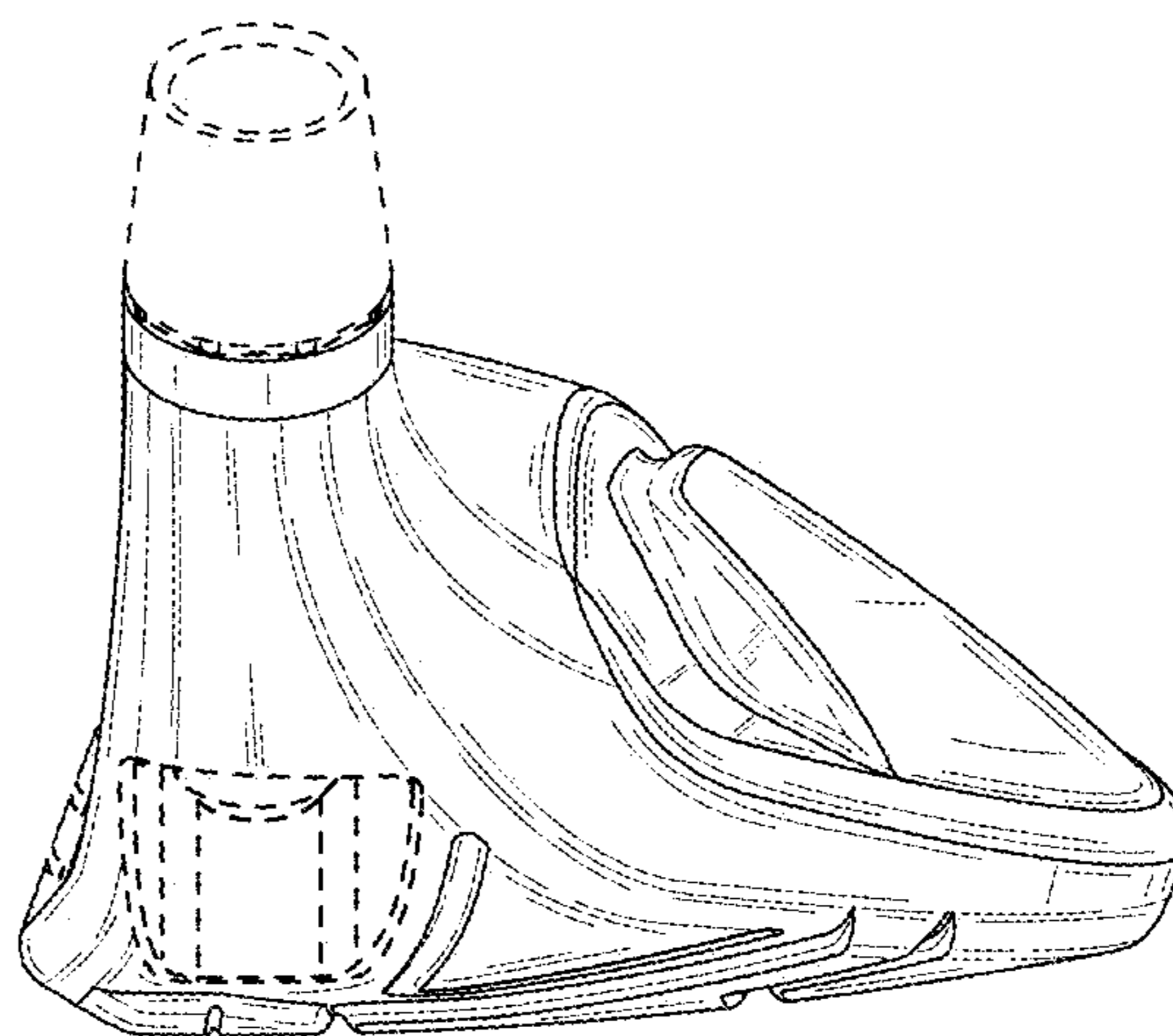
**FIG. 4**



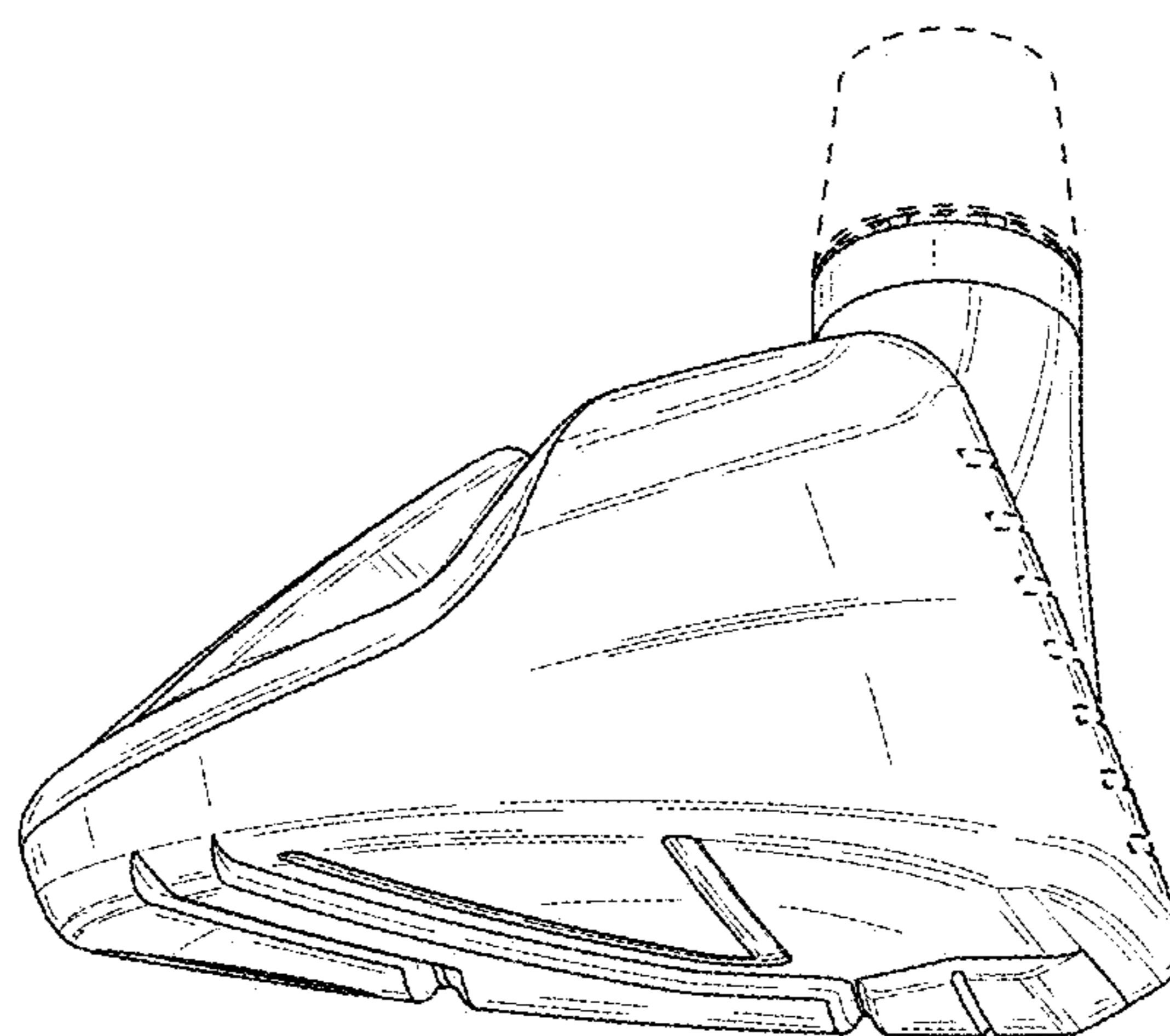
**FIG. 5**



**FIG. 6**

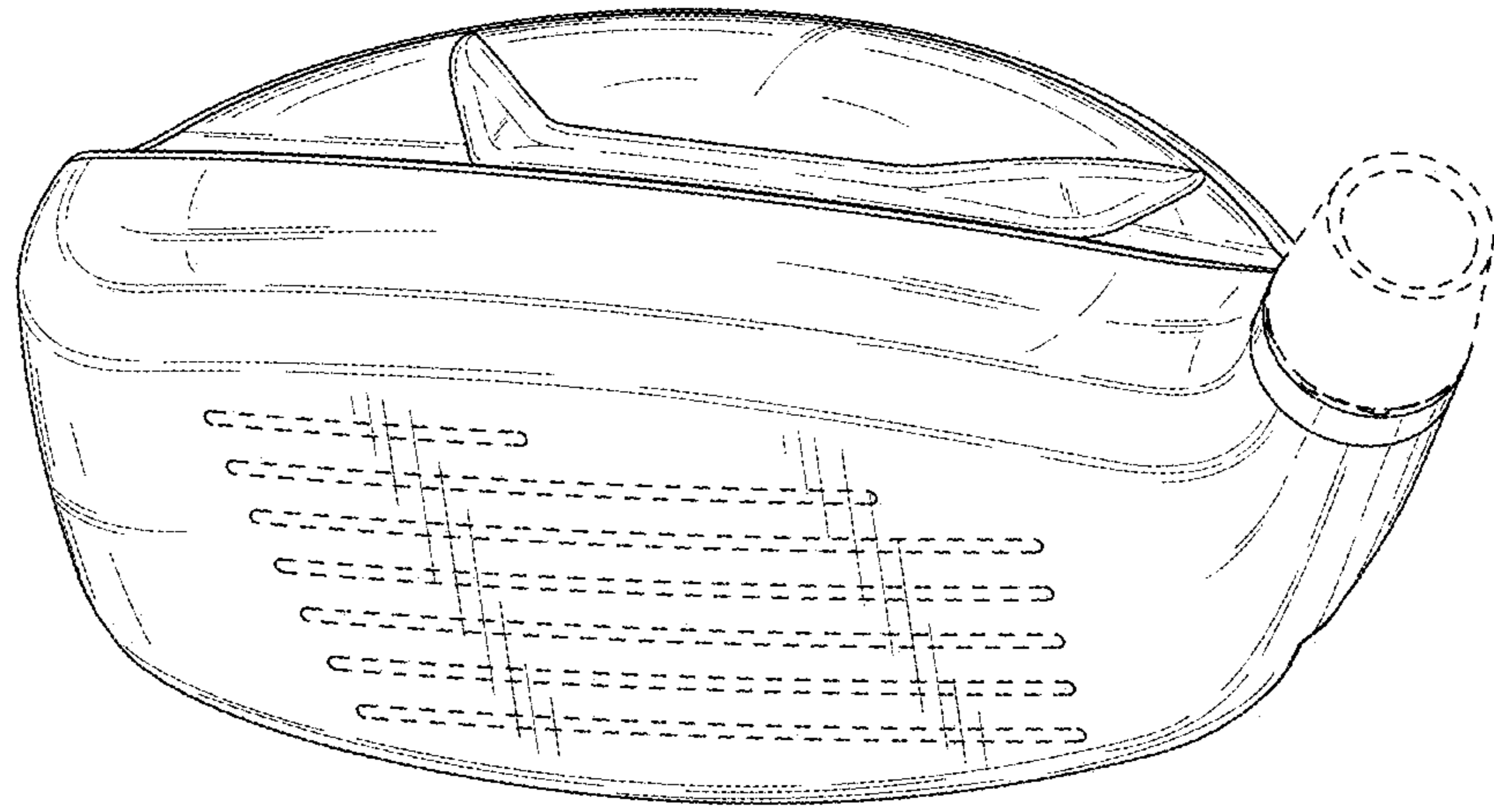


**FIG. 7**

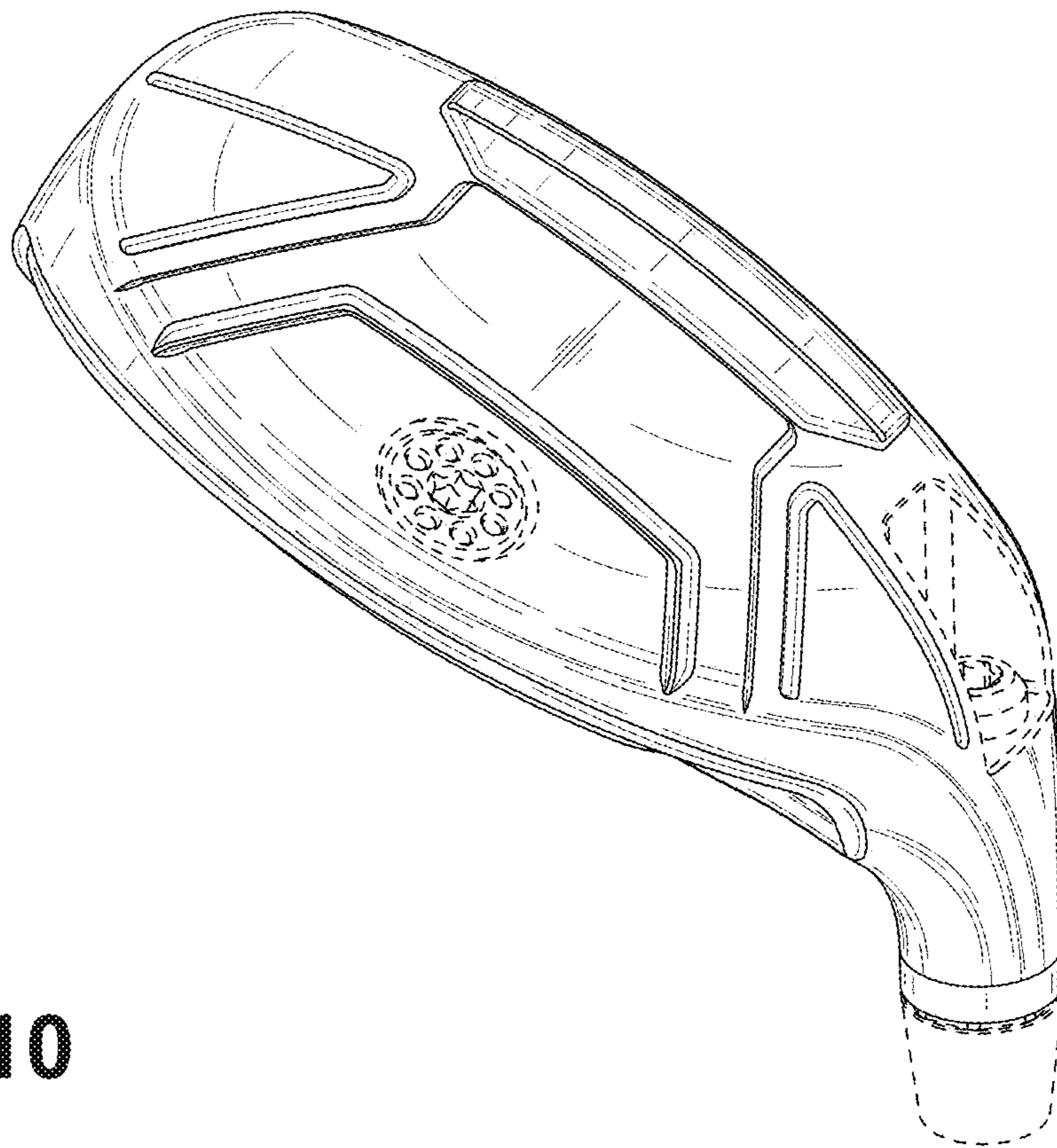


**FIG. 8**

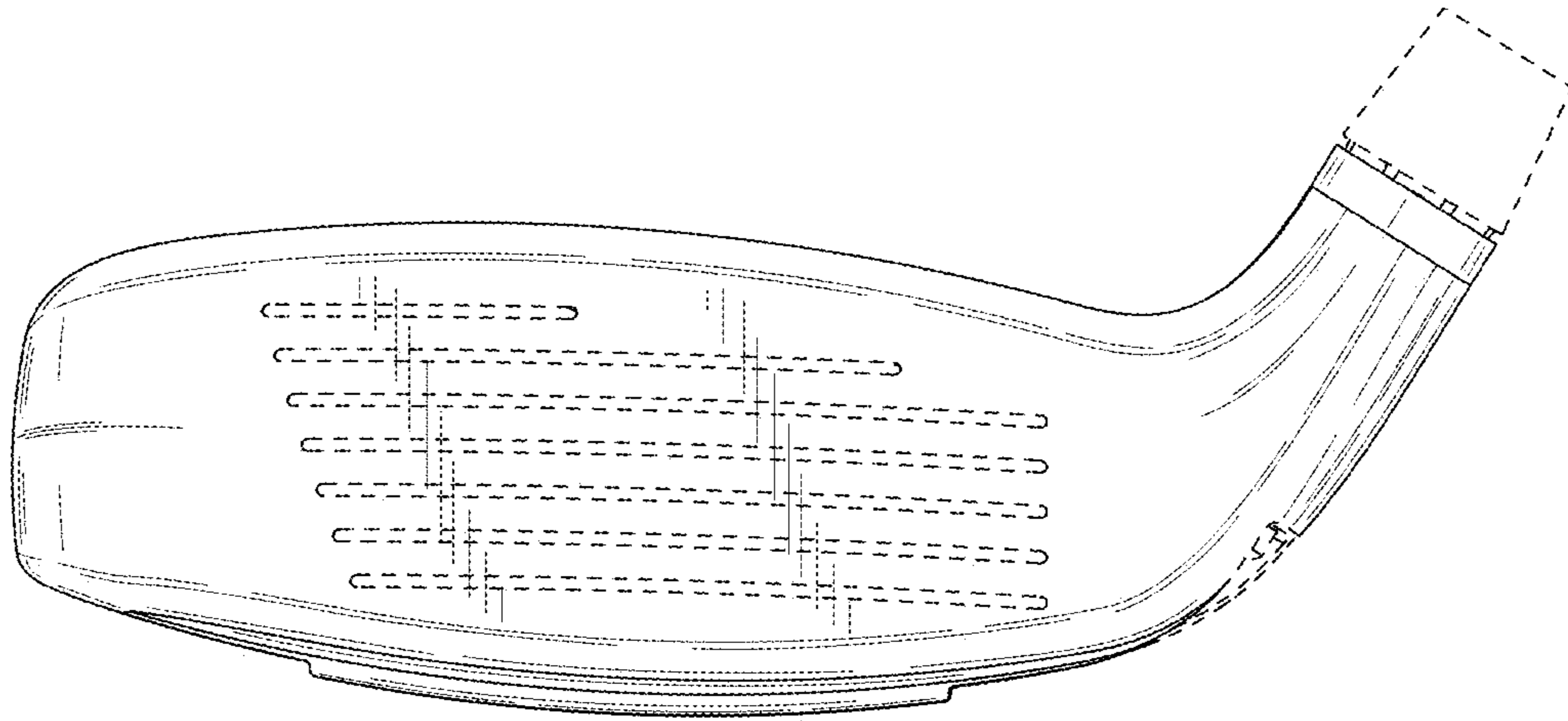




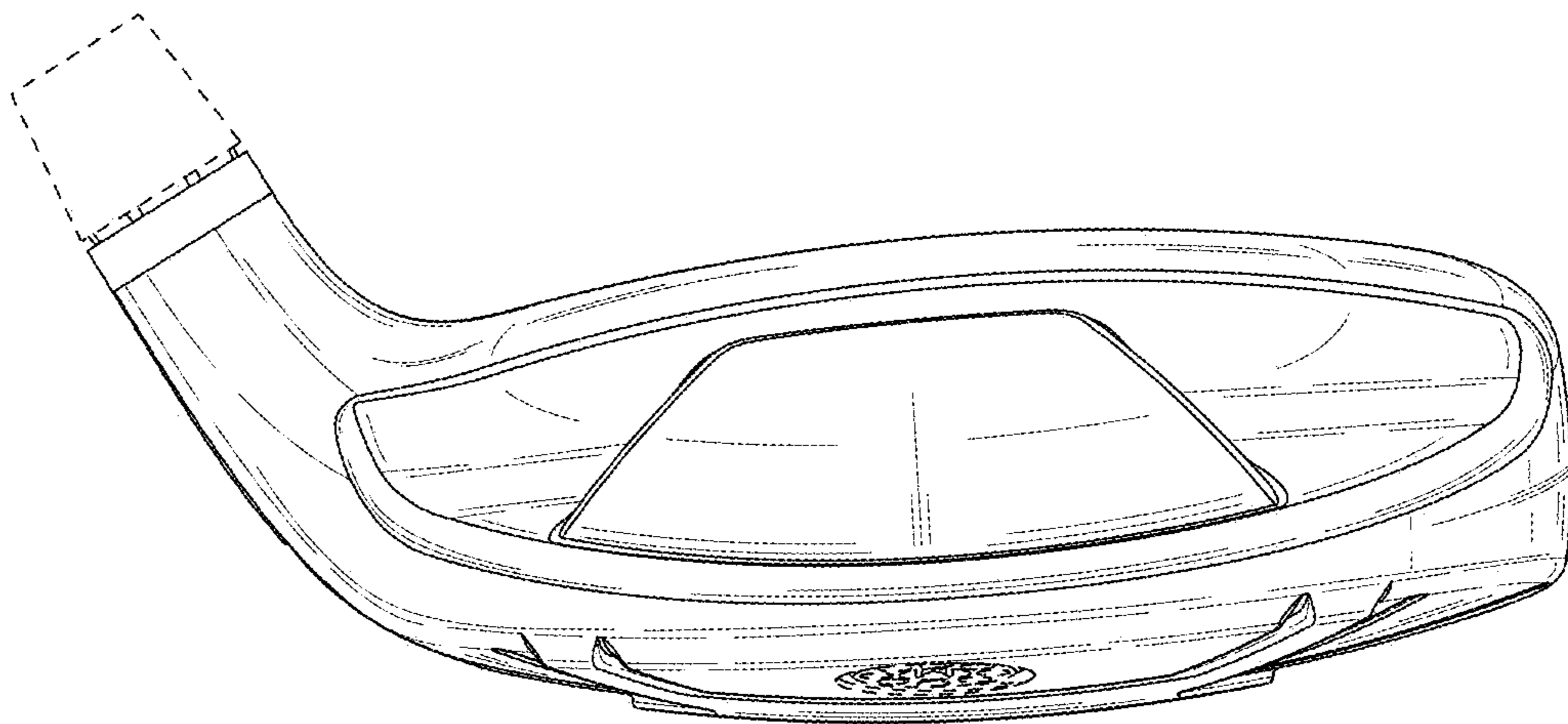
**FIG. 9**



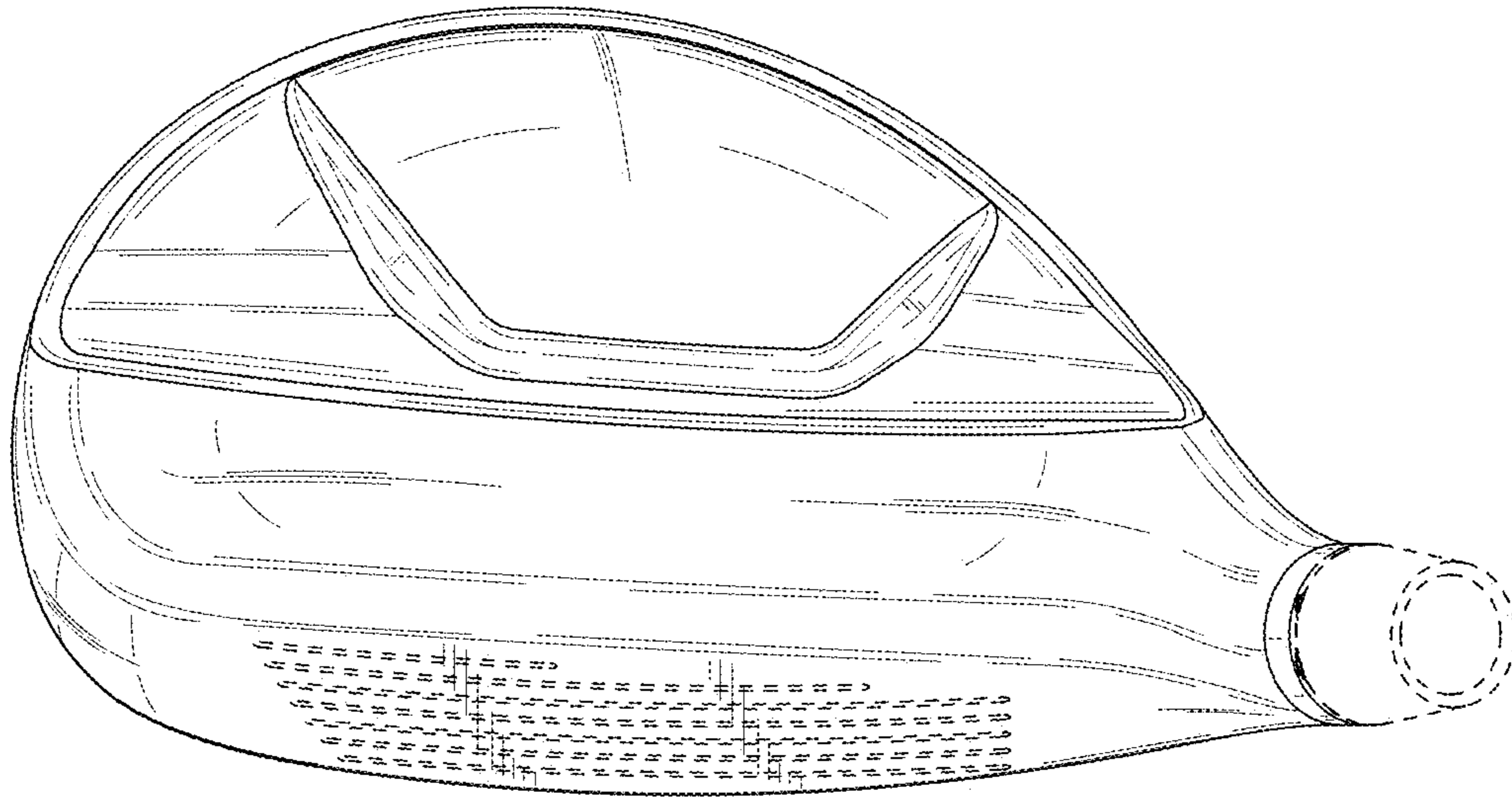
**FIG. 10**



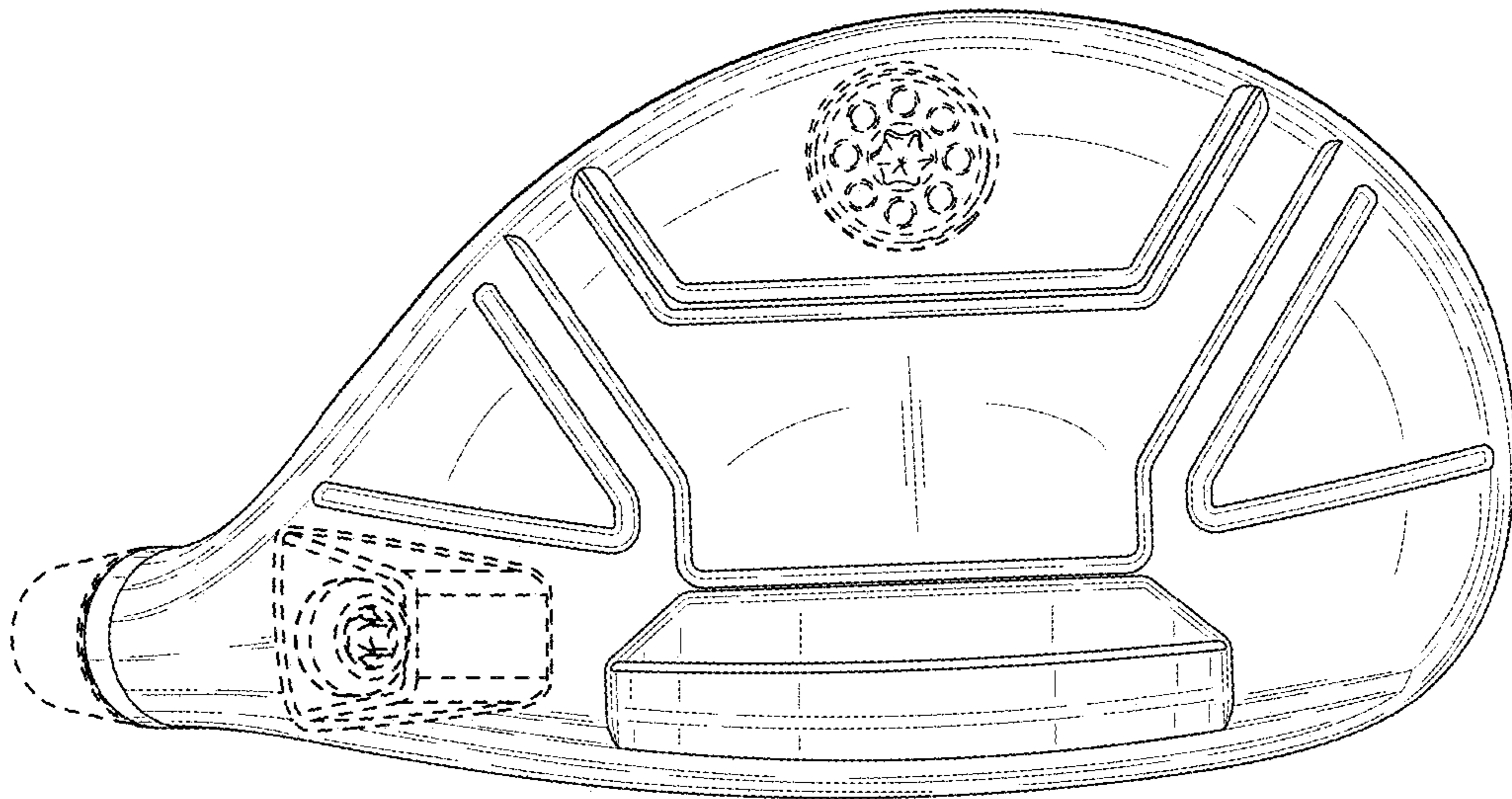
**FIG. 11**



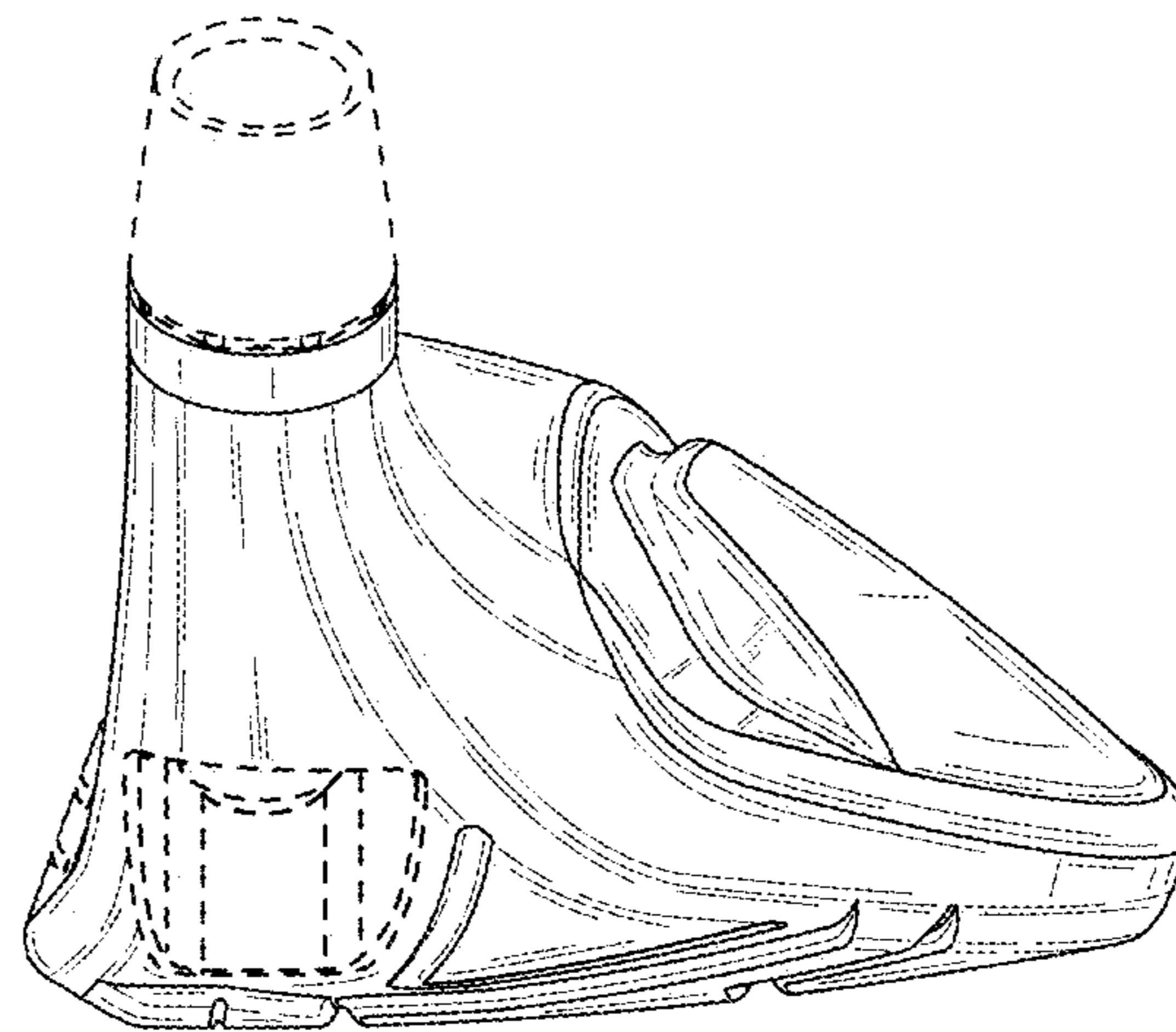
**FIG. 12**



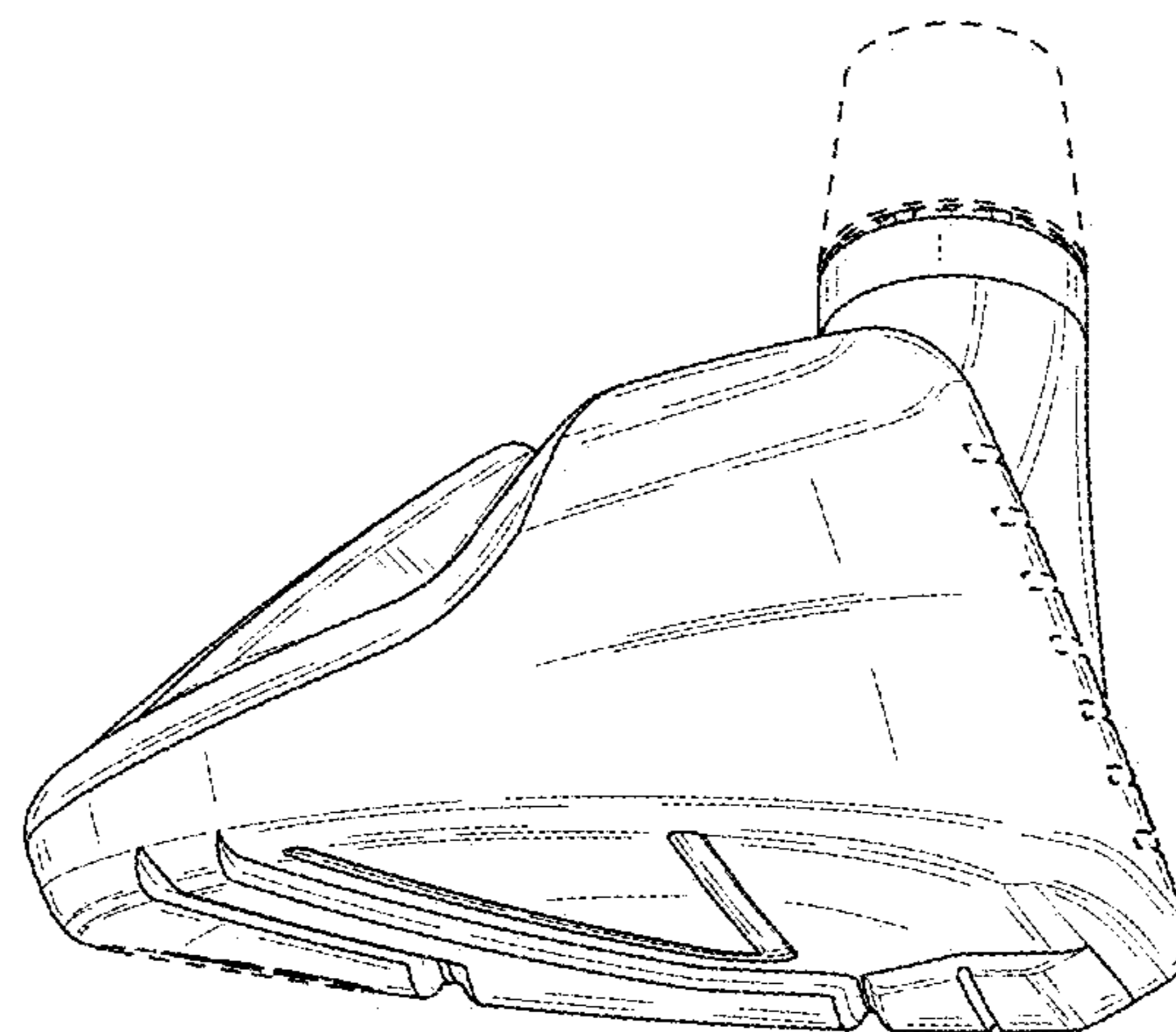
**FIG. 13**



**FIG. 14**



**FIG. 15**



**FIG. 16**