

US00D956895S

(12) **United States Design Patent**  
**Schulte**

(10) **Patent No.:** **US D956,895 S**  
(45) **Date of Patent:** **\*\* Jul. 5, 2022**

(54) **TEMPLATE FOR LOCATING A FOOTBALL  
FIELD YARDLINE NUMBER**

7,225,733 B2 \* 6/2007 Bizzell ..... B44D 2/002  
101/128.4  
10,486,053 B2 \* 11/2019 Schulte ..... A63C 19/065

(71) Applicant: **Technology Licensing Corp.**,  
Cincinnati, OH (US)

\* cited by examiner

(72) Inventor: **Samuel Schulte**, Cincinnati, OH (US)

*Primary Examiner* — Joseph Kukella

(73) Assignee: **Technology Licensing Corp.**,  
Cincinnati, OH (US)

(74) *Attorney, Agent, or Firm* — Wood Herron & Evans  
LLP

(\*\*) Term: **15 Years**

(57) **CLAIM**

The ornamental design for a template for locating a football  
field yardline number, as shown and described.

(21) Appl. No.: **29/680,717**

**DESCRIPTION**

(22) Filed: **Feb. 19, 2019**

**Related U.S. Application Data**

(63) Continuation of application No. 15/339,976, filed on  
Nov. 1, 2016, now Pat. No. 10,486,053.

FIG. 1 is a top front right perspective view of a template for  
locating a football field yardline number according to the  
present invention.

(51) **LOC (13) Cl.** ..... **21-02**

(52) **U.S. Cl.**  
USPC ..... **D21/706; D10/46.1**

FIG. 2 is a top view of the template shown in FIG. 1.

FIG. 3 is a bottom view thereof.

(58) **Field of Classification Search**

USPC ..... D10/46, 46.1; D20/11; D21/706, 788  
CPC ..... A63B 17/06; A63B 2071/0602; A63B  
2071/0691; A63B 2071/0694

See application file for complete search history.

FIG. 4 is a front view thereof, the rear view being identical  
thereto.

FIG. 5 is a left side view thereof.

FIG. 6 is a right side view thereof.

FIG. 7 is a disassembled, or exploded, top front right  
perspective view thereof; and,

FIG. 8 is a disassembled, or exploded, top rear left perspec-  
tive view thereof.

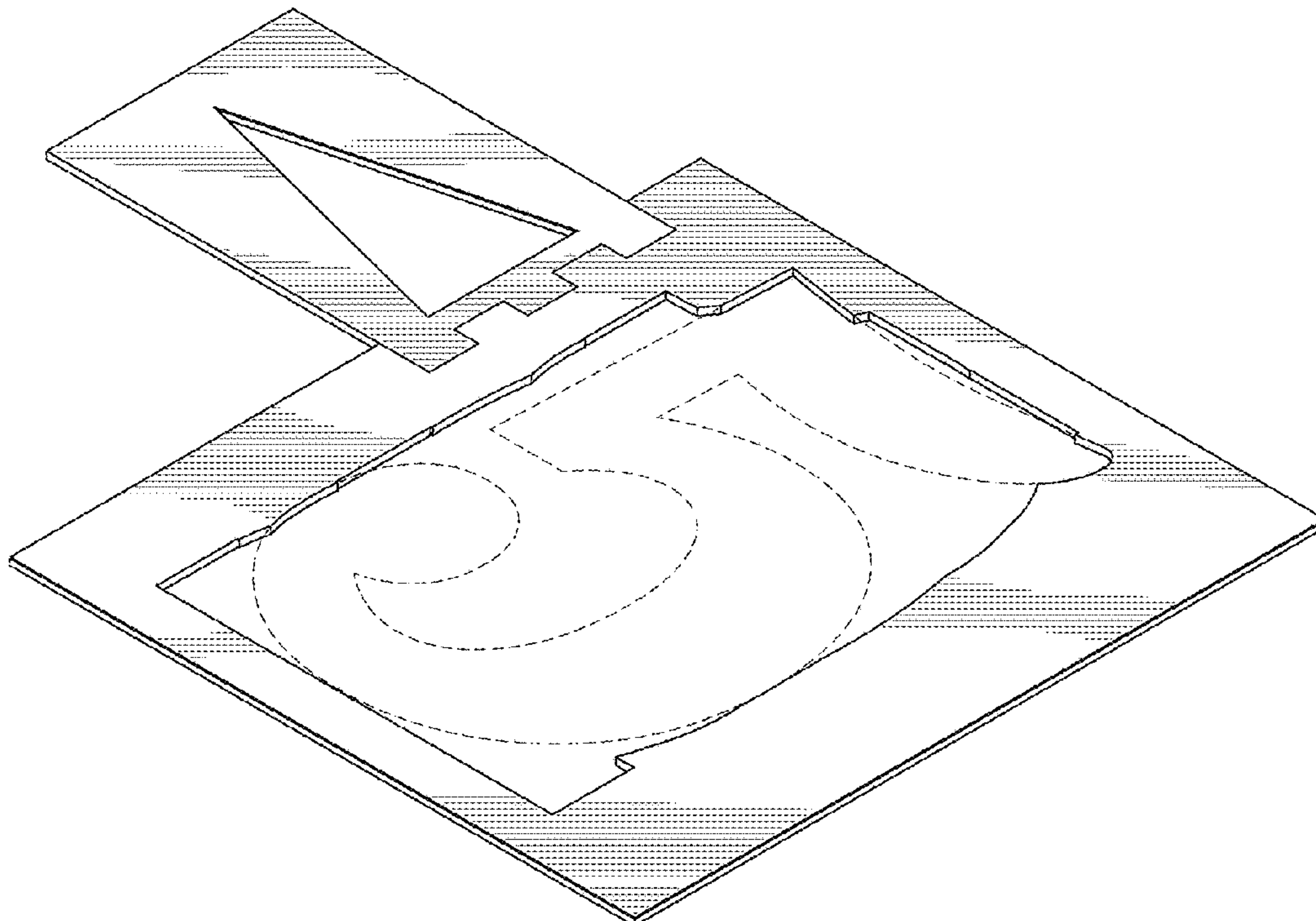
In the drawings, the dash-dash broken lines in FIG. 1 depict  
environmental subject matter only and form no part of the  
claimed design. The dash-dot-dash broken lines in FIGS. 7,  
and 8 visually identify the appropriate portions of the article  
in the exploded perspective views and form no part of the  
claimed design.

(56) **References Cited**

**U.S. PATENT DOCUMENTS**

2,280,682 A \* 4/1942 Baker ..... A63B 71/0672  
40/530

**1 Claim, 6 Drawing Sheets**



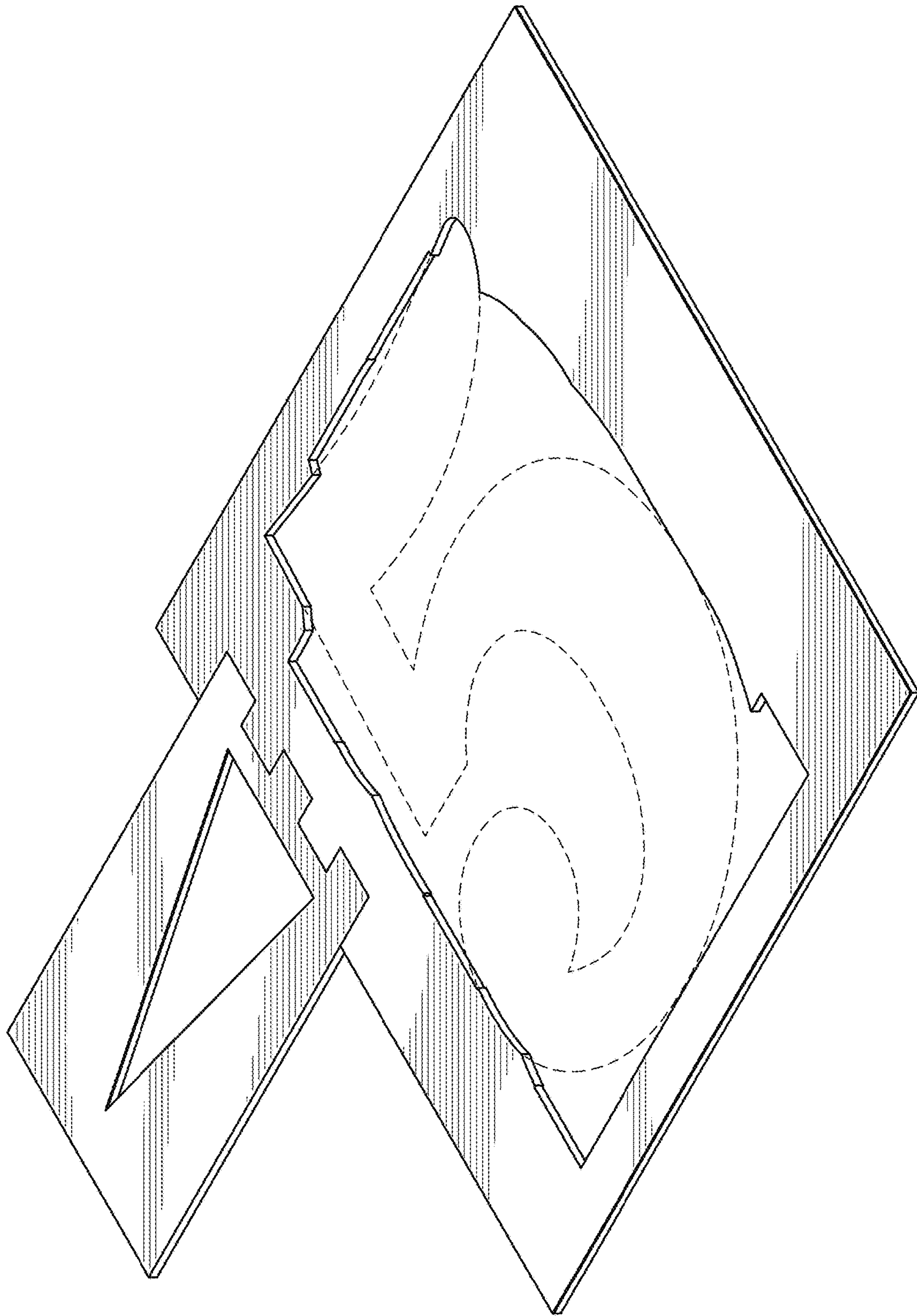


FIG. 1

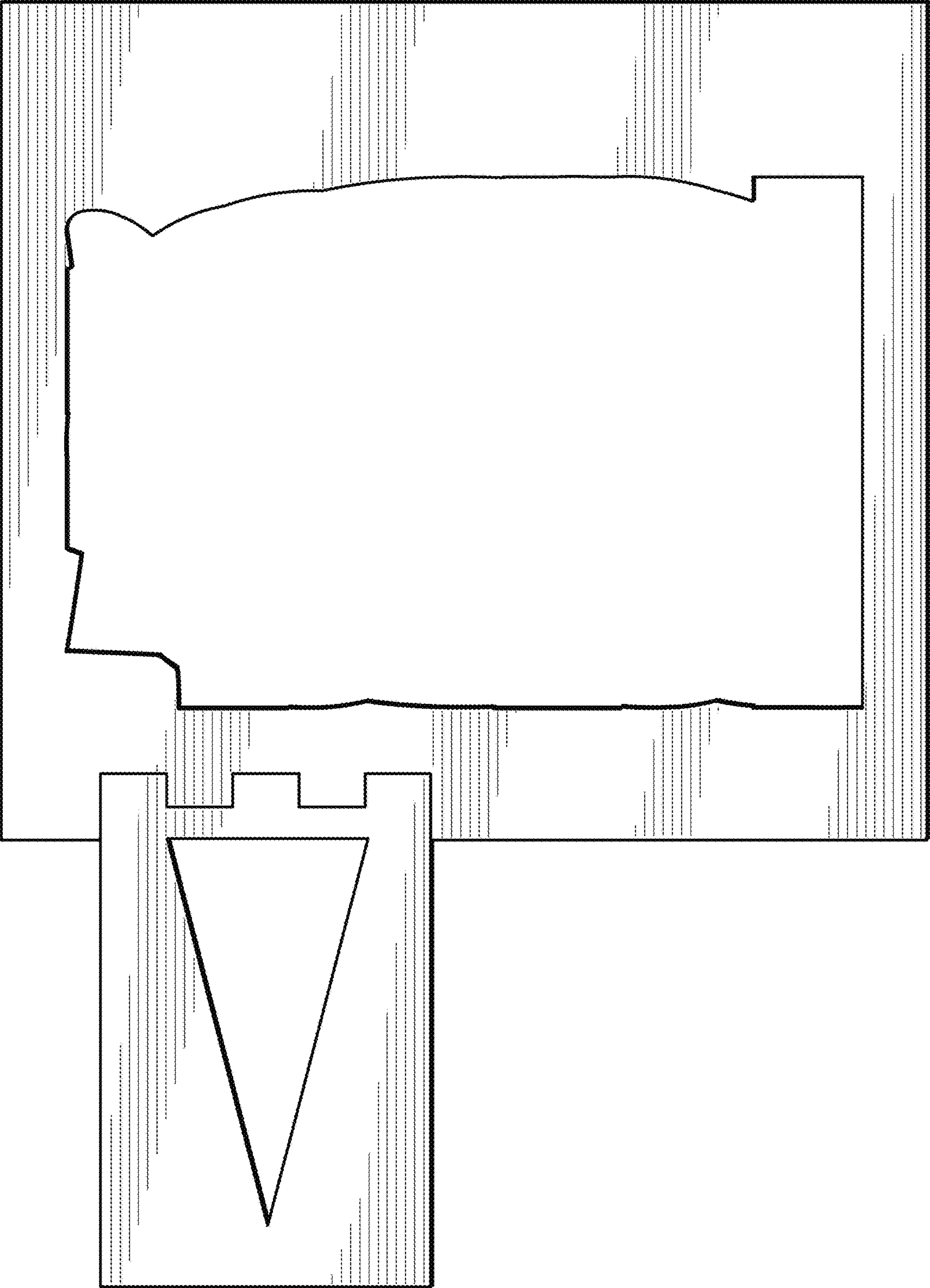


FIG. 2



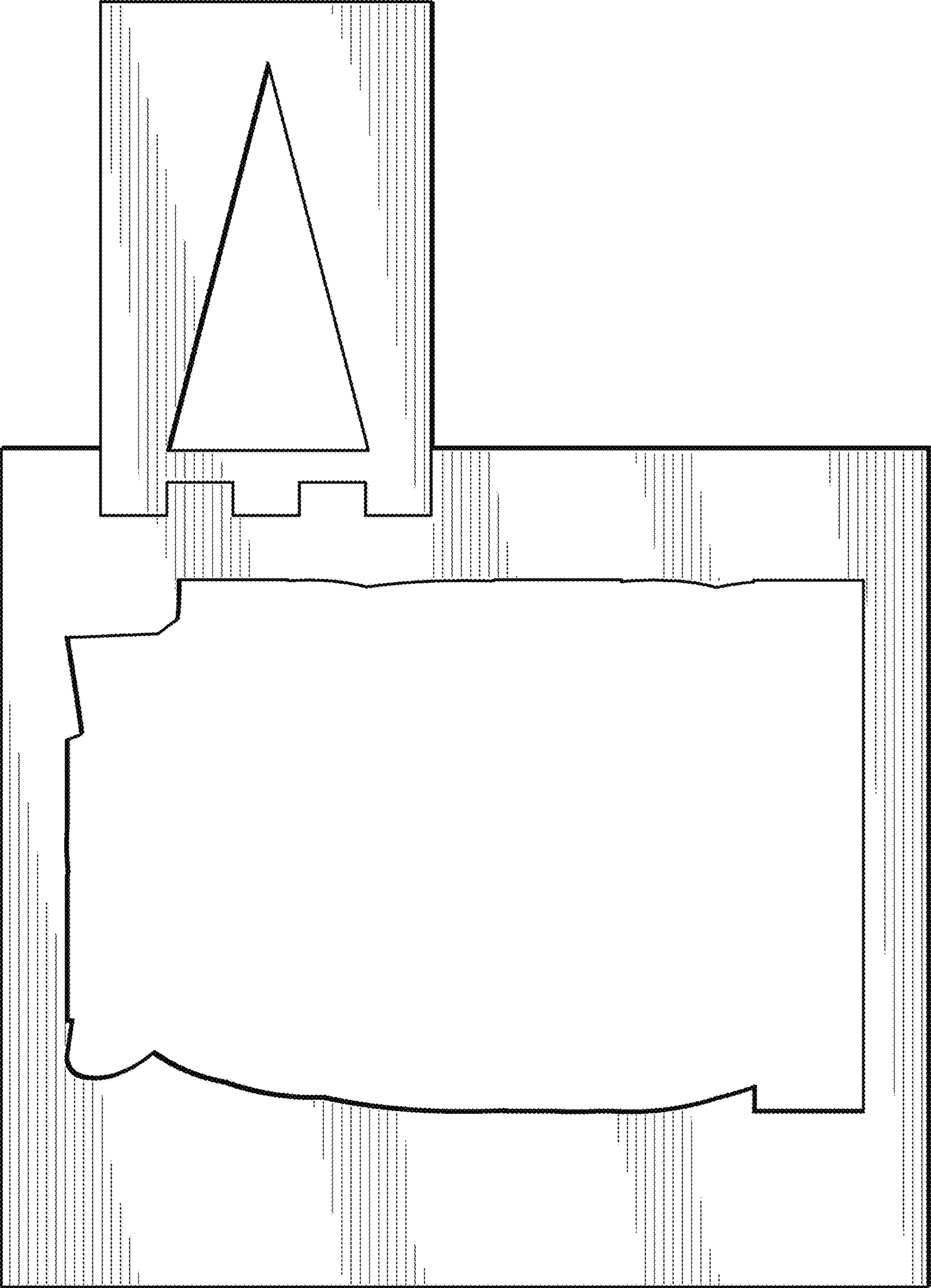


FIG. 3



FIG. 4



FIG. 5



FIG. 6

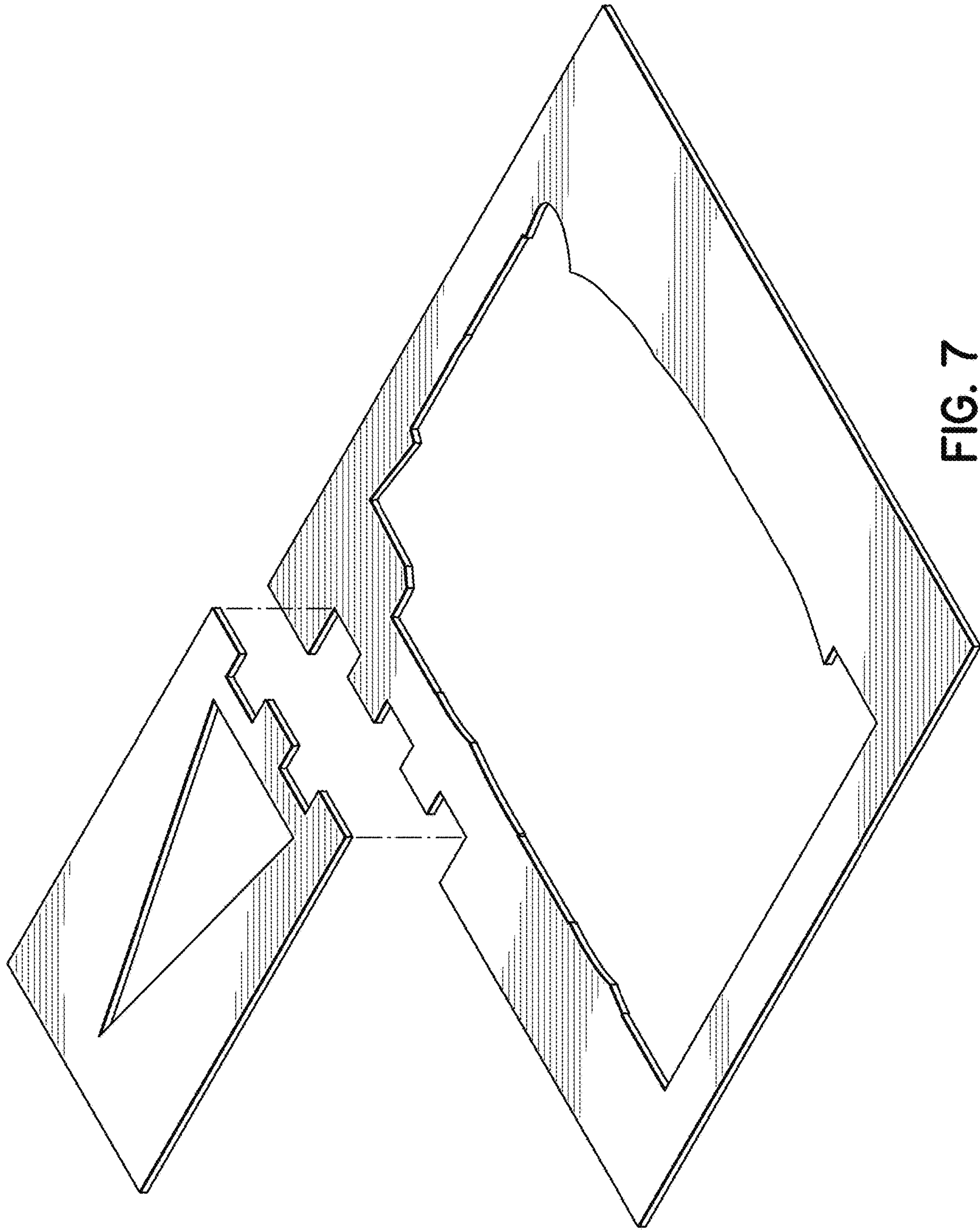


FIG. 7

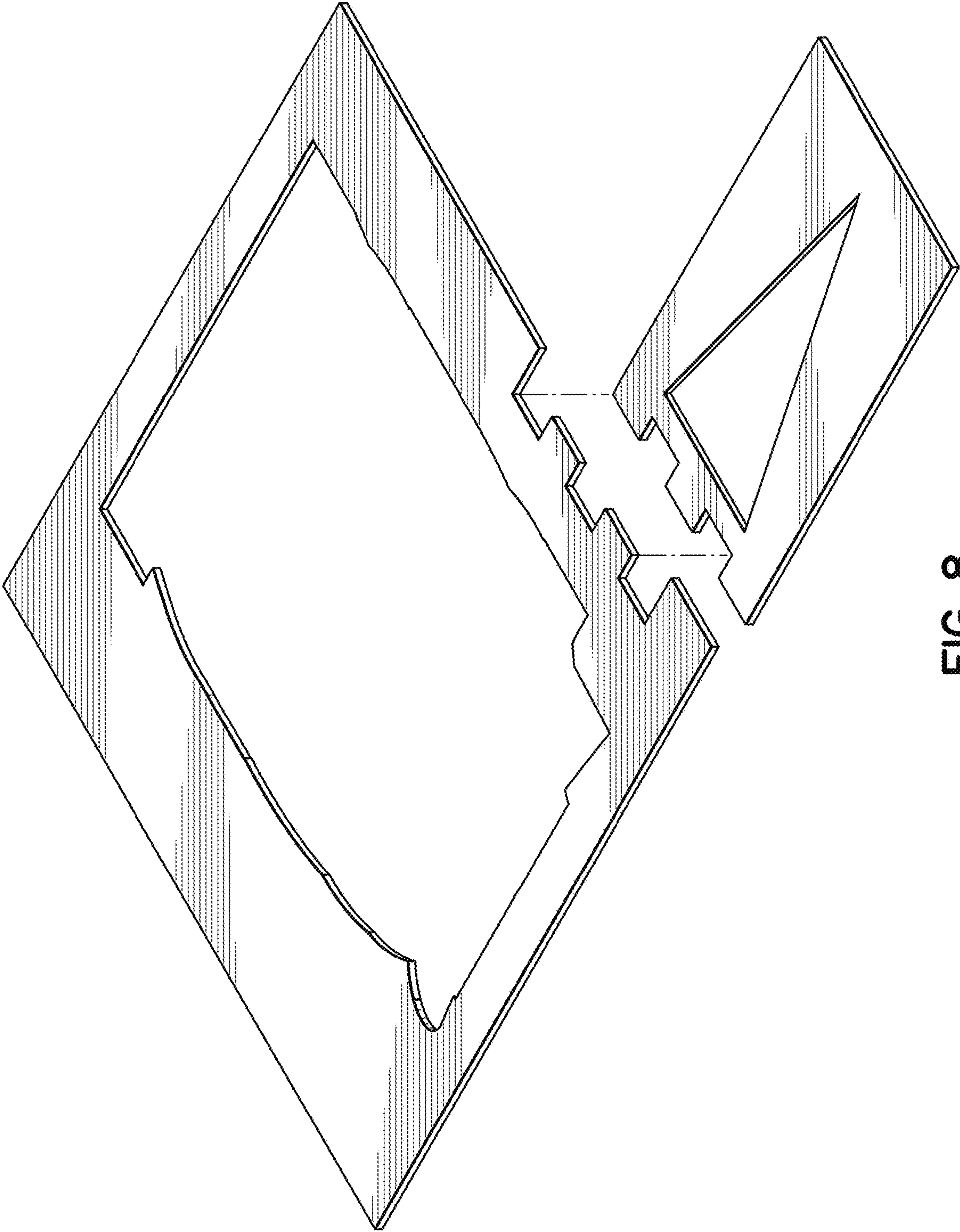


FIG. 8