



US00D956892S

(12) **United States Design Patent** (10) **Patent No.:** **US D956,892 S**  
**d'Anconia et al.** (45) **Date of Patent:** **\*\* Jul. 5, 2022**

(54) **EXERCISE DEVICE**

(71) Applicants: **Charlyn Huss d'Anconia**, Los Angeles, CA (US); **Joel Raymond Fernandez**, Los Angeles, CA (US)

(72) Inventors: **Charlyn Huss d'Anconia**, Los Angeles, CA (US); **Joel Raymond Fernandez**, Los Angeles, CA (US)

(\*\*) Term: **15 Years**

(21) Appl. No.: **29/748,014**

(22) Filed: **Aug. 26, 2020**

(51) **LOC (13) Cl.** ..... **21-02**

(52) **U.S. Cl.**  
USPC ..... **D21/693**

(58) **Field of Classification Search**  
USPC ..... D21/662, 680, 682, 683, 684, 685, 693  
CPC ..... A63B 23/16; A63B 21/0004; A63B 21/00043; A63B 21/4035; A63B 21/0557; A45D 26/0047

See application file for complete search history.

(56) **References Cited**

**U.S. PATENT DOCUMENTS**

D264,738	S	*	6/1982	Cooper	.....	D21/679
D274,171	S	*	6/1984	Gabrielidis	.....	D21/679
D274,172	S	*	6/1984	Gabrielidis	.....	D21/679
4,865,316	A	*	9/1989	Yeaman	.....	A63B 21/00043
D352,079	S	*	11/1994	Kang	.....	D21/692
D700,741	S	*	3/2014	Fallah	.....	D28/44.1
10,039,950	B2	*	8/2018	Hao	.....	A63B 21/00043
10,220,237	B2	*	3/2019	Bentley	.....	A63B 21/00043

2004/0249390	A1	*	12/2004	Dovas	.....	A45D 26/0047
2008/0051271	A1	*	2/2008	Mandell	.....	A63B 21/4035
2009/0093349	A1	*	4/2009	Cooper	.....	A63B 21/0004
2010/0240505	A1	*	9/2010	Yang	.....	A63B 21/0004
2018/0200558	A1	*	7/2018	Alnajjar	.....	A63B 23/16

**FOREIGN PATENT DOCUMENTS**

CA 38177 \* 10/1974

**OTHER PUBLICATIONS**

ZJchao Arm Power Exerciser, first available May 5, 2020, amazon.com [online], site visited [Feb. 8, 2022], Available from internet URL: <https://amzn.to/3GuyltW> (Year: 2020).\*

\* cited by examiner

*Primary Examiner* — Garth Rademaker

*Assistant Examiner* — Salamah Jordan

(74) *Attorney, Agent, or Firm* — Elizabeth Yang

(57) **CLAIM**

The ornamental design for an exercise device, as shown and described.

**DESCRIPTION**

FIG. 1 is a perspective view of an exercise device, showing our new design;  
FIG. 2 is a front view thereof;  
FIG. 3 is a back view thereof;  
FIG. 4 is a left side view thereof;  
FIG. 5 is a right side view thereof;  
FIG. 6 is a top view thereof; and,  
FIG. 7 is a bottom view thereof.

**1 Claim, 4 Drawing Sheets**






FIG. 1

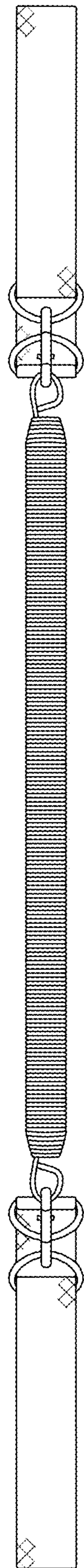


FIG. 2

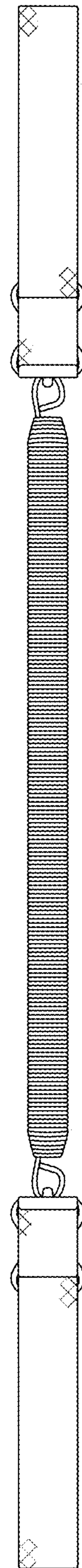


FIG. 3

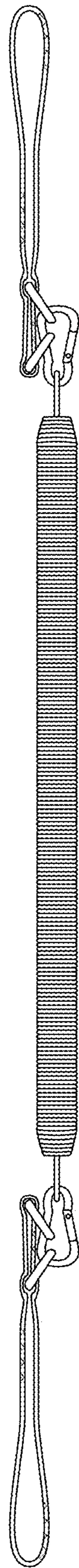


FIG. 4

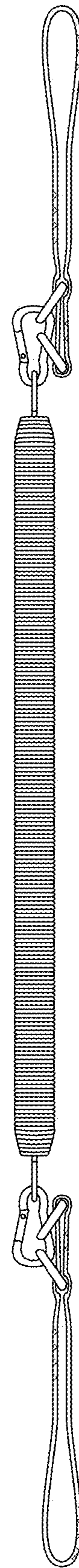


FIG. 5

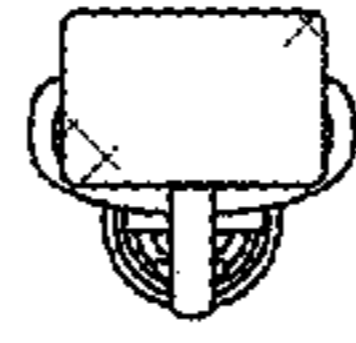


FIG. 6

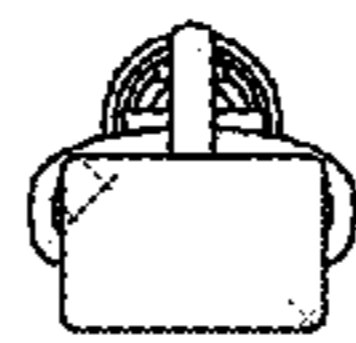


FIG. 7