



US00D956881S

(12) **United States Design Patent**
Hochstrasser

(10) **Patent No.:** **US D956,881 S**

(45) **Date of Patent:** **** Jul. 5, 2022**

(54) **TOY**

(71) Applicant: **Alex Hochstrasser**, Zurich (CH)

(72) Inventor: **Alex Hochstrasser**, Zurich (CH)

(**) Term: **15 Years**

(21) Appl. No.: **29/800,599**

(22) Filed: **Jul. 22, 2021**

Related U.S. Application Data

(62) Division of application No. 35/506,772, filed on Nov. 11, 2018 (U.S. filing date under 35 U.S.C. 384), and having an international filing date of Nov. 11, 2018, now Pat. No. Des. 896,899.

(51) **LOC (13) Cl.** **21-01**

(52) **U.S. Cl.**
USPC **D21/468**

(58) **Field of Classification Search**
USPC D21/406-408, 468, 483, 484, 488,
D21/497-503; D30/160
CPC A63H 33/006; A61J 17/02
See application file for complete search history.

(56) **References Cited**

U.S. PATENT DOCUMENTS

D171,950 S *	4/1954	Moore	D24/194
D254,860 S *	4/1980	Chase	D21/406
D263,405 S *	3/1982	Chase	D21/408
D269,885 S *	7/1983	Nakao	D21/408
D277,882 S *	3/1985	Smith	D21/436
D288,454 S *	2/1987	Thom	D21/407
D329,260 S *	9/1992	Williams	D21/406
D345,388 S *	3/1994	Spence, Jr.	D21/408
D775,281 S *	12/2016	Haut	D21/406

* cited by examiner

Primary Examiner — Joseph Kukella

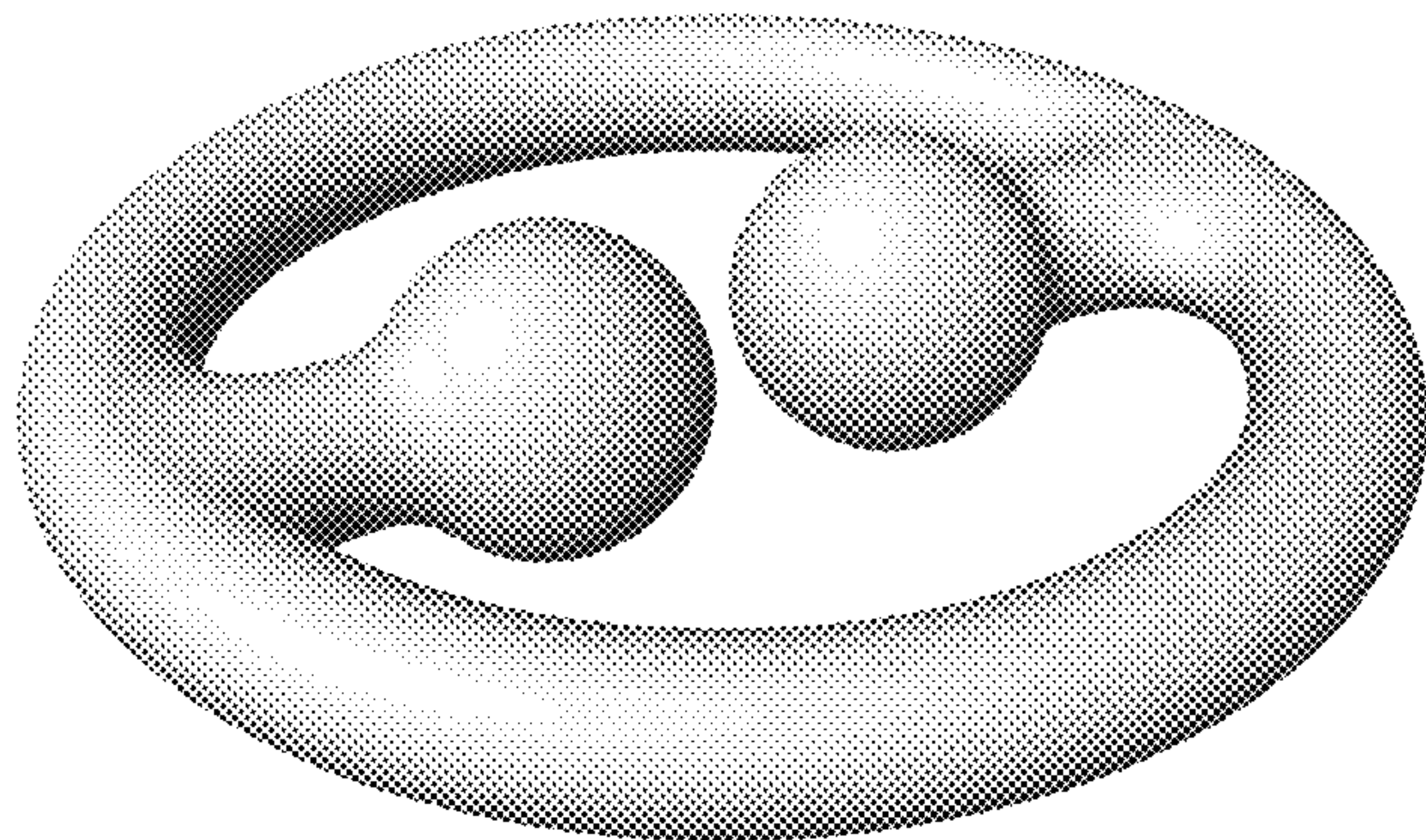

(57) **CLAIM**

The ornamental design for a toy, as shown and described.

DESCRIPTION

FIG. 1 is a front and back view of a toy showing the new design;
FIG. 2 is a right and left side view thereof;
FIG. 3 is a top and bottom view thereof; and,
FIG. 4 is a perspective view thereof.

1 Claim, 4 Drawing Sheets






FIG. 1

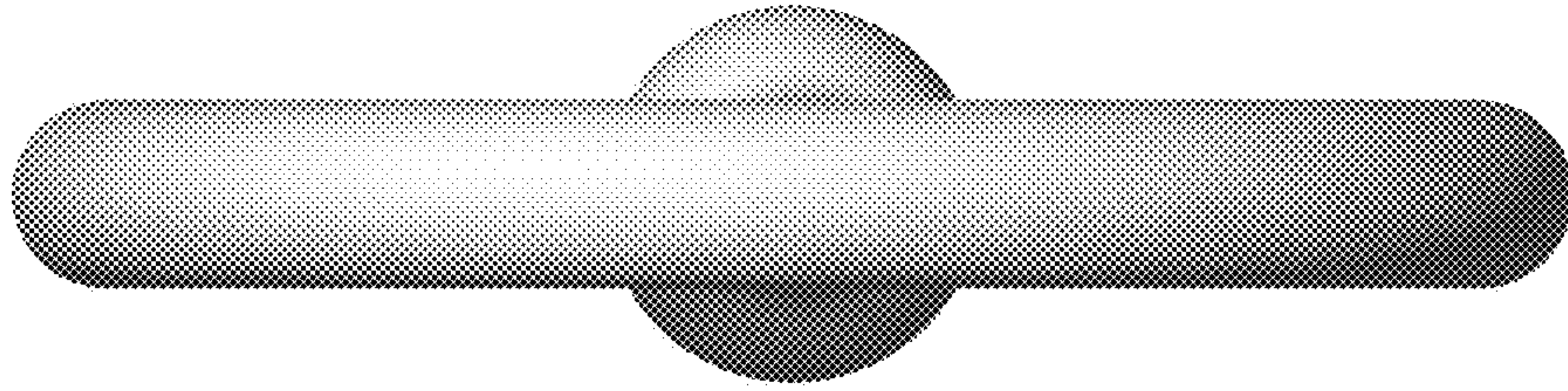


FIG. 2

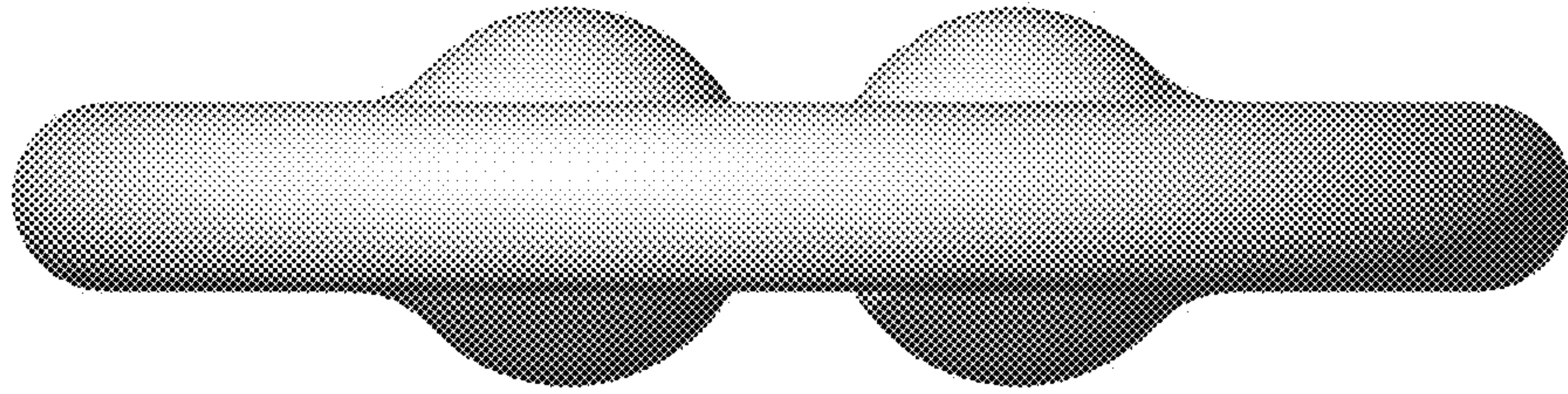


FIG. 3

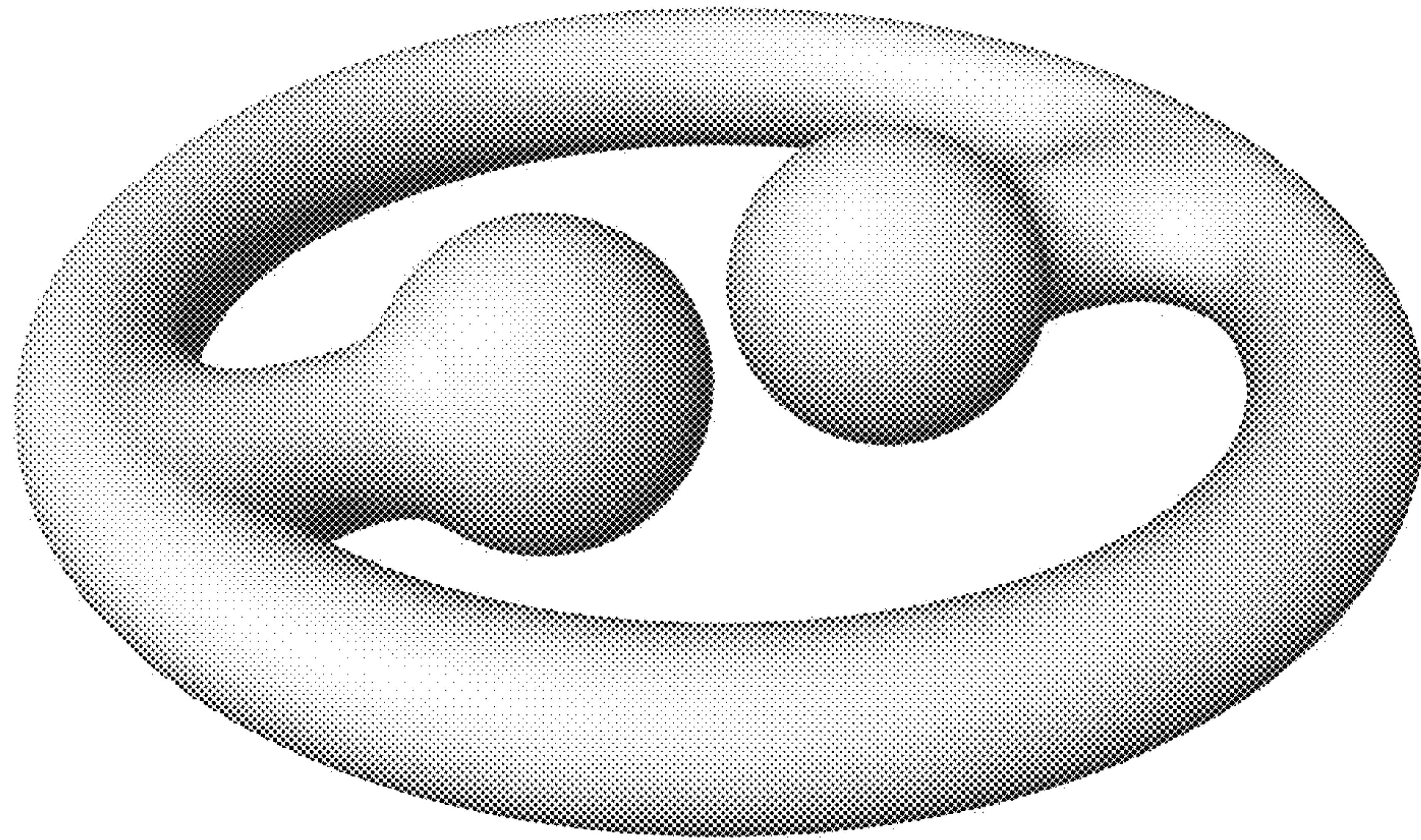


FIG. 4