



US00D956863S

(12) **United States Design Patent**  
**Zhong**

(10) **Patent No.:** **US D956,863 S**

(45) **Date of Patent:** **\*\* Jul. 5, 2022**

(54) **CHRISTMAS ADVENT CALENDAR WITH SHUTTERS**

(71) Applicant: **Shanghai Pioneer Effort Arts & Crafts Co., Ltd, Shanghai (CN)**

(72) Inventor: **Zhen Zhong, Shanghai (CN)**

(73) Assignee: **Shanghai Pioneer Effort Arts & Crafts Co., Ltd, Shanghai (CN)**

(\*\*) Term: **15 Years**

(21) Appl. No.: **29/808,412**

(22) Filed: **Sep. 19, 2021**

**Related U.S. Application Data**

(63) Continuation of application No. 29/753,903, filed on Oct. 2, 2020.

(51) **LOC (13) Cl.** ..... **19-03**

(52) **U.S. Cl.**  
USPC ..... **D19/24**

(58) **Field of Classification Search**  
USPC ..... D19/1-12, 20-34, 75-77, 86, 59, 91, D19/113; 40/124.01-124.15, 726, 40/109-110, 107, 113-118, 358, 649, 40/642.02; 283/2-3; D20/10, 20, 27, 40, D20/15, 43, 39, 41-42; 368/28, 276-278; D10/15, 2-3; 206/214-215; 281/44; 248/148; 211/13.1, 50, 24; D25/140-141

CPC .. B42D 15/022; B42D 15/027; B42D 15/045; B42D 15/042; B42D 25/00; B42D 25/20; B42D 25/23; B42D 25/26; B42D 25/29; B42D 25/30; B42D 25/285; B42D 2033/02; B42D 2033/04; B42D 2033/10; B42D 2033/16; B42D 2033/18; B42D

2033/20; B42D 2033/22; B42D 2033/28; B42D 2033/30; B43L 1/00; B43L 1/008; B43L 1/08; B43L 1/04; B43L 5/00; B43L 5/02; G09F 1/12; G09F 15/00; G09F 15/0006; G09F 15/0062; G09F 15/0068; G09F 15/0012; G09F 2007/1834; G09F 2007/1856

See application file for complete search history.

(56) **References Cited**

**U.S. PATENT DOCUMENTS**

D323,185 S \* 1/1992 Dupre ..... D19/20  
D334,945 S \* 4/1993 Hill ..... D19/20

\* cited by examiner

*Primary Examiner* — Abraham Bahta

(57) **CLAIM**


The ornamental design for a Christmas advent calendar with shutters, as shown and described.

**DESCRIPTION**

FIG. 1 is a perspective view of a Christmas advent calendar with closed shutters showing my new design; FIG. 2 is a perspective view thereof, wherein the shutters are in an open state; FIG. 3 is a front view of FIG. 1; FIG. 4 is a front view of FIG. 2; FIG. 5 is a back view of FIG. 1; FIG. 6 is a left side view of FIG. 1; and, FIG. 7 is a right side view of FIG. 1.

The broken lines showing of the numbers 1-24 is included for the purpose of illustrating unclaimed subject matter and forms no part of the claimed design.

**1 Claim, 7 Drawing Sheets**






FIG 1




FIG 2

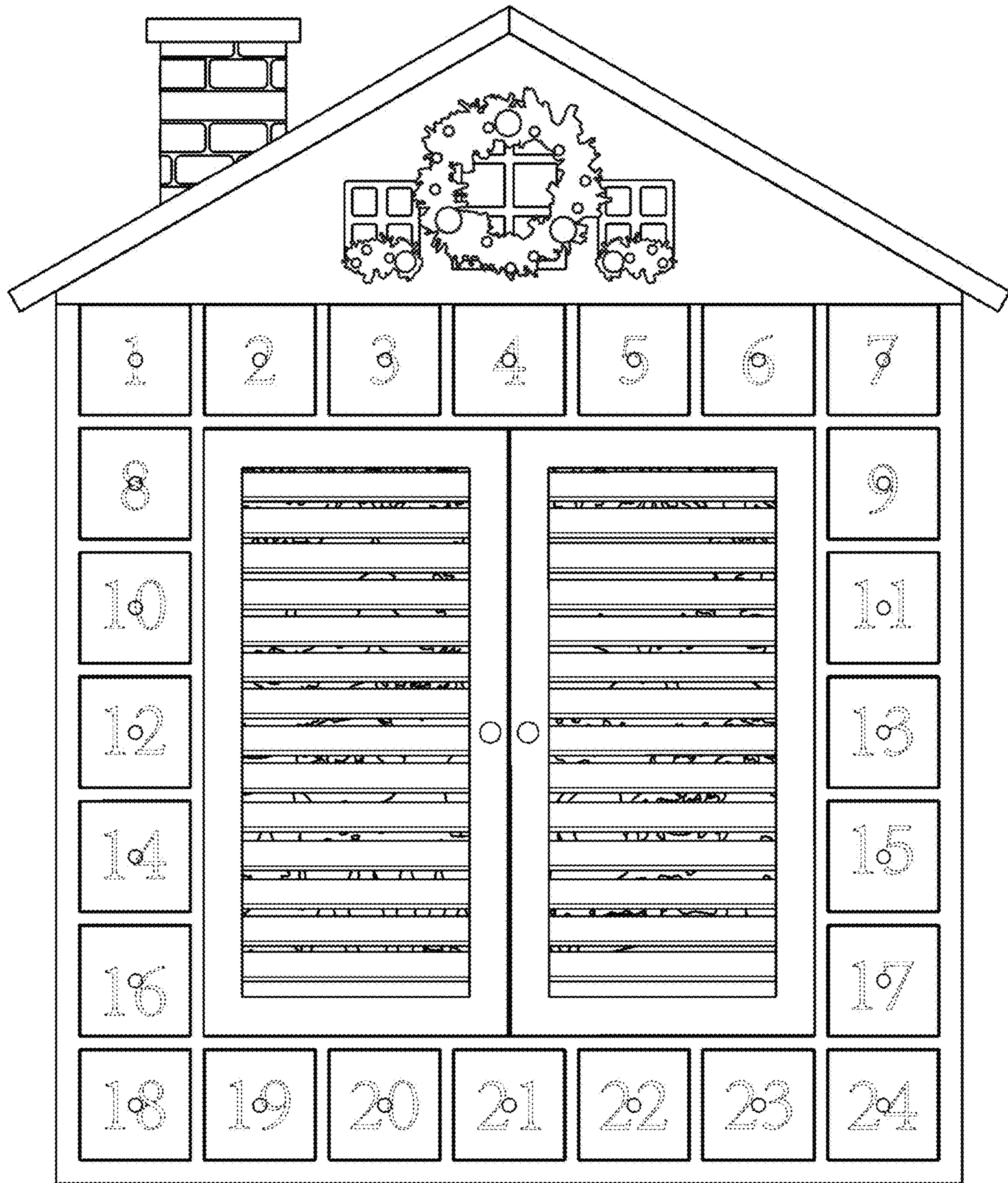


FIG 3




FIG 4

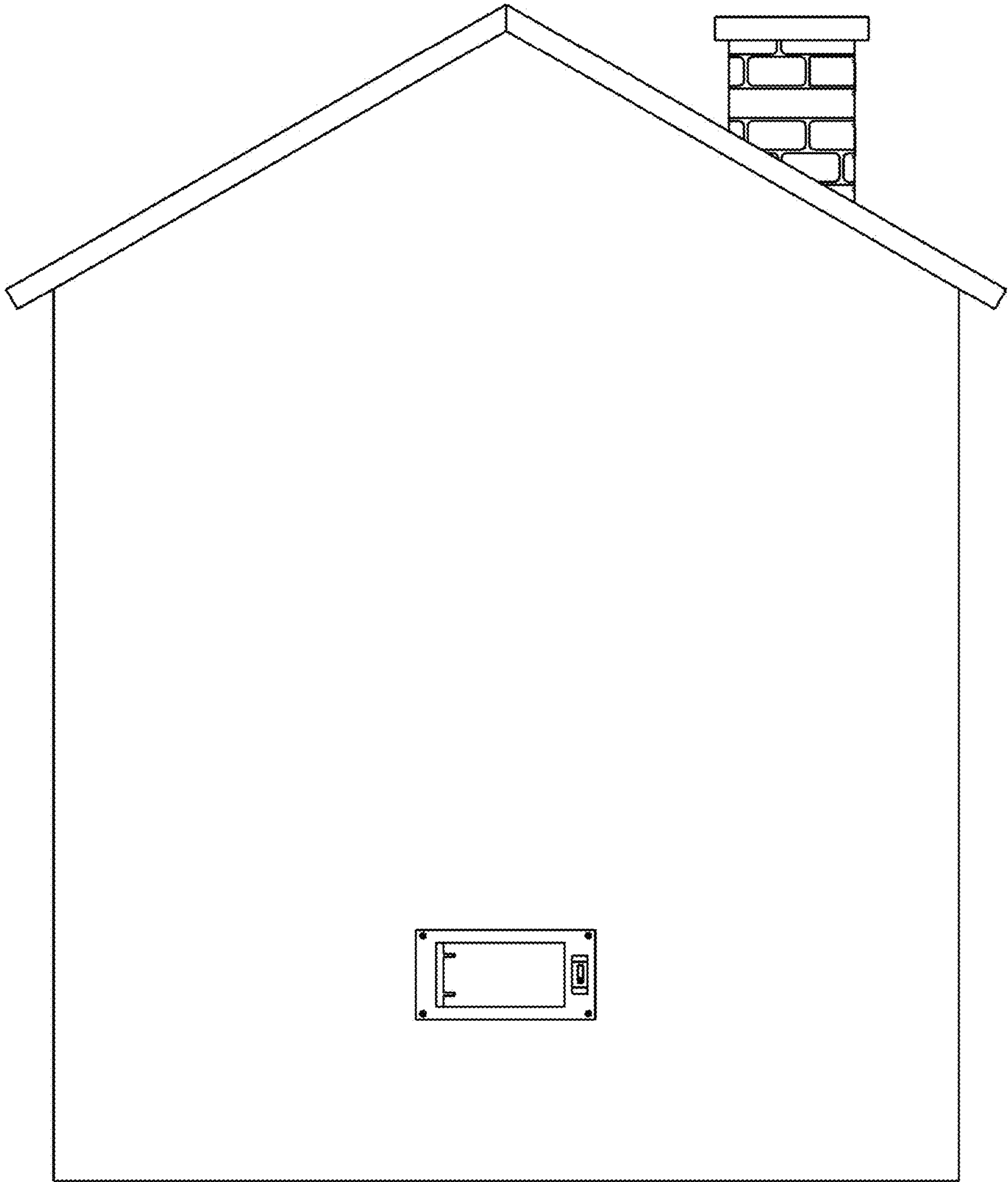


FIG 5

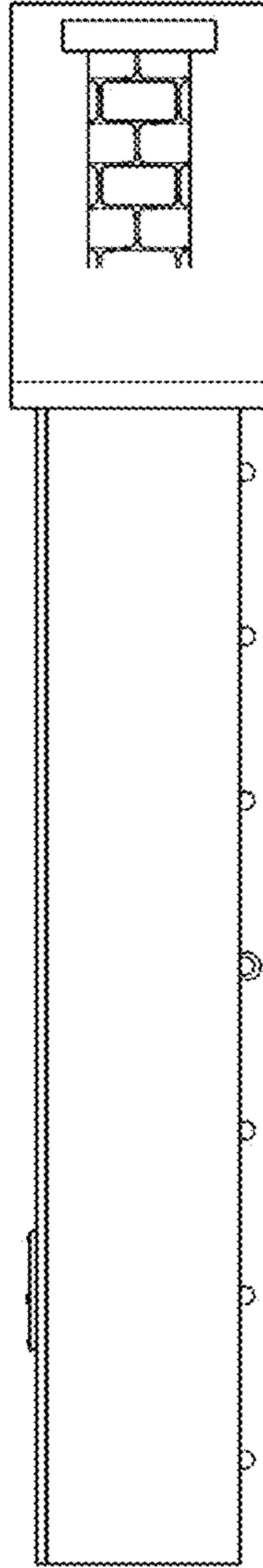


FIG 6

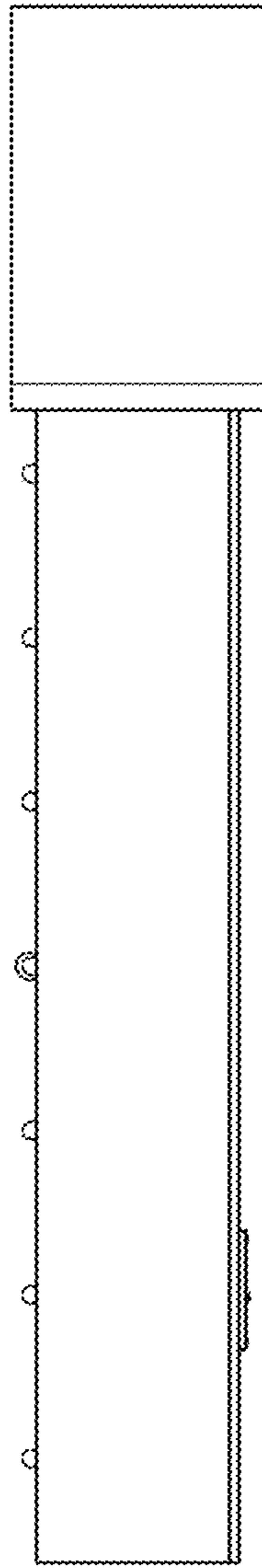


FIG 7