

US00D956862S

(12) **United States Design Patent** (10) **Patent No.:** **US D956,862 S**
Fletcher et al. (45) **Date of Patent:** **** Jul. 5, 2022**

(54) **DATA CARD**
(71) Applicant: **Block, Inc.**, San Francisco, CA (US)
(72) Inventors: **Kyle Fletcher**, Briarcliff Manor, NY (US); **Ashutosh Dhodapkar**, Fremont, CA (US); **Shayne Oliver**, Brooklyn, NY (US)
(73) Assignee: **Block, Inc.**, San Francisco, CA (US)
(**) Term: **15 Years**

D257,806 S 1/1981 Maune
D302,027 S 7/1989 Sopko
5,221,838 A 6/1993 Gutman et al.
D358,419 S 5/1995 Runyan
D365,092 S 12/1995 Mundigl et al.
D387,802 S 12/1997 Finkelstein et al.
D406,861 S 3/1999 Leedy, Jr.
D416,246 S 11/1999 Hileman
D427,577 S 7/2000 Haas et al.
D431,677 S 10/2000 Regensburg
D438,563 S 3/2001 Webb et al.
D439,493 S 3/2001 Chen
D462,610 S 9/2002 Davis

(Continued)

(21) Appl. No.: **29/741,460**
(22) Filed: **Jul. 13, 2020**
(51) **LOC (13) Cl.** **19-08**
(52) **U.S. Cl.**
USPC **D19/10**
(58) **Field of Classification Search**
USPC D19/1-10, 20-34; 40/124.01-124.15,
40/661, 776, 726; 283/72, 75-76,
283/105-107, 82, 70, 904, 74; 206/449;
D21/385; D20/10-11, 22, 27, 40, 42;
360/2; 235/380, 382
CPC B42D 15/00; B42D 15/022; B42D 15/027;
B42D 15/045; B42D 15/047; B42D
25/00; B42D 25/20; B42D 25/23; B42D
25/26; B42D 25/29; B42D 25/30; B42D
25/40; B42D 25/22; B42D 2033/02;
B42D 2033/04; B42D 2033/08; B42D
2033/10; B42D 2033/16; B42D 2033/18;
B42D 2033/20; B42D 2033/28; B42D
2033/30
See application file for complete search history.

FOREIGN PATENT DOCUMENTS

WO 2007/008686 A2 1/2007

OTHER PUBLICATIONS

Ex Parte Quale Action mailed Sep. 19, 2018, for Design U.S. Appl. No. 29/586,095, of Omojola, A., et al., filed Nov. 30, 2016.

(Continued)

Primary Examiner — Abraham Bahta
(74) *Attorney, Agent, or Firm* — Lee & Hayes, P.C.

(57) **CLAIM**

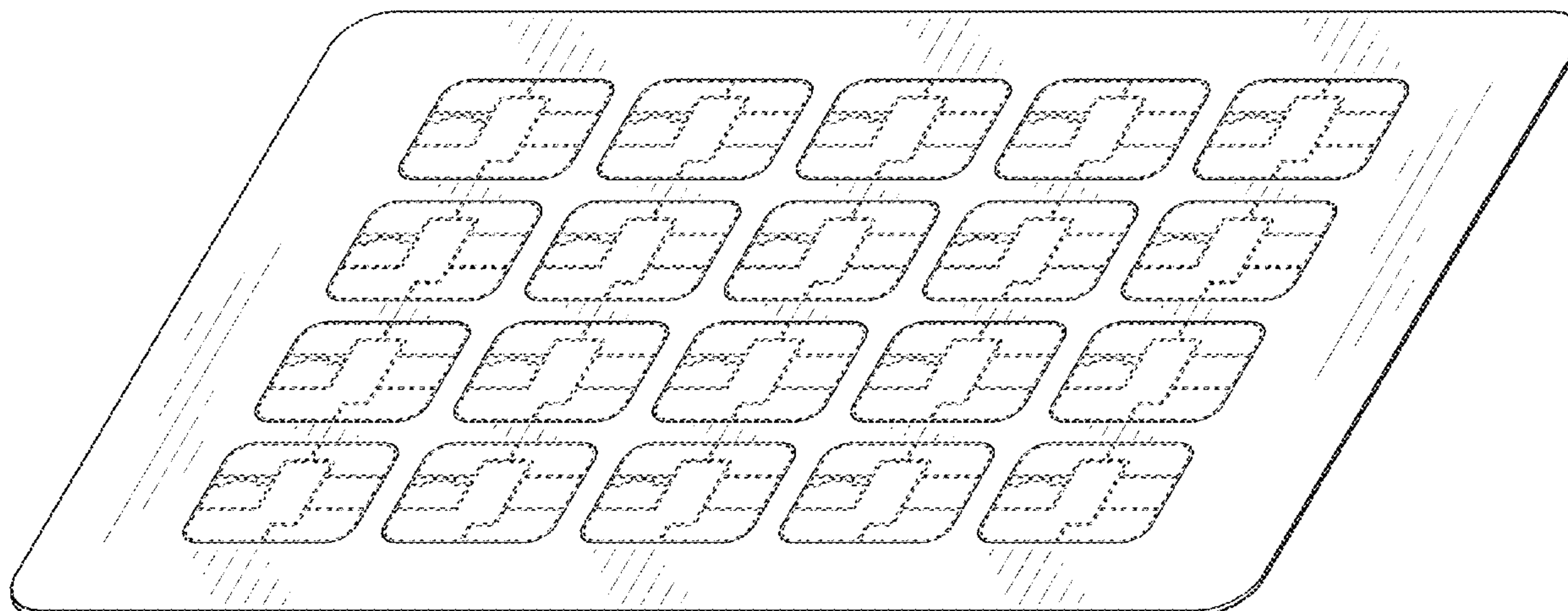
The ornamental design for a data card, as shown and described.

DESCRIPTION

FIG. 1 is a front perspective view of a data card;
FIG. 2 is a front view thereof;
FIG. 3 is a back view thereof;
FIG. 4 is a left-side view thereof;
FIG. 5 is a right-side view thereof;
FIG. 6 is a top view thereof; and,
FIG. 7 is a bottom view thereof.
The dashed broken lines depict portions of the data card that form no part of the claimed design.

1 Claim, 5 Drawing Sheets

(56) **References Cited**
U.S. PATENT DOCUMENTS
2,666,655 A 1/1954 Wolowitz
3,217,643 A 11/1965 Crissy et al.
3,601,913 A 8/1971 Pollock et al.



(56)

References Cited

U.S. PATENT DOCUMENTS

D462,714 S 9/2002 Creighton
 D486,515 S 2/2004 True
 D498,788 S 11/2004 Lubking
 D572,422 S 7/2008 Renn
 D617,652 S 6/2010 Katz et al.
 D620,975 S 8/2010 Skelding et al.
 D622,315 S 8/2010 Skelding et al.
 D628,236 S 11/2010 Skelding et al.
 D635,186 S 3/2011 Skelding et al.
 D636,021 S * 4/2011 Antonio D19/10
 D643,062 S 8/2011 Skelding et al.
 D665,851 S 8/2012 Davis
 D695,863 S 12/2013 Pickerill
 D724,486 S 3/2015 Sheffield
 D767,024 S 9/2016 O'Shea et al.
 D768,770 S 10/2016 Lee et al.
 9,619,519 B1 4/2017 Dorner
 D797,138 S 9/2017 Reiter et al.
 9,875,469 B1 1/2018 Chin et al.
 D813,302 S 3/2018 Getachew et al.
 10,127,532 B1 11/2018 Grassadonia
 D837,878 S * 1/2019 Lansdale D19/10
 D842,333 S 3/2019 Connor et al.
 D877,242 S 3/2020 Arneja et al.
 D886,844 S 6/2020 Connor et al.
 D905,105 S 12/2020 Connor et al.
 D916,553 S 4/2021 Veldkamp
 10,977,540 B2 4/2021 Lowe
 11,030,513 B2 6/2021 Pachler et al.
 D937,272 S 11/2021 Fletcher et al.
 D941,919 S * 1/2022 Fletcher D19/9
 D943,024 S * 2/2022 Finn D19/10
 2013/0085931 A1 4/2013 Runyan
 2014/0070009 A1 3/2014 Zambrano
 2014/0138443 A1 5/2014 Blum
 2014/0222663 A1 8/2014 Park et al.
 2015/0129665 A1 5/2015 Finn et al.
 2015/0142661 A1 5/2015 Jain et al.
 2015/0235122 A1 8/2015 Finn et al.

2016/0034924 A1 2/2016 Sorenson
 2016/0117670 A1 4/2016 Davis
 2017/0372282 A1 12/2017 Sarin
 2019/0197514 A1 6/2019 Tineo et al.
 2020/0265409 A1 8/2020 Babu
 2020/0410496 A1 12/2020 Margolin et al.

OTHER PUBLICATIONS

Non-Final Office Action dated Nov. 13, 2018, for U.S. Appl. No. 29/586,087, of Omojola, A., et al., filed Nov. 30, 2016.
 Non-Final Office Action dated Mar. 7, 2019, for Design U.S. Appl. No. 29/586,095, of Omojola, A., et al., filed Nov. 30, 2016.
 Final Office Action dated Aug. 22, 2019, for Design U.S. Appl. No. 29/586,087, of Omojola, A., et al., filed Nov. 30, 2016.
 Final Office Action dated Aug. 22, 2019, for Design U.S. Appl. No. 29/586,095, of Omojola, A., et al., filed Nov. 30, 2016.
 Advisory Action dated Jan. 23, 2020 for U.S. Appl. No. 29/586,087, filed Nov. 30, 2016.
 Advisory Action dated Jan. 23, 2020 for U.S. Appl. No. 29/586,095, filed Nov. 30, 2016.
 Non Final Office Action dated Aug. 19, 2020, for U.S. Appl. No. 29/586,095, of Omojola, A et al., filed Nov. 30, 2016.
 Non-Final Office Action dated May 20, 2021, for U.S. Appl. No. 16/898,104, of Engstrom,G., et al., filed Jun. 10, 2020.
 Notice of Allowance dated Jul. 16, 2021, for Design U.S. Appl. No. 29/725,529, of Fletcher, K.,et al., filed Feb. 25, 2020.
 Ex Parte Quale Action mailed Mar. 19, 2021, for Design U.S. Appl. No. 29/586,095, of Omojola, A., et al., filed Nov. 30, 2016.
 Notice of Allowance dated Jan. 28, 2022, for Design U.S. Appl. No. 29/586,095, of Omojola, A., et al., filed Nov. 30, 2016.
 Notice of Allowance dated Sep. 9, 2021, for Design U.S. Appl. No. 29/586,095, of Omojola, A., et al., filed Nov. 30, 2016.
 Notice of Allowance dated Feb. 16, 2022, for Design U.S. Appl. No. 29/586,095, of Omojola, A., et al., filed Nov. 30, 2016.
 Corrected Notice of Allowability dated Mar. 31, 2022, for Design U.S. Appl. No. 29/586,095, of Omojola, A., et al., filed Nov. 30, 2016.

* cited by examiner




FIG. 1

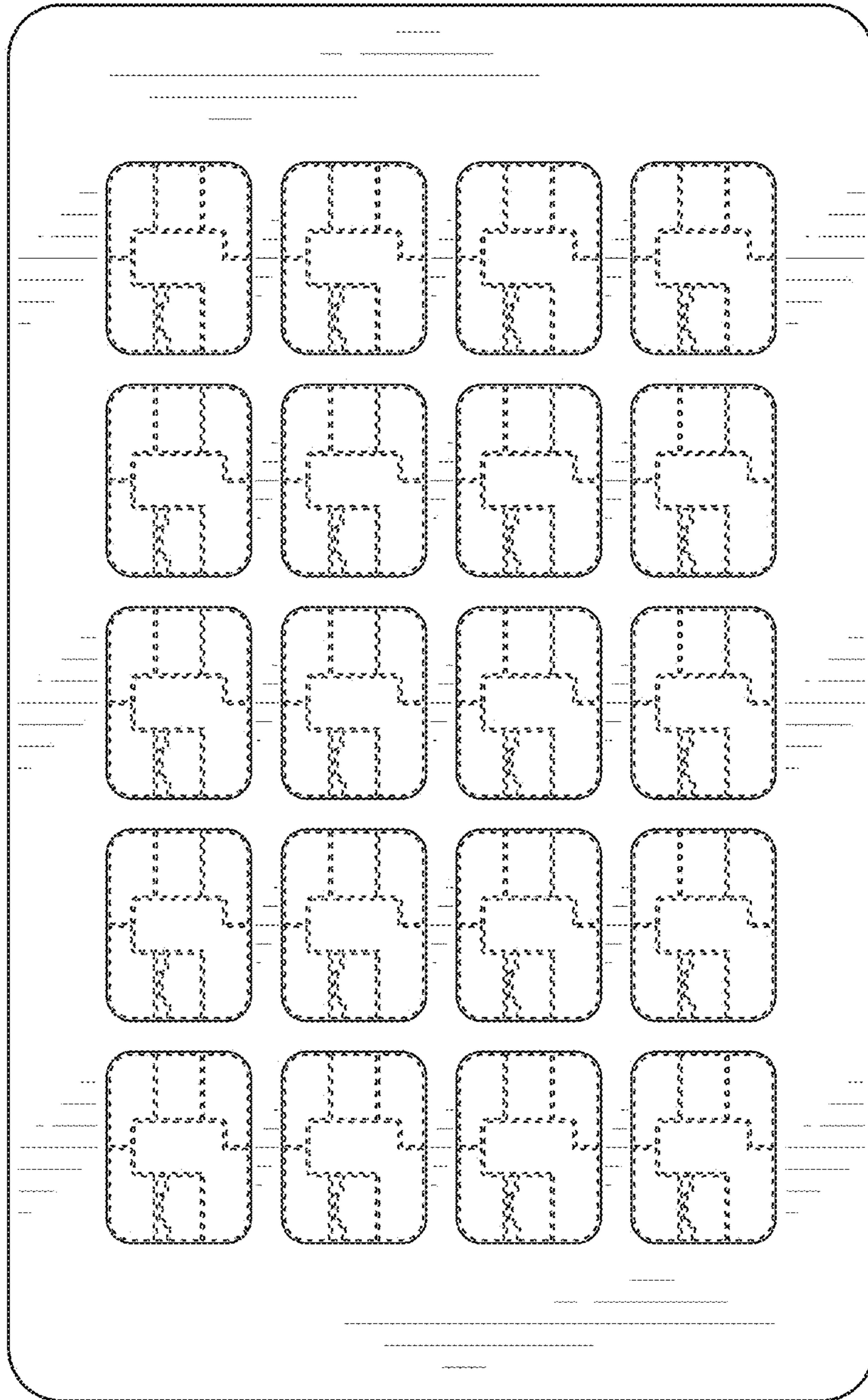


FIG. 2

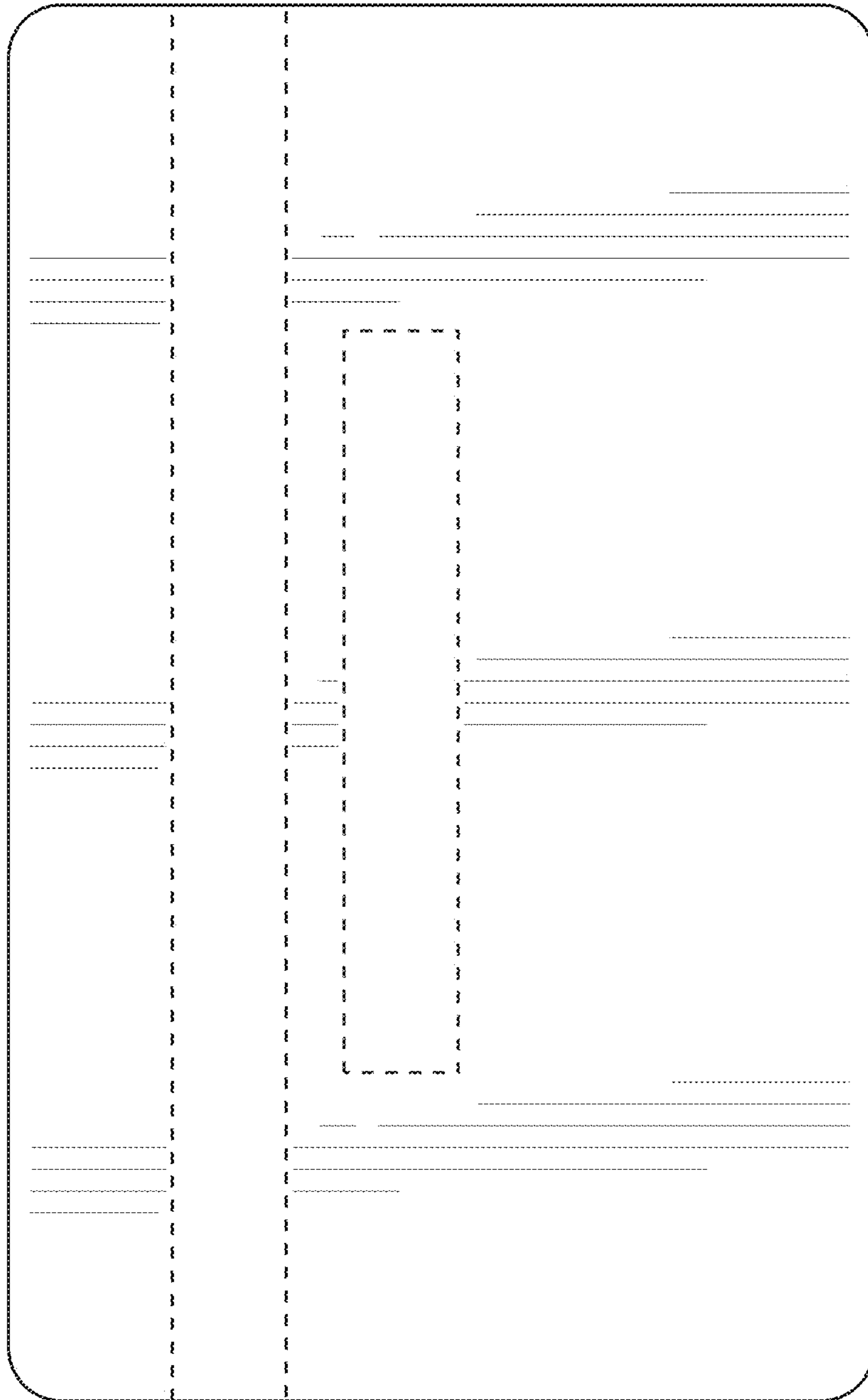


FIG. 3




FIG. 5




FIG. 4



FIG. 6



FIG. 7