



US00D956856S

(12) **United States Design Patent** (10) **Patent No.:** **US D956,856 S**
Wang (45) **Date of Patent:** **** Jul. 5, 2022**

(54) **EXTENSION SUPPORT**
(71) Applicant: **AUTEL INTELLIGENT TECHNOLOGY CORP., LTD.,**
Guangdong (CN)
(72) Inventor: **Yongshuai Wang,** Guangdong (CN)
(73) Assignee: **AUTEL INTELLIGENT TECHNOLOGY CORP., LTD.,**
Shenzhen (CN)
(**) Term: **15 Years**

D396,403 S * 7/1998 Whittaker D8/354
D754,242 S * 4/2016 Wang D16/242
D785,698 S * 5/2017 Wang D16/242
10,625,878 B2 * 4/2020 Yau F16M 13/02
10,821,607 B2 * 11/2020 Chen B60S 5/00
D942,880 S * 2/2022 Wang D10/103
2018/0237158 A1 * 8/2018 Liang G03B 17/561
2019/0127084 A1 * 5/2019 Yau F16M 11/10

(21) Appl. No.: **29/732,906**
(22) Filed: **Apr. 28, 2020**

FOREIGN PATENT DOCUMENTS

CN 301394316 * 11/2010
CN 305818387 * 6/2020
CN 305842362 * 6/2020

(Continued)

(30) **Foreign Application Priority Data**

Oct. 30, 2019 (CN) 201930593679.3

(51) **LOC (13) Cl.** **16-04**

(52) **U.S. Cl.**
USPC **D16/250**

(58) **Field of Classification Search**
USPC D16/136, 211, 214, 219, 235, 236, 237,
D16/241, 242, 243, 245, 250, 334;
D8/352, 353, 354, 381, 382, 394
CPC .. G03B 17/561; G03B 17/563; G03B 17/566;
G03B 17/565; F16M 11/041; F16M
11/06; F16M 11/043; H04N 5/2254;
G02B 7/00

See application file for complete search history.

(56) **References Cited**

U.S. PATENT DOCUMENTS

1,640,326 A * 8/1927 Jonasson A47C 16/025
248/624
3,386,324 A * 6/1968 Ihle B30B 15/068
83/543
D286,977 S * 12/1986 Steck D8/394

OTHER PUBLICATIONS

Bolt Dual Battery Plate Mount 14.4V, product availability date unknown [online], no video/pictured review [online], [site visited May 3, 2022]:URL:<<https://teradek.com/collections/bolt-1000/products/bolt-battery-plate?variant=35497389773>> (Year: 2022).*

(Continued)

Primary Examiner — Sanjeev Paul
Assistant Examiner — Loryn Korrine Leblanc

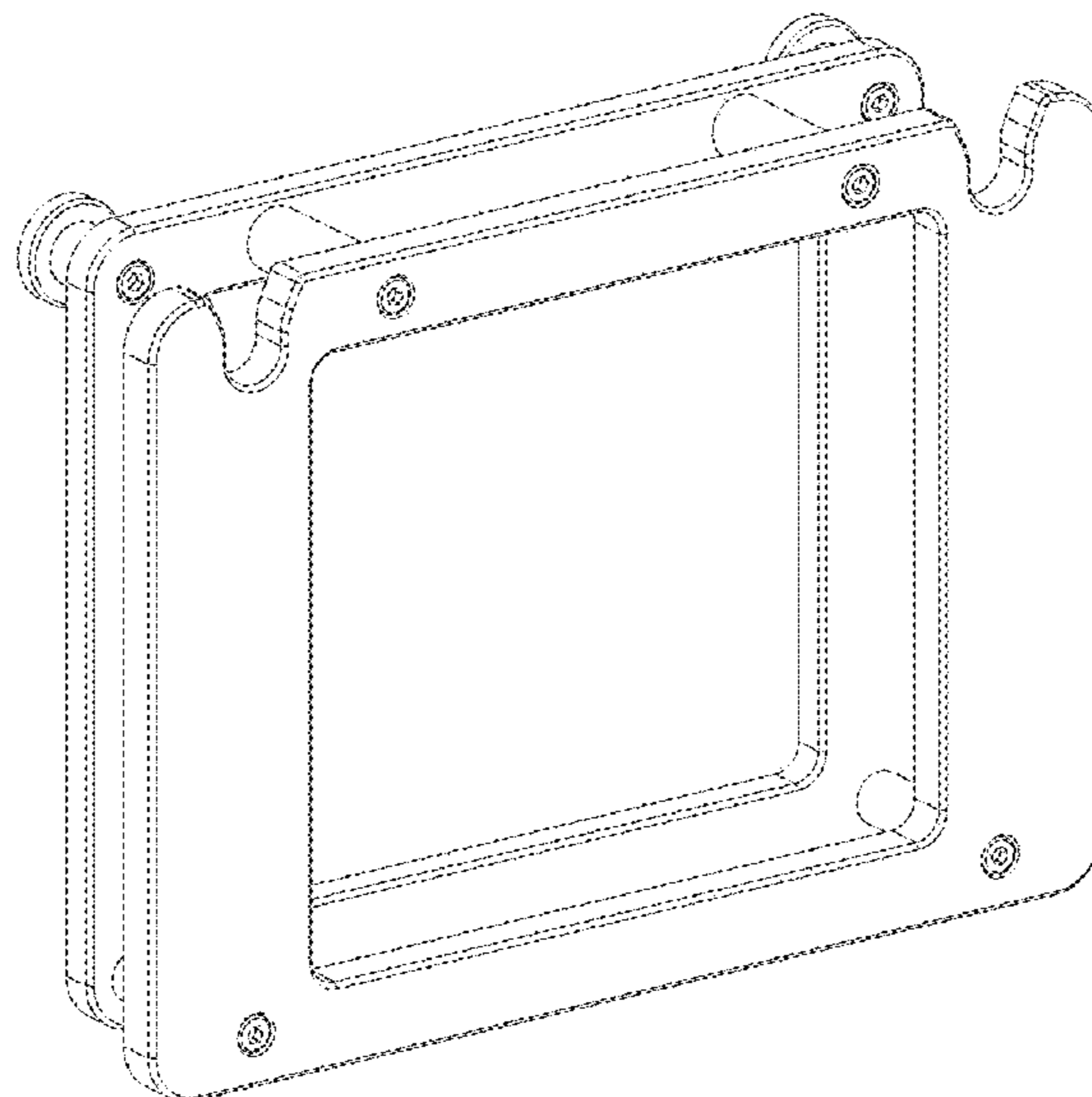
(57) **CLAIM**

The ornamental design for an extension support, as shown and described.

DESCRIPTION

FIG. 1 is a front elevational view of an extension support showing our new design;
FIG. 2 is a rear elevational view thereof;
FIG. 3 is a left side elevational view thereof;
FIG. 4 is a right side elevational view thereof;
FIG. 5 is a top plan view thereof;
FIG. 6 is a bottom plan view thereof; and,
FIG. 7 is a perspective view thereof.

1 Claim, 4 Drawing Sheets



(56)

References Cited

FOREIGN PATENT DOCUMENTS

CN	306838387	*	9/2021
GB	2100924	*	4/2001
GB	6110105	*	12/2020
JP	D1676928	*	1/2021

OTHER PUBLICATIONS

Autel MA600 Mobile ADAS Calibration, video review Oct. 5, 2020 [online], [site visited May 3, 2022]:URL:<<https://www.youtube.com/watch?v=jZmGDNIwbq0>> (Year: 2020).*

Autel MA600RAP MA600 Mounting Plate, product availability date unknown [online], no video/pictured review [online], [site visited May 3, 2022]:URL:<https://jmcautomotiveequipment.com/autel/autel-ma600rap-ma600-mounting-plate/?dfw_tracker=17151-202396> (Year: 2022).*

MaxiSys ADAS—Calibration Toolset Placement, video review Jul. 9, 2018 [online], [site visited May 3, 2022]:URL:<<https://www.youtube.com/watch?v=MrX2iNYaLbs>> (Year: 2018).*

Lexus Lane Camera Calibration Procedure Instruction, video review Dec. 13, 2018 [online], [site visited May 3, 2022]:URL:<<https://www.youtube.com/watch?v=GfbejHHuXtU>> (Year: 2018).*

Secure Tablet Stand—Desk or Wall-Mountable, product availability date unknown [online], no video/pictured review [online], [site visited May 3, 2022]:URL:<<https://www.startech.com/en-us/display-mounting-ergonomics/sectbltpos>> (Year: 2022).*

* cited by examiner




FIG.1




FIG.2




FIG.3




FIG.4




FIG.5




FIG.6

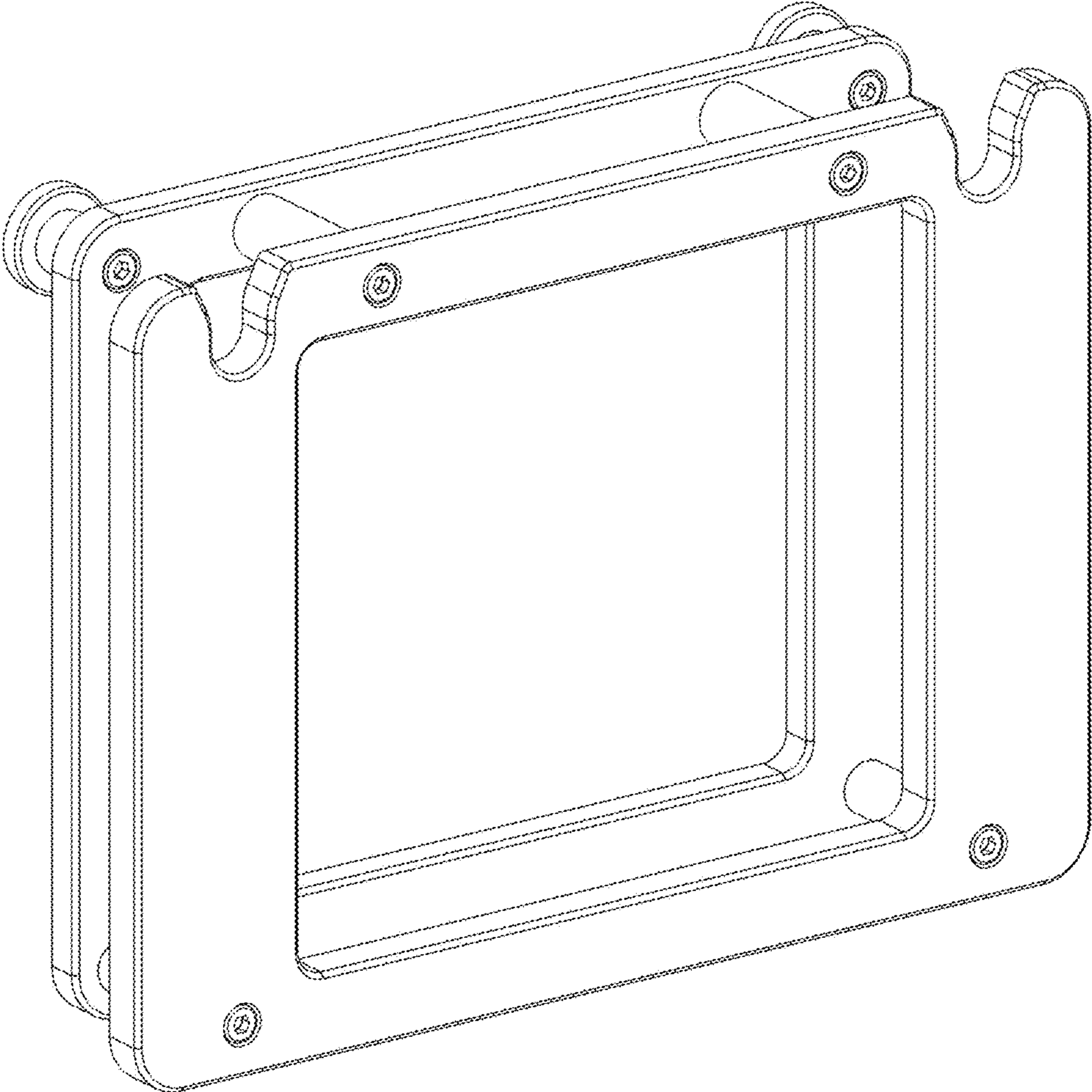


FIG.7