



US00D956788S

(12) **United States Design Patent** (10) **Patent No.:** **US D956,788 S**
Sit et al. (45) **Date of Patent:** **** Jul. 5, 2022**

(54) **DISPLAY SCREEN OR PORTION THEREOF WITH GRAPHICAL USER INTERACE**

(71) Applicant: **Smiths Medical ASD, Inc.**, Plymouth, MN (US)

(72) Inventors: **Richard Sit**, Chanhassen, MN (US);
Ross Gencheff, Madison, WI (US);
Valerie Schiebel, Otsego, MN (US);
Shelby Erickson, Woodbury, MN (US);
Jonathan Sollie, Minneapolis, MN (US)

(73) Assignee: **Smiths Medical ASD, Inc.**, Plymouth, MN (US)

(**) Term: **15 Years**

(21) Appl. No.: **29/652,715**

(22) Filed: **Oct. 29, 2020**

(51) **LOC (13) Cl.** **14-04**

(52) **U.S. Cl.**
USPC **D14/486**

(58) **Field of Classification Search**
USPC D14/485-495; D20/11; D21/324, 325
CPC G06F 3/048; G06F 3/0481; G06F 3/04817;
G06F 3/0482; G06F 3/0483; G06F 3/04842; G06F 3/0485; G06F 3/04855;
G06F 3/0486; G06F 3/0488; G06F 3/04886; G06F 9/451; G06F 40/103;
G06F 40/106; G06F 40/189; G06F 40/191; G03B 31/06; H04N 21/4438;
H04N 21/4821

See application file for complete search history.

(56) **References Cited**

U.S. PATENT DOCUMENTS

5,706,097 A * 1/1998 Schelling G03B 31/06
358/401
D611,052 S * 3/2010 Bamford D14/485

D648,732 S * 11/2011 Chou D14/485
D693,839 S * 11/2013 Hally D14/486
D710,377 S * 8/2014 Rydenhag D14/488
D722,319 S * 2/2015 Moore D14/486
D808,403 S * 1/2018 Capela D14/486
D815,663 S * 4/2018 Dudey D14/488
D831,059 S * 10/2018 Bao D14/488
D875,756 S * 2/2020 Feng D14/488
D881,219 S * 4/2020 Ngo D14/488
2007/0011702 A1 * 1/2007 Vaysman H04N 21/4821
348/E7.071
2015/0128042 A1 * 5/2015 Churchill H04N 21/4438
715/718

OTHER PUBLICATIONS

Omar, Ali, "Free wireframe kits for Adobe XD" Jun. 6, 2018, posted at behance.net, [site visited Feb. 8, 2022]. <https://www.behance.net/gallery/66495471/Free-wireframe-kits-for-Adobe-XD> (Year: 2018).*

(Continued)

Primary Examiner — John M Otte

(74) *Attorney, Agent, or Firm* — Patterson Thuente Pedersen, P.A.

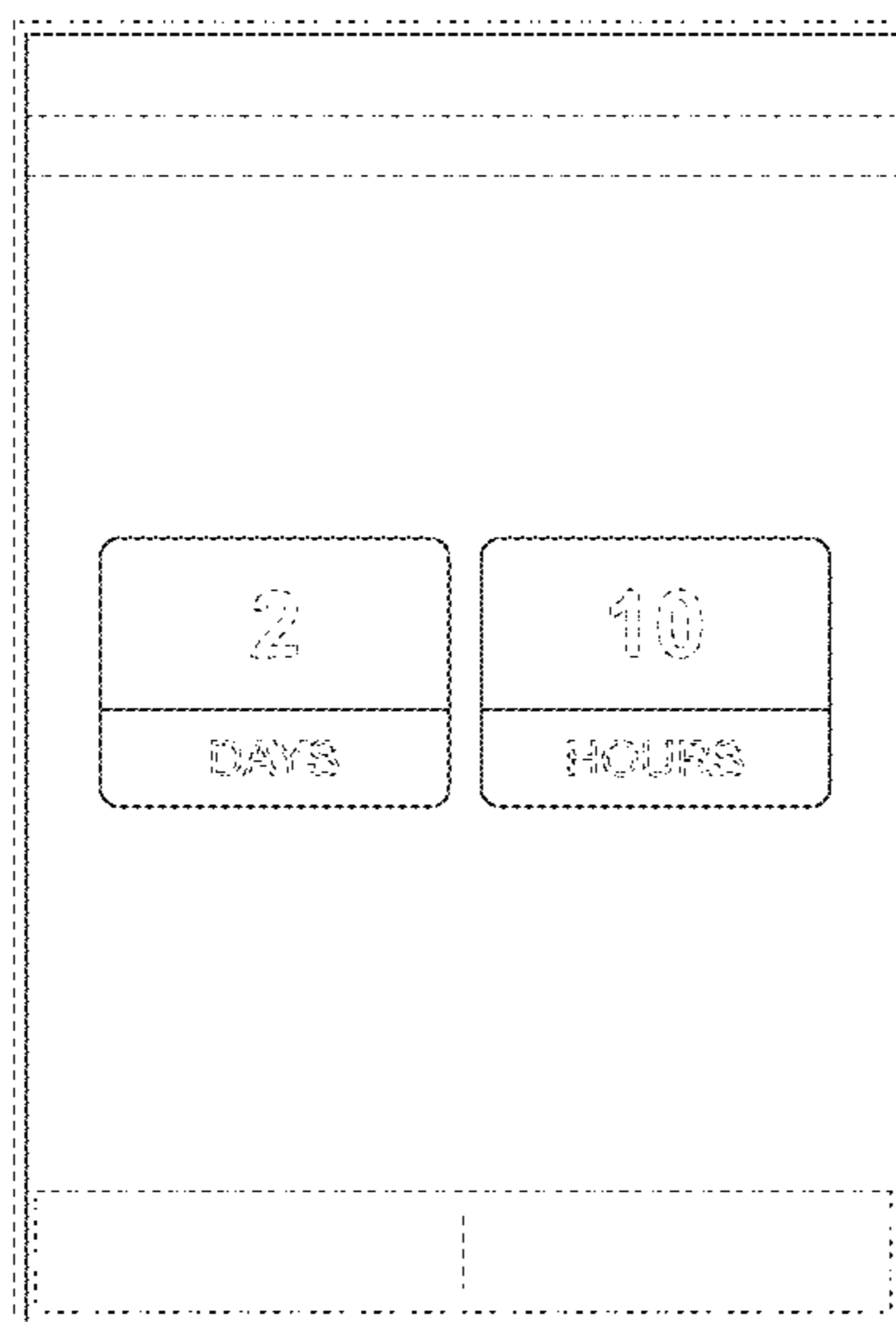
(57) **CLAIM**

We claim the ornamental design for a display screen or portion thereof with graphical user interace, as shown and described.

DESCRIPTION

FIG. 1 is a front view of a display screen or portion thereof with graphical user interace; and,
FIG. 2 is a front view of FIG. 1 depicted on a device.
The broken lines in the drawings illustrate portions of the display screen or portion thereof with graphical user interace that form no part of the claimed design.

1 Claim, 2 Drawing Sheets



(56)

References Cited

OTHER PUBLICATIONS

“Glide Apps Templates” Oct. 22, 2020, posted at glideelements.com, [site visited Feb. 8, 2022]. <https://web.archive.org/web/20201022033222/https://glideelements.com> (Year: 2020).*

Application and file history for U.S. Appl. No. 29/652,716, filed Oct. 29, 2020, inventors Sit et al.

Application and file history for U.S. Appl. No. 29/652,717, filed Oct. 29, 2020, inventors Sit et al.

Application and file history for U.S. Appl. No. 29/652,718, filed Oct. 29, 2020, inventors Sit et al.

Application and file history for U.S. Appl. No. 29/652,719, filed Oct. 29, 2020, inventors Sit et al.

* cited by examiner

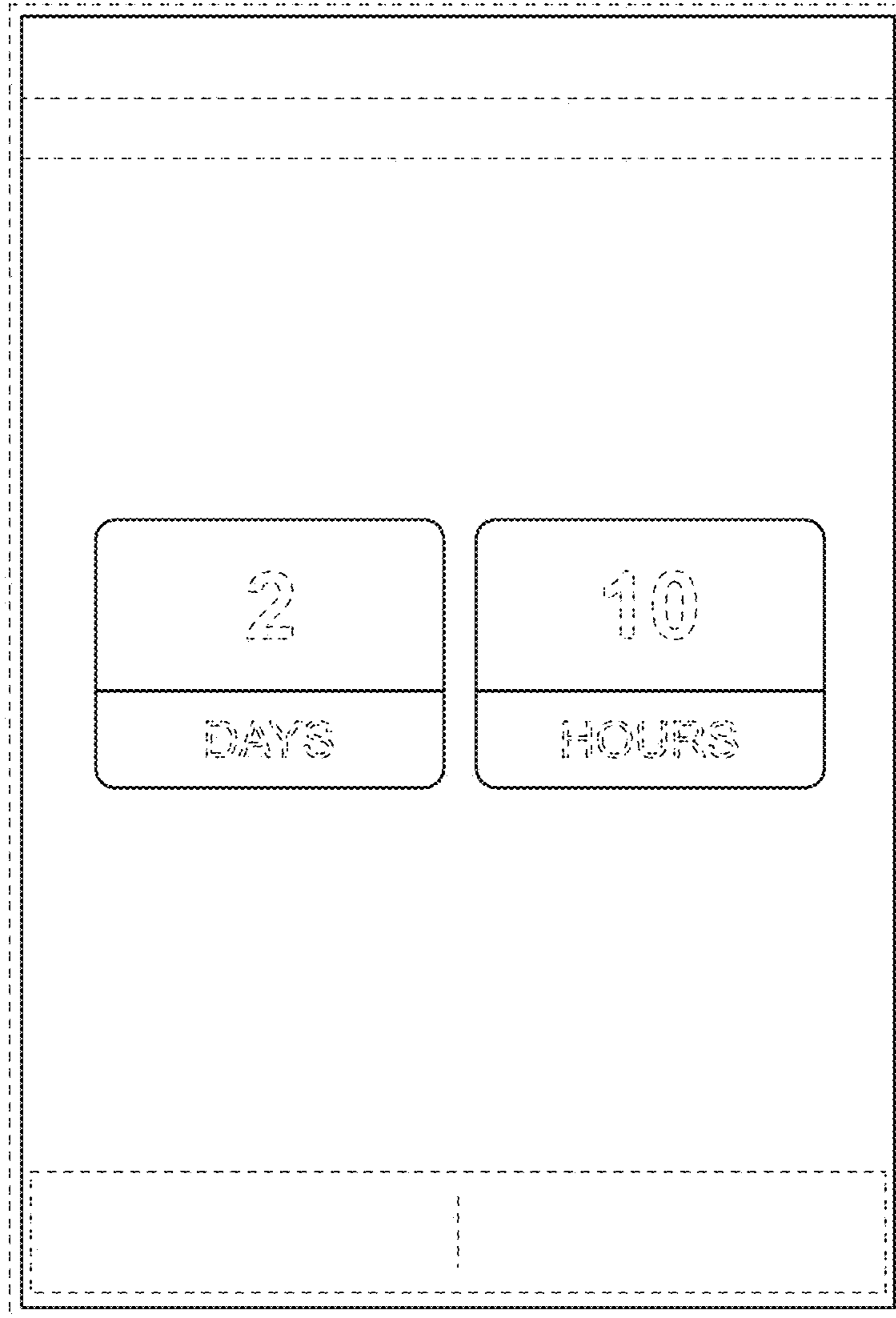


FIG. 1

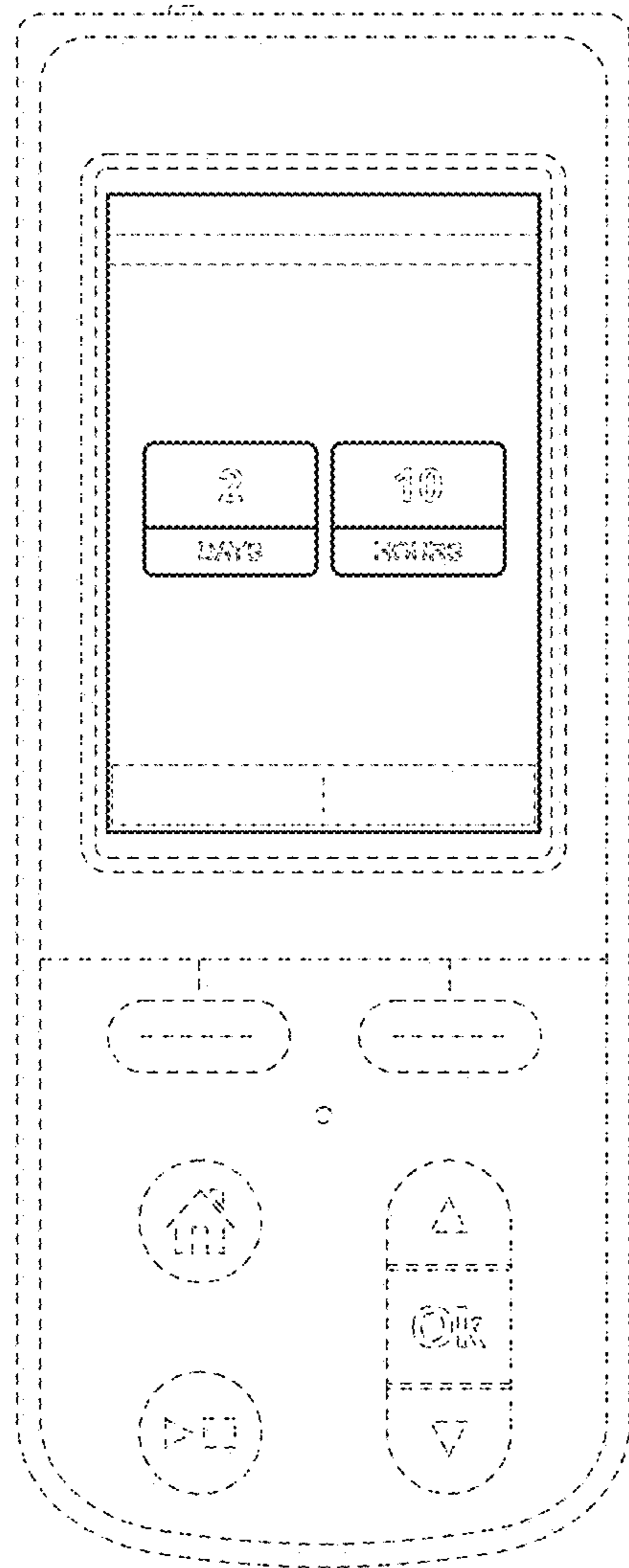


FIG. 2