



US00D956785S

(12) **United States Design Patent** (10) **Patent No.:** **US D956,785 S**  
**Liu et al.** (45) **Date of Patent:** **\*\* Jul. 5, 2022**

(54) **DISPLAY SCREEN OR PORTION THEREOF WITH A GRAPHICAL USER INTERFACE**

OTHER PUBLICATIONS

(71) Applicant: **MASSACHUSETTS MUTUAL LIFE INSURANCE COMPANY**,  
Springfield, MA (US)

“What do these icons in the weather app mean?” Jun. 12, 2010, posted at reddit.com, [site visited Feb. 15, 2022]. [https://www.reddit.com/r/ios/comments/alykzq/what\\_do\\_these\\_icons\\_in\\_the\\_weather\\_app\\_mean\\_its](https://www.reddit.com/r/ios/comments/alykzq/what_do_these_icons_in_the_weather_app_mean_its) (Year: 2010).\*

(72) Inventors: **Kevin Liu**, Springfield, MA (US);  
**Anne Borremans**, Springfield, MA (US);  
**Jillian Nadell**, Springfield, MA (US);  
**Molly Martin**, Springfield, MA (US);  
**Robert Toole**, Springfield, MA (US)

(Continued)

*Primary Examiner* — John M Otte

(74) *Attorney, Agent, or Firm* — Foley & Lardner LLP

(73) Assignee: **MASSACHUSETTS MUTUAL LIFE INSURANCE COMPANY**,  
Springfield, MA (US)

(57) **CLAIM**

The ornamental design for a display screen or portion thereof with a graphical user interface, as shown and described.

(\*\*) Term: **15 Years**

(21) Appl. No.: **29/758,583**

(22) Filed: **Nov. 17, 2020**

**DESCRIPTION**

(51) **LOC (13) Cl.** ..... **14-04**

(52) **U.S. Cl.**  
USPC ..... **D14/485**

(58) **Field of Classification Search**  
USPC ..... D14/485–495; D20/11; D21/324, 325  
CPC .... G06F 3/048; G06F 3/0481; G06F 3/04817;  
G06F 3/0482; G06F 3/0483; G06F 3/04842;  
G06F 3/0485; G06F 3/04855; G06F 3/0486;  
G06F 3/0488; G06F 3/04886; G06F 9/451; G06F 40/103;  
G06F 40/106; G06F 40/189; G06F 40/191; G05D 23/1902

See application file for complete search history.

FIG. 1 illustrates a front view of an electronic device having a display screen, in accordance with a first embodiment. FIG. 2 illustrates a front view of an electronic device having a display screen, in accordance with a second embodiment. FIG. 3 illustrates a front view of an electronic device having a display screen, in accordance with a third embodiment. FIG. 4 illustrates a front view of an electronic device having a display screen, in accordance with a fourth embodiment. FIG. 5 illustrates a front view of an electronic device having a display screen, in accordance with a fifth embodiment; and, FIG. 6 illustrates a front view of an electronic device having a display screen, in accordance with a sixth embodiment. The outer rectangular broken line in each drawing shows a display screen of an electronic device. The other broken lines showing portions of the graphical user interface form no part of the claimed design.

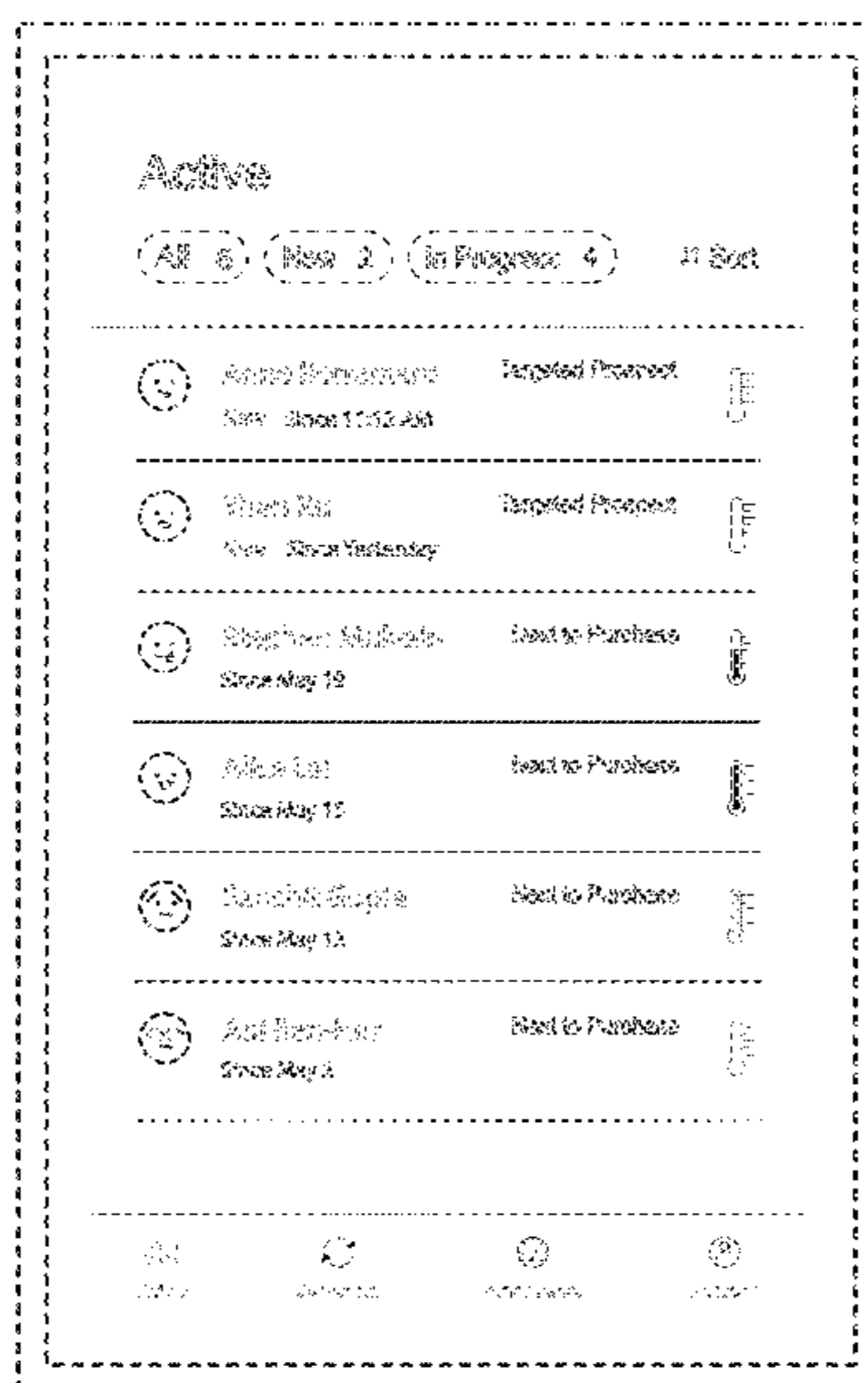
(56) **References Cited**

U.S. PATENT DOCUMENTS

D600,714 S \* 9/2009 LaManna ..... D14/492  
D659,158 S \* 5/2012 Clymer ..... D14/488

(Continued)

**1 Claim, 6 Drawing Sheets**



(56)

**References Cited**

U.S. PATENT DOCUMENTS

D699,255 S \* 2/2014 Kim ..... D14/486  
D718,779 S \* 12/2014 Hang Sik ..... D14/486  
D757,796 S \* 5/2016 Kurz ..... D14/489  
D823,694 S \* 7/2018 Redin Wyden ..... D9/434  
D830,409 S \* 10/2018 Agarwal ..... D14/488  
D900,854 S \* 11/2020 Shah ..... D14/486  
D908,712 S \* 1/2021 Fischbach ..... D14/485  
D917,501 S \* 4/2021 Thompson ..... D14/485  
2012/0095601 A1 \* 4/2012 Abraham ..... G05D 23/1902  
713/320  
2016/0062618 A1 \* 3/2016 Fagan ..... G06F 3/0488  
715/772  
2018/0364665 A1 \* 12/2018 Clymer ..... G06F 3/04847

OTHER PUBLICATIONS

“Set of thermometer vector icons” Apr. 13, 2020, posted at shutterstock.com, [site visited Feb. 15, 2022]. <https://www.shutterstock.com/image-vector/set-thermometer-vector-icons-symbol-on-1695967336> (Year: 2020).\*

“Temperature flat vector icon” Jun. 26, 2016, posted at shutterstock.com, [site visited Feb. 15, 2022]. <https://www.shutterstock.com/image-vector/temperature-flat-vector-icon-chill-symbol-420952945> (Year: 2016).\*

\* cited by examiner

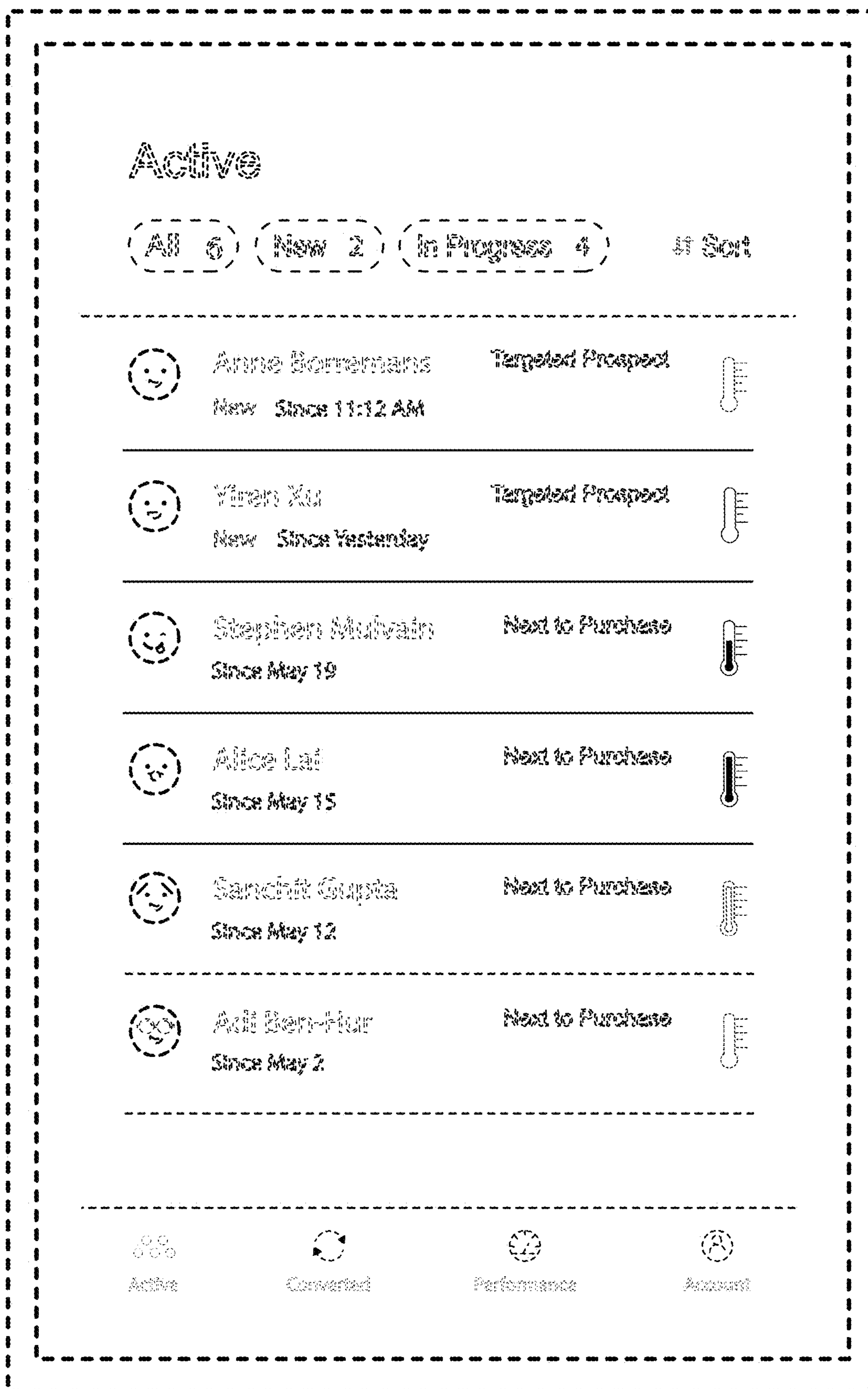


FIG. 1

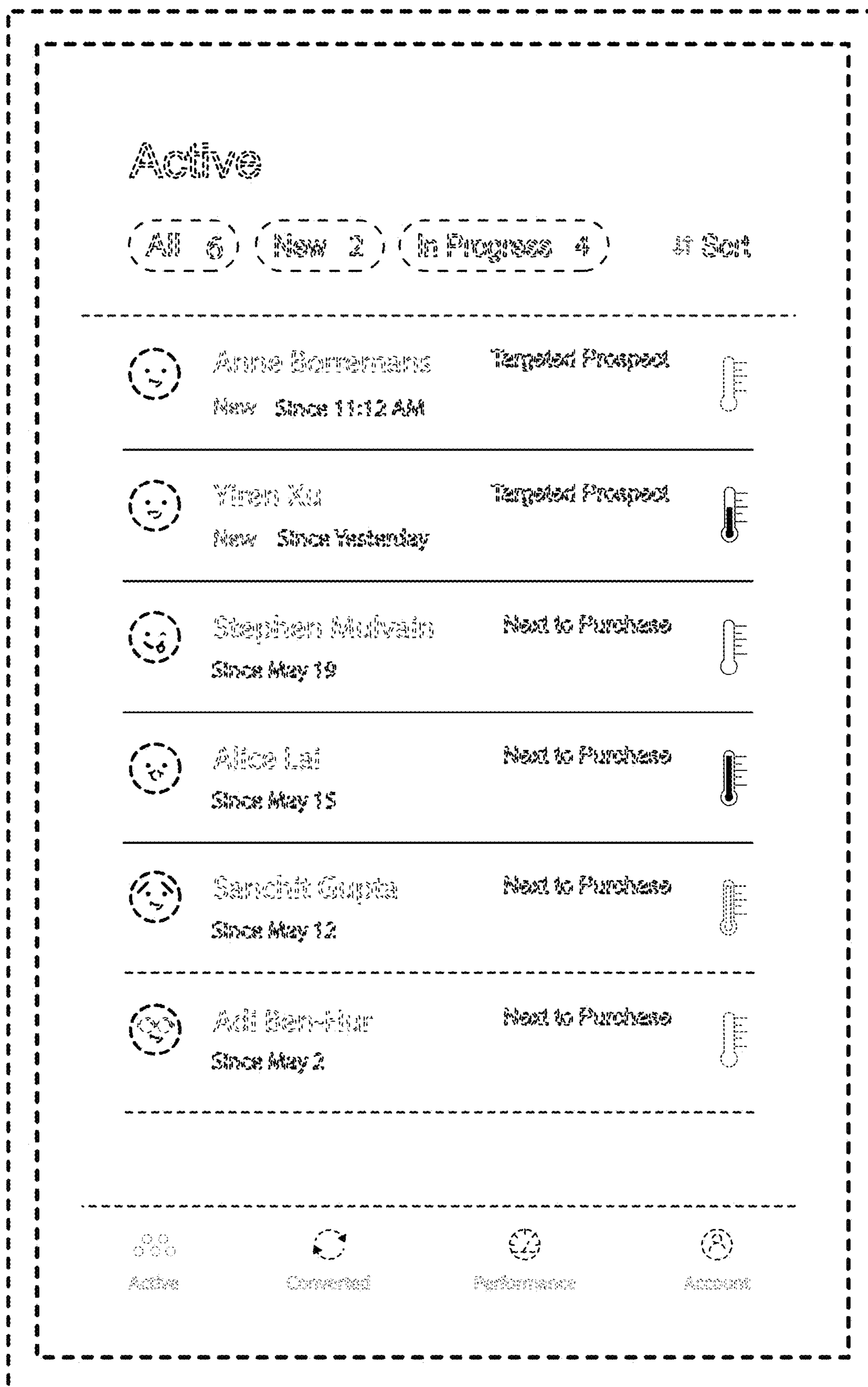


FIG. 2

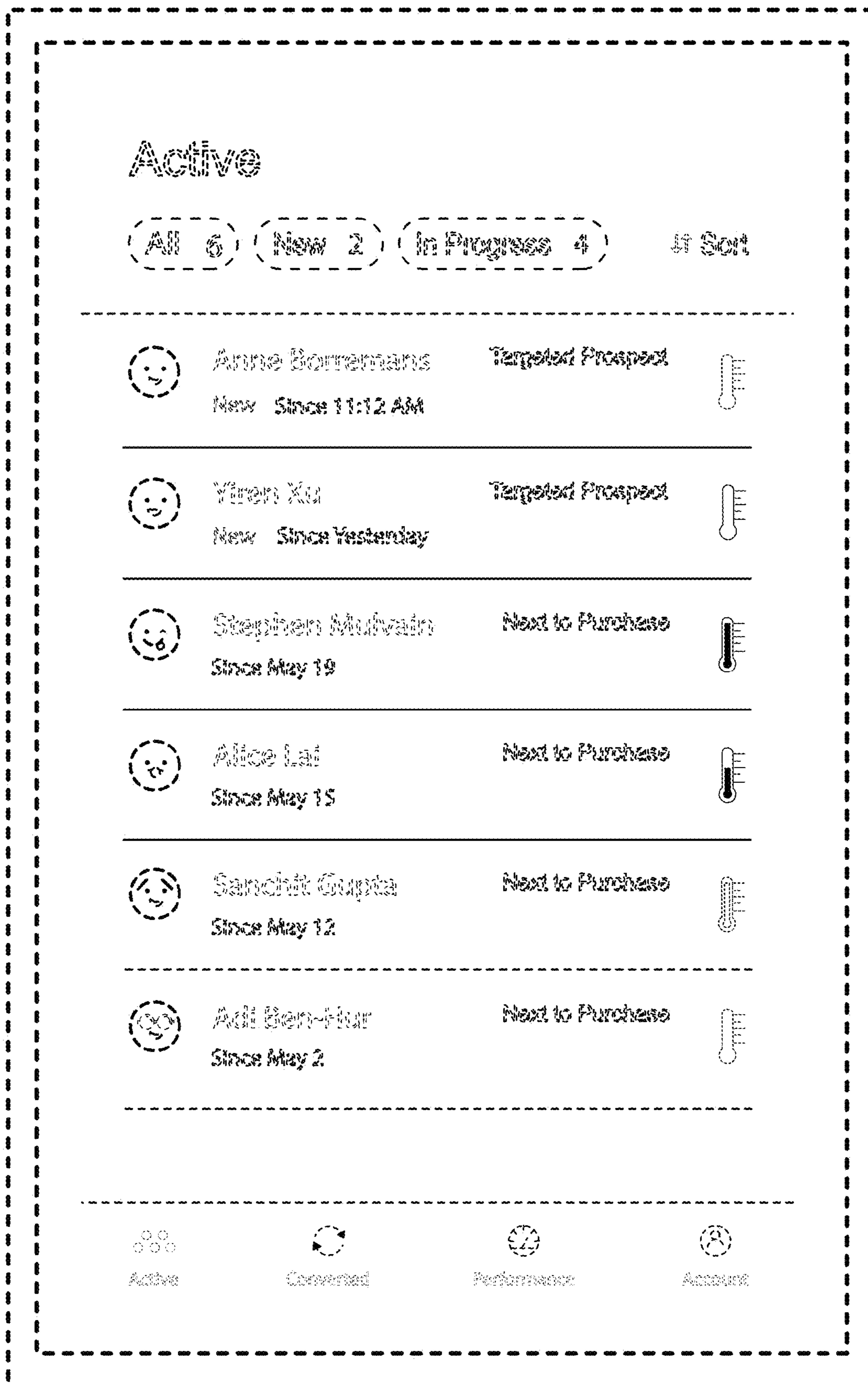


FIG. 3

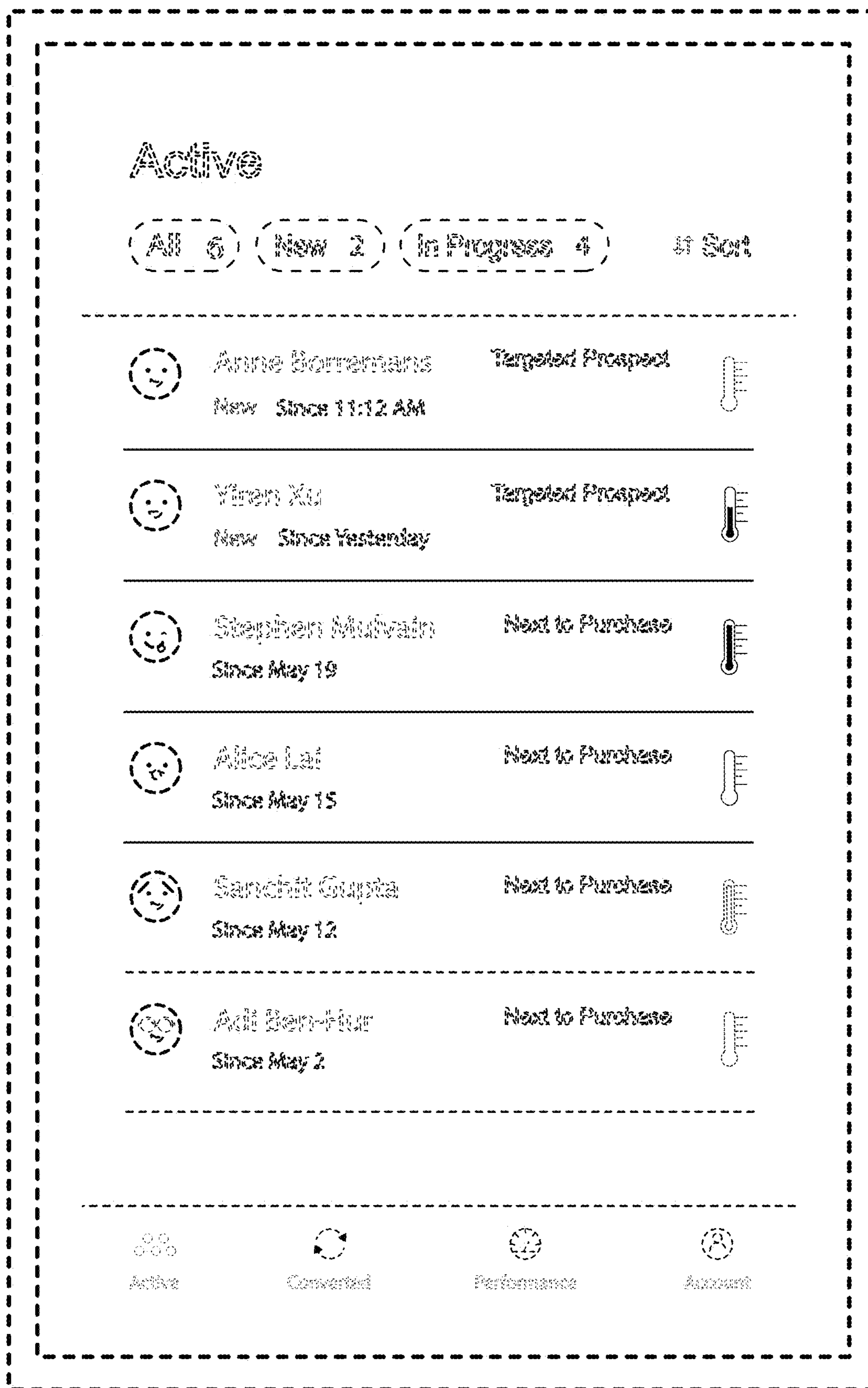


FIG. 4

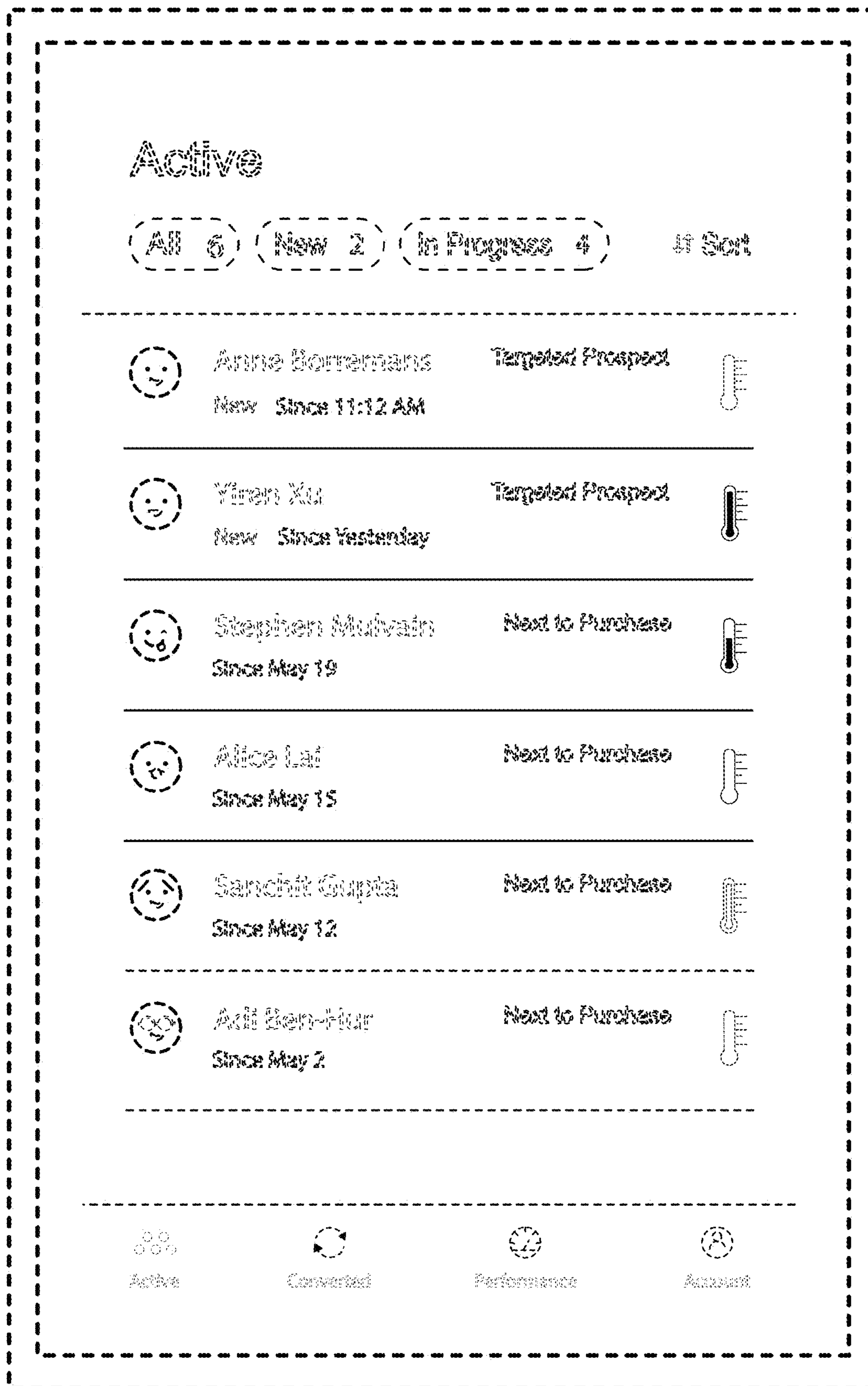


FIG. 5

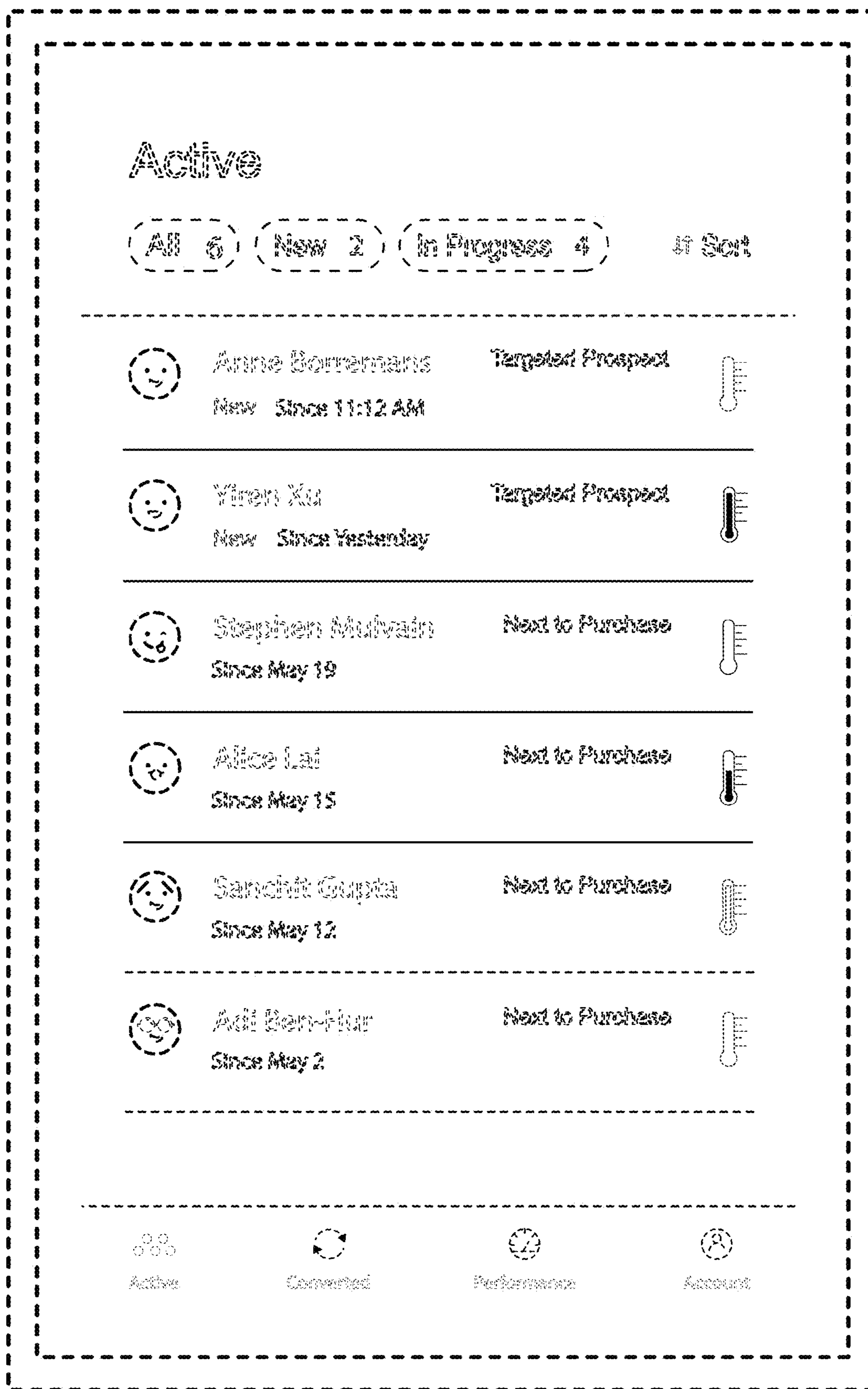


FIG. 6