

US00D956703S

(12) **United States Design Patent** (10) **Patent No.:** **US D956,703 S**  
**Bailey** (45) **Date of Patent:** **\*\* Jul. 5, 2022**

(54) **SWITCH**

(71) Applicant: **David F. Bailey**, Riverview, FL (US)

(72) Inventor: **David F. Bailey**, Riverview, FL (US)

(\*\*) Term: **15 Years**

(21) Appl. No.: **29/793,041**

(22) Filed: **Feb. 19, 2021**

(51) **LOC (13) Cl.** ..... **13-03**

(52) **U.S. Cl.**  
 USPC ..... **D13/169**

(58) **Field of Classification Search**  
 USPC ..... D13/162, 169, 173, 174  
 CPC .. H01H 9/02; H01H 9/16; H01H 9/18; H01H 9/181; H01H 9/182; H01H 23/02; H01H 23/025; H01H 23/04; H01H 23/08; H01H 23/12; H01H 23/14; H01H 23/145; H01H 13/023; H01H 13/04; H01H 13/06; H01H 2009/187; H05B 39/02; H05B 39/04; H05B 39/085; H05B 39/086; H05B 39/088; G08C 17/02

See application file for complete search history.

6,891,117 B1 \* 5/2005 Gouhl ..... H01H 23/205  
 200/557

D576,961 S \* 9/2008 Kidman ..... D13/169

D583,205 S \* 12/2008 Waliszewski ..... D8/353

8,658,893 B1 \* 2/2014 Shotey ..... H01H 23/04  
 174/53

D707,639 S \* 6/2014 Rego ..... D13/173

D777,685 S \* 1/2017 Tannous ..... D13/169

D787,451 S \* 5/2017 Tress ..... D13/169

10,141,144 B2 \* 11/2018 Zhuang ..... H01H 50/44

D864,879 S \* 10/2019 Keirstead ..... D13/169

2014/0158510 A1 \* 6/2014 Lacey ..... H01H 21/22  
 29/622

2015/0357133 A1 \* 12/2015 Keirstead ..... H05B 47/19  
 200/339

2015/0359075 A1 \* 12/2015 Keirstead ..... H05B 47/19  
 307/112

2017/0207042 A1 \* 7/2017 Tress ..... H01H 9/0235

2020/0126739 A1 \* 4/2020 Shan ..... H01H 23/205

\* cited by examiner

*Primary Examiner* — Selina Sikder  
 (74) *Attorney, Agent, or Firm* — Arthur W. Fisher, III

(57) **CLAIM**

The ornamental design for a switch, as shown and described.

**DESCRIPTION**

FIG. 1 is a front perspective view of an embodiment of the switch;  
 FIG. 2 is a front view of the switch of FIG. 1;  
 FIG. 3 is a right side view of the switch of FIG. 1;  
 FIG. 4 is a left side view of the switch of FIG. 1;  
 FIG. 5 is a top view of the switch of FIG. 1;  
 FIG. 6 is a bottom view of the switch of FIG. 1; and,  
 FIG. 7 is a back view of the switch of FIG. 1.

**1 Claim, 5 Drawing Sheets**

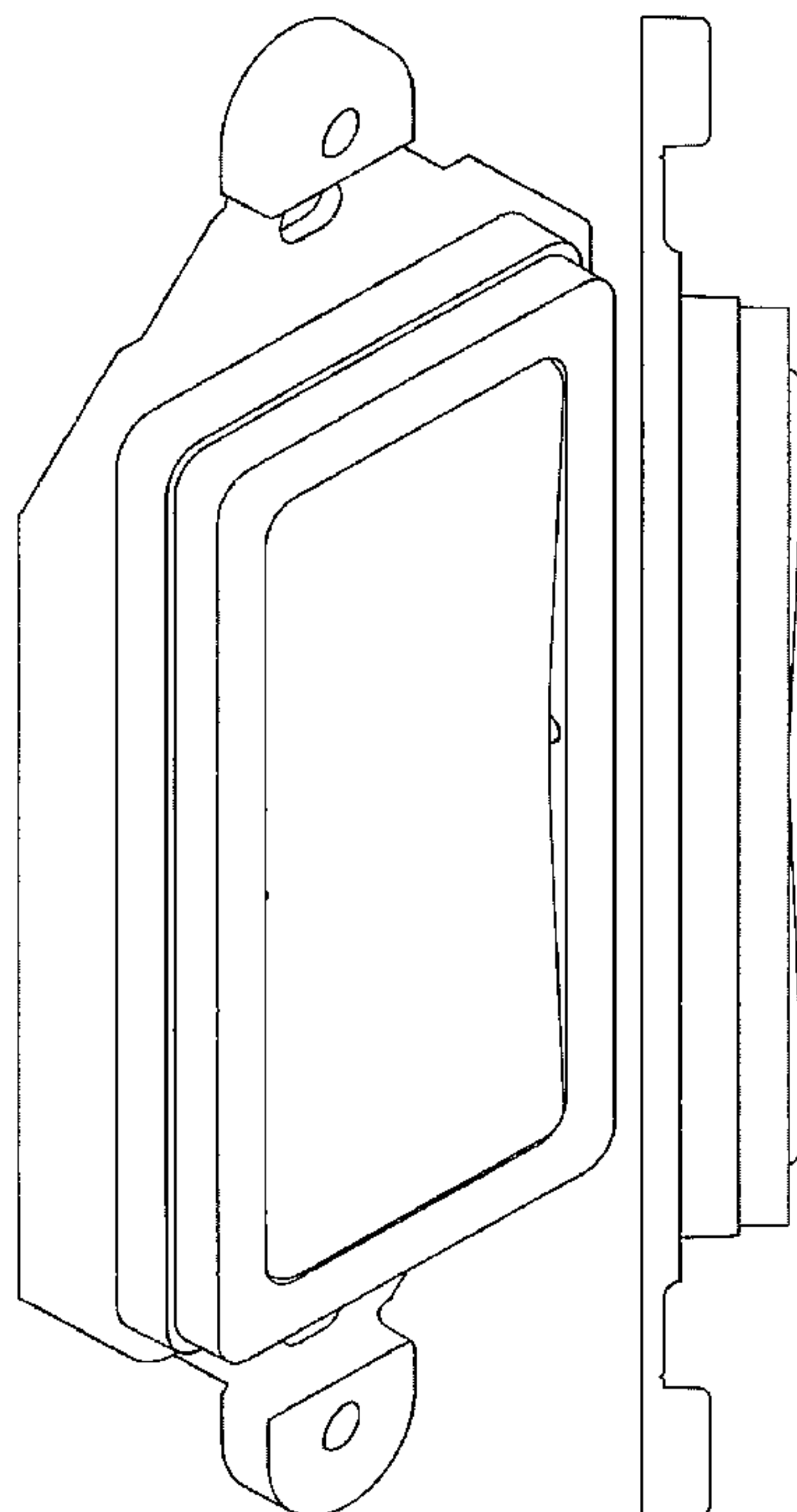
(56) **References Cited**  
 U.S. PATENT DOCUMENTS

4,669,804 A \* 6/1987 Munroe ..... H02G 3/18  
 439/565

5,412,169 A \* 5/1995 Comerci ..... H01H 23/30  
 200/513

D360,876 S \* 8/1995 Hughes ..... D13/177

5,895,888 A \* 4/1999 Arenas ..... H02G 3/14  
 220/241



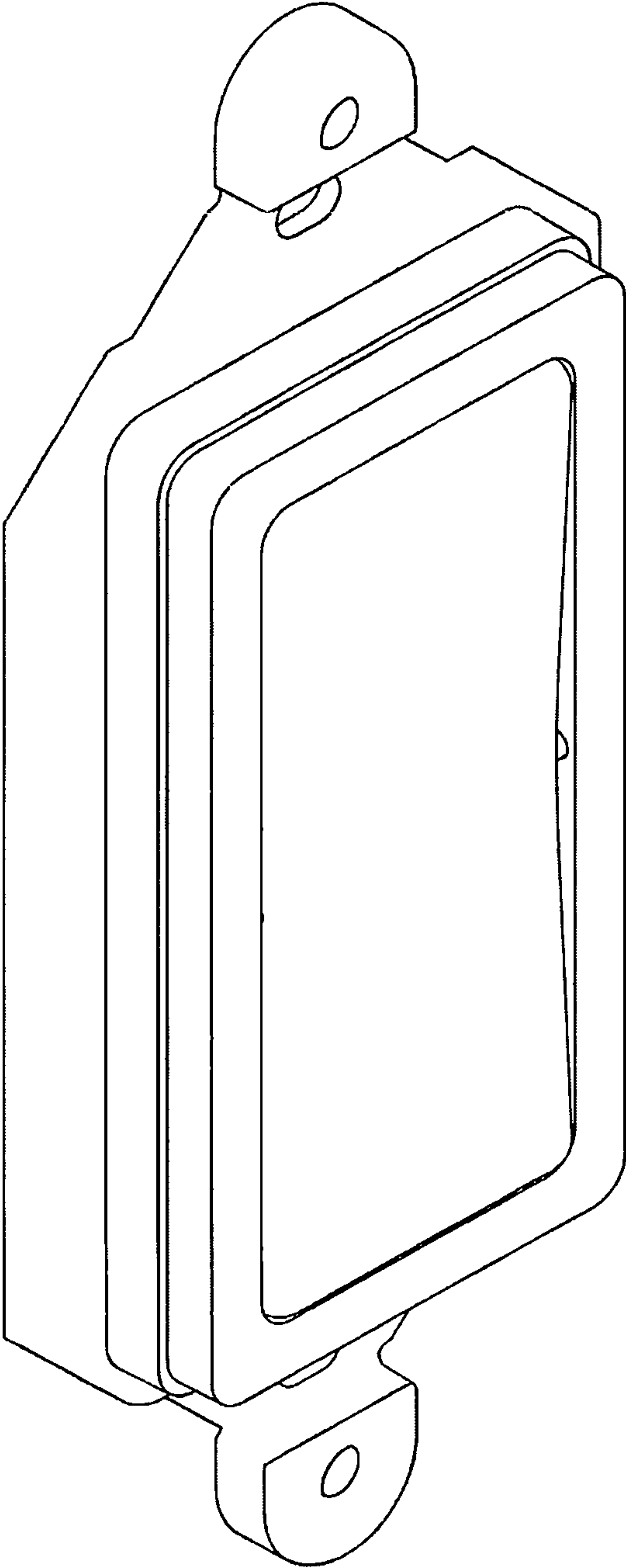


Fig. 1

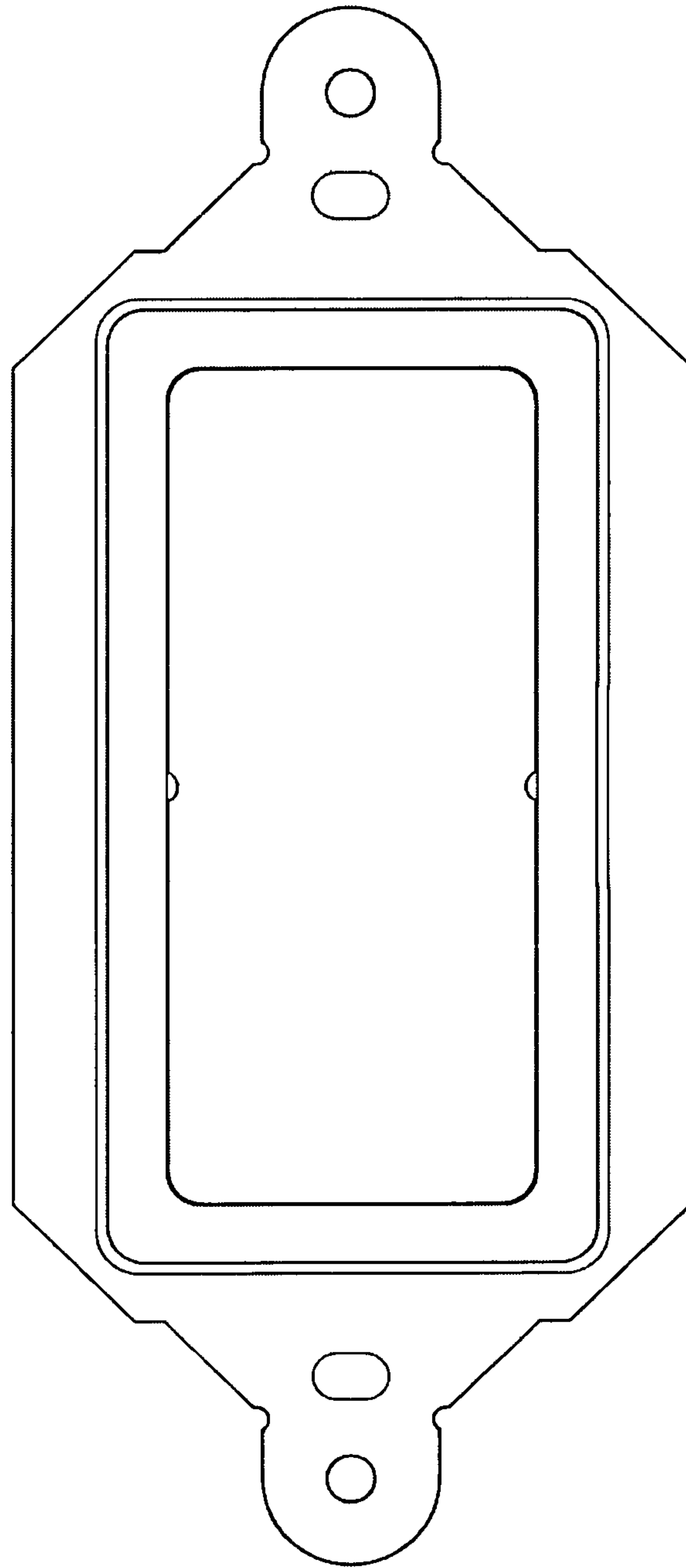


Fig.2

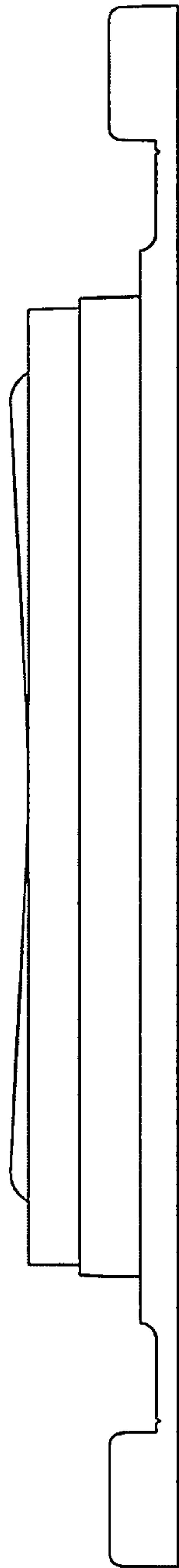


Fig.3

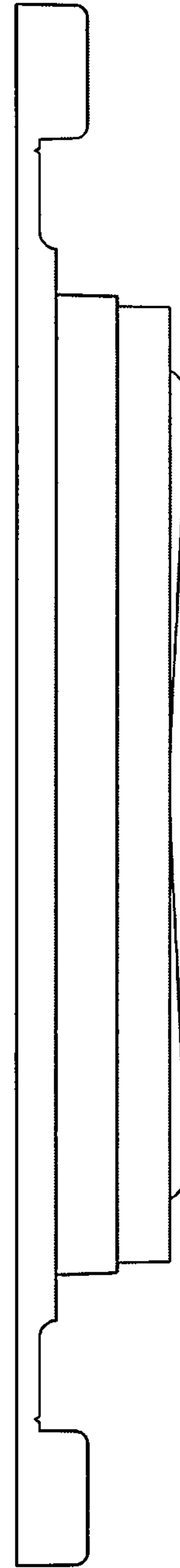


Fig.4




Fig.5




Fig.6




Fig.7