

US00D956689S

(12) **United States Design Patent** (10) **Patent No.:** **US D956,689 S**
Reilly et al. (45) **Date of Patent:** **** Jul. 5, 2022**

(54) **PORTABLE POWER DEVICE**

(56) **References Cited**

(71) Applicant: **WORKLIFE BRANDS LLC**, Framingham, MA (US)
(72) Inventors: **Daniel Reilly**, Watertown, MA (US); **Logan Steinfeld**, Boston, MA (US); **Tae Han Ko**, Worcester, MA (US); **Jordan Nollman**, Cambridge, MA (US); **Benjamin Oakland Stooke**, Ottawa (CA); **Richard Orsini**, Roxbury, MA (US); **Matthew Reis Bettencourt**, Ludlow, MA (US)

U.S. PATENT DOCUMENTS

D612,329	S	*	3/2010	Guccione	D13/108
D665,734	S	*	8/2012	Fitch	D13/107
D678,191	S	*	3/2013	Fitch	D13/108
D782,410	S	*	3/2017	Li	D13/103
D812,564	S	*	3/2018	Feng	D13/108
D814,405	S	*	4/2018	Hahn	D13/107
D828,295	S	*	9/2018	Li	D13/108
D839,823	S	*	2/2019	Lemelson	D13/103
D875,036	S	*	2/2020	Gan	D13/103
D883,925	S	*	5/2020	Yoon	D13/108
D886,054	S	*	6/2020	Liao	D13/108
D899,358	S	*	10/2020	Reilly	D13/108
D903,588	S	*	12/2020	Shoemake	D13/108
D909,966	S	*	2/2021	Liao	D13/108
D911,271	S	*	2/2021	Xu	D13/103
D911,950	S	*	3/2021	Zhang	D13/108
D922,318	S	*	6/2021	Miller	D13/108
D927,420	S	*	8/2021	Lee	D13/108

(73) Assignee: **WORKLIFE BRANDS LLC**, Framingham, MA (US)

(**) Term: **15 Years**

* cited by examiner

(21) Appl. No.: **29/685,326**

Primary Examiner — Christy Nemeth

(22) Filed: **Mar. 27, 2019**

(74) *Attorney, Agent, or Firm* — Sheridan Ross P.C.

(51) **LOC (13) Cl.** **13-02**

(52) **U.S. Cl.**
USPC **D13/108**; D13/103

(57) **CLAIM**

The ornamental design for a portable power device, as shown and described.

(58) **Field of Classification Search**
USPC D13/102–110, 118, 119, 184, 199;
D14/251, 253, 432, 434

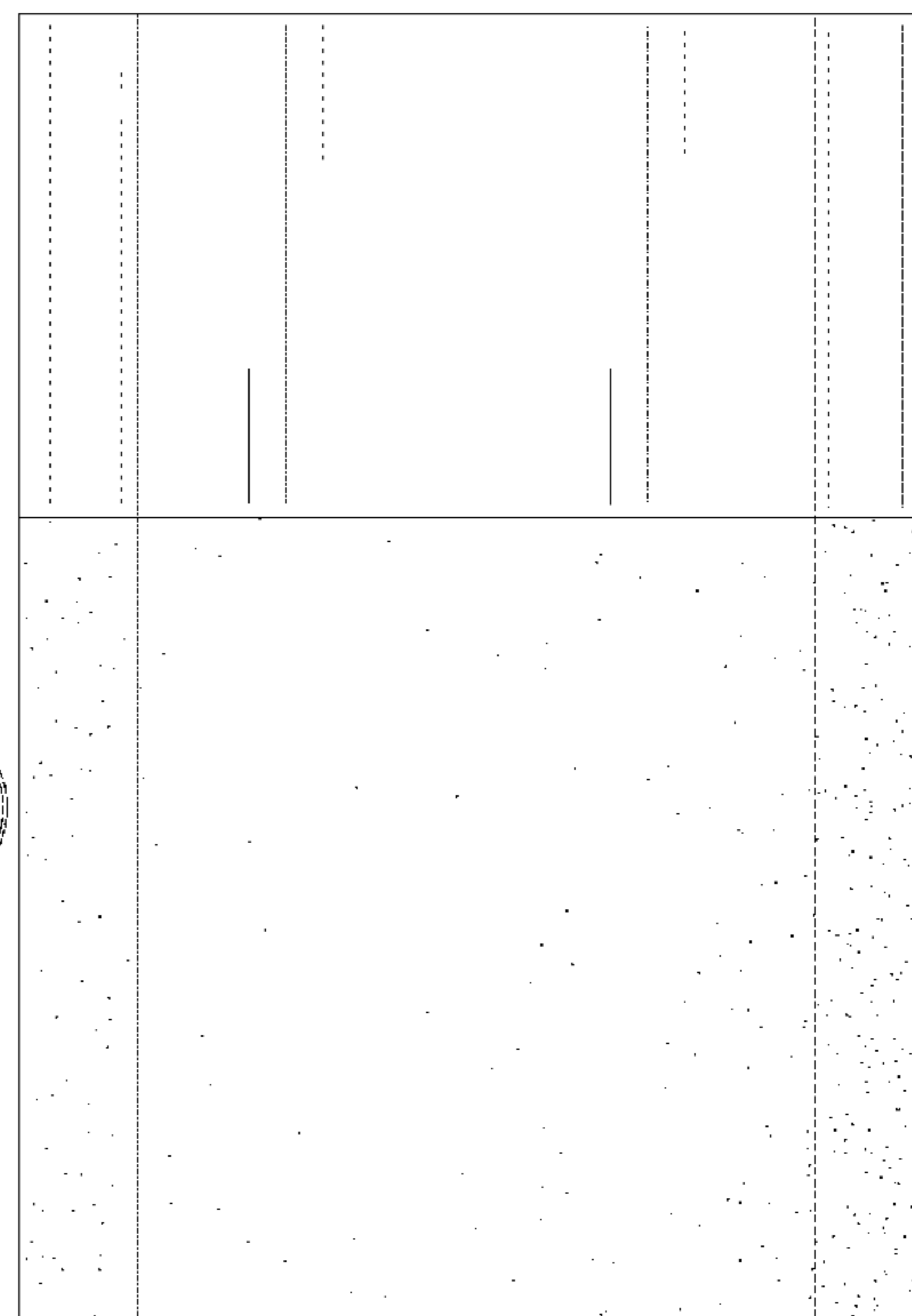
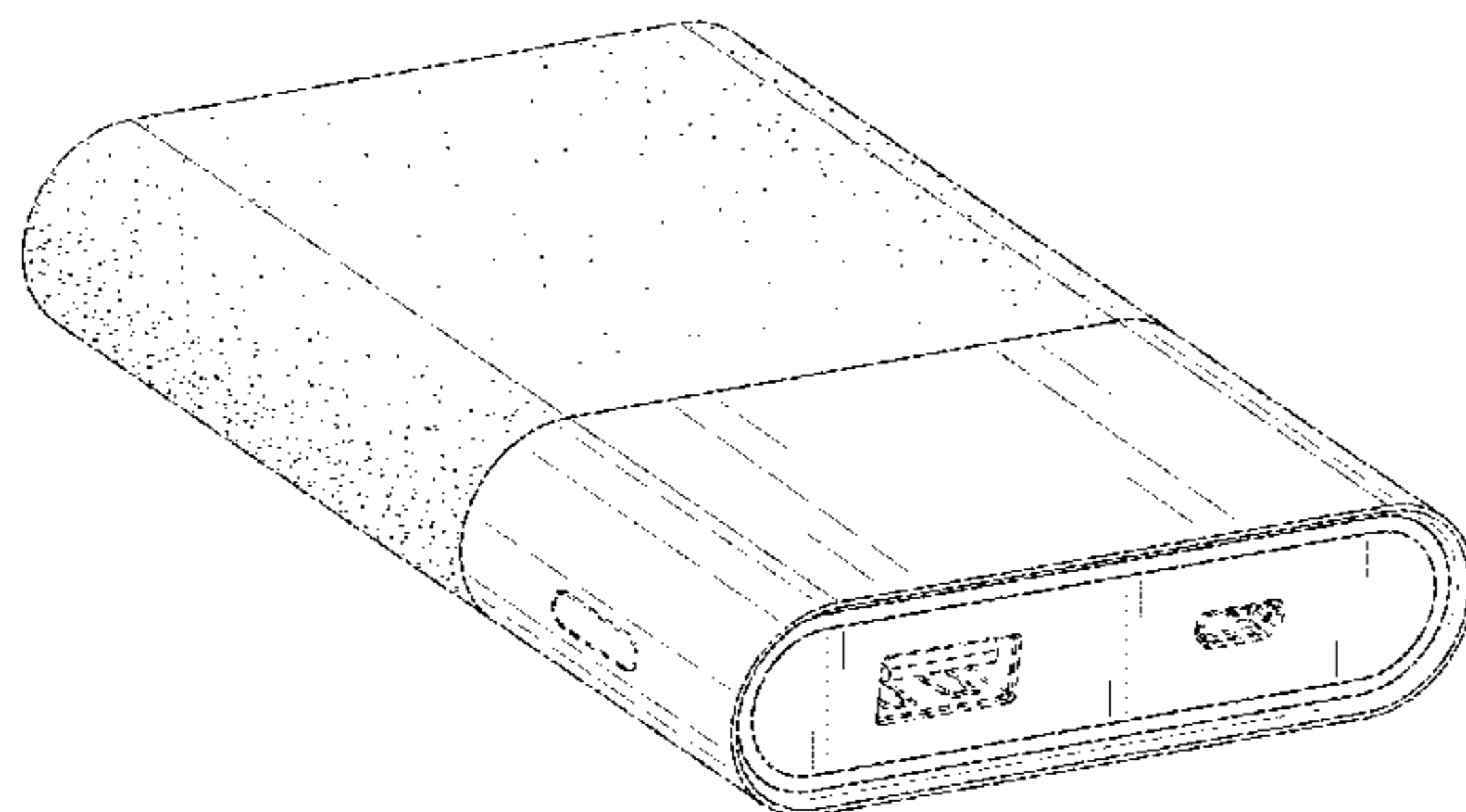
DESCRIPTION

CPC H01M 10/44; H01M 10/46; H01M 10/465; H01M 10/482; H01M 10/4257; H01M 10/0436; H01M 10/48; H01M 2200/30; H01M 2250/30; H01M 2250/40; Y02T 10/7005; Y02T 10/705; Y02T 10/7088; Y02E 60/10; Y02E 60/12; Y02E 60/122; Y02E 60/124; Y02E 60/50; H02J 7/00; H02J 7/0003; H02J 7/0011; H02J 7/0013; H02J 7/0054; H02J 7/0055; H02J 7/0057; H02J 7/0034; H02J 7/1423; H02J 2001/006

FIG. 1 is a perspective view of a portable power device; FIG. 2 is a front elevation view thereof; FIG. 3 is a rear elevation view thereof; FIG. 4 is a left elevation view thereof; FIG. 5 is a right elevation view thereof; FIG. 6 is a top plan view thereof; and, FIG. 7 is a bottom plan view thereof. The broken lines in the drawings illustrate portions of the portable power device which form no part of the claimed design.

See application file for complete search history.

1 Claim, 7 Drawing Sheets



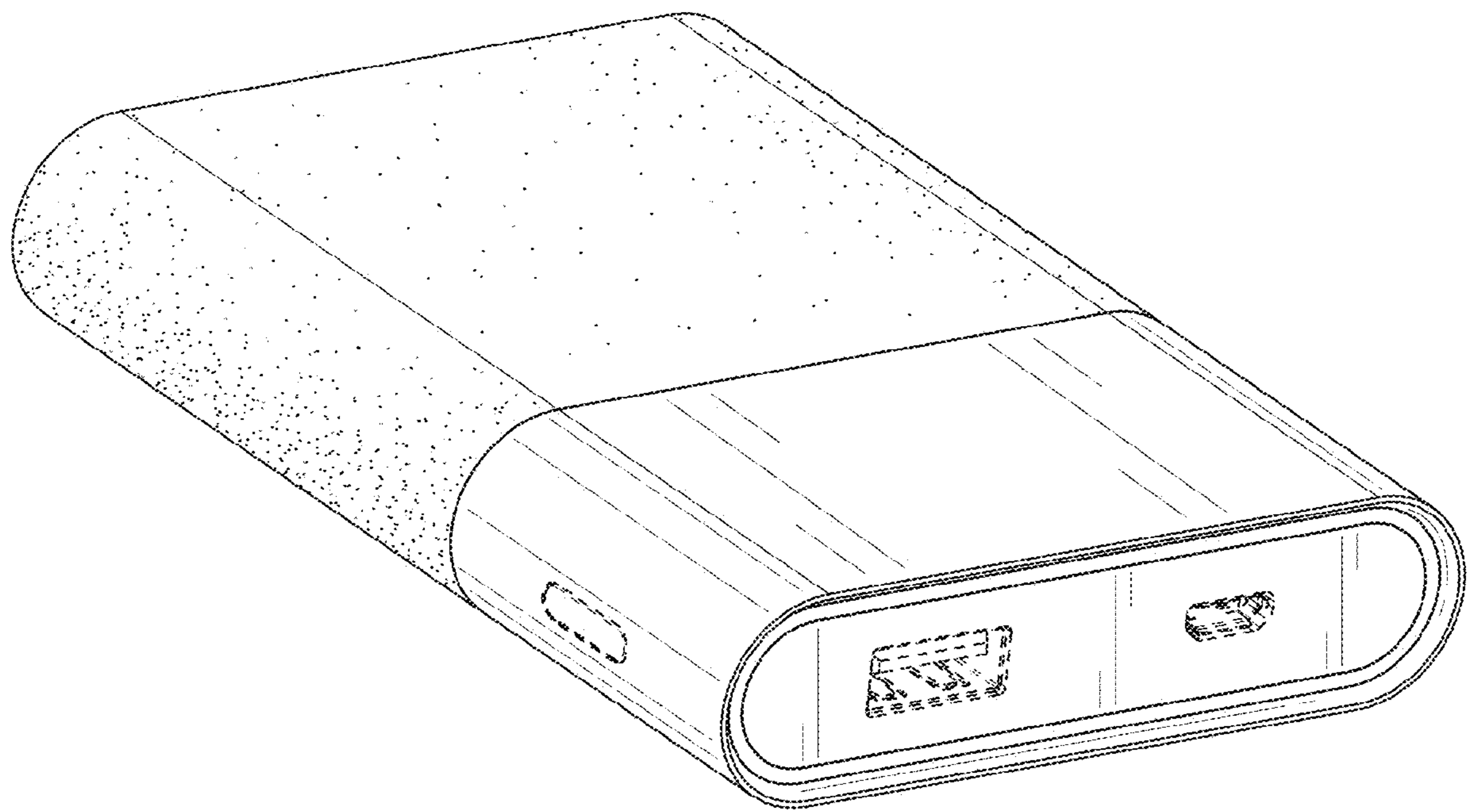


FIG. 1




FIG. 2




FIG. 3




FIG. 4




FIG. 5

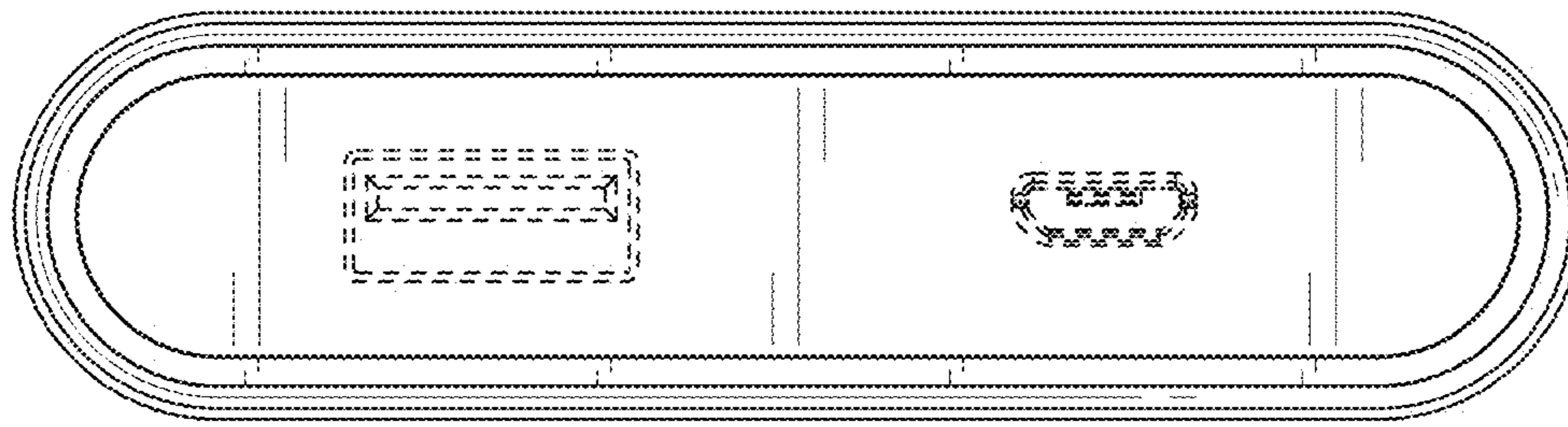


FIG. 6




FIG. 7