



US00D956684S

(12) **United States Design Patent**
Peng et al.

(10) **Patent No.:** **US D956,684 S**

(45) **Date of Patent:** **** Jul. 5, 2022**

(54) **POWER SUPPLY**

(71) Applicant: **Shenzhen TIG Technology Co., Ltd**,
Shenzhen (CN)

(72) Inventors: **Lulu Peng**, Shenzhen (CN); **Junfeng Zhang**, Shenzhen (CN)

(73) Assignee: **SHENZHEN TIG TECHNOLOGY CO., LTD**, Shenzhen (CN)

(**) Term: **15 Years**

(21) Appl. No.: **29/752,554**

(22) Filed: **Sep. 28, 2020**

(30) **Foreign Application Priority Data**

Aug. 13, 2020 (CN) 202030459597.2

(51) **LOC (13) Cl.** **13-02**

(52) **U.S. Cl.**
USPC **D13/103**

(58) **Field of Classification Search**
USPC D13/103, 107, 108, 110, 118, 119;
D14/432, 433, 434, 439
CPC H02J 7/342; H02J 7/0044; H02J 7/0045;
F02N 11/12
See application file for complete search history.

(56) **References Cited**

U.S. PATENT DOCUMENTS

D407,367 S *	3/1999	Page	D13/103
D569,794 S *	5/2008	Zhang	D13/103
D693,297 S *	11/2013	Inskeep	D13/108
D840,333 S *	2/2019	Cooper	D13/103
D877,064 S *	3/2020	Jiang	D13/103
D903,586 S *	12/2020	Jiang	D13/107

D908,085 S *	1/2021	Liu	D13/110
D908,618 S *	1/2021	Fu	D13/108
D927,416 S *	8/2021	Chen	D13/103
D933,591 S *	10/2021	Liu	D13/103
2020/0227937 A1 *	7/2020	Lu	B60R 16/033
2020/0259345 A1 *	8/2020	Kanakis	H02J 7/0044
2021/0044133 A1 *	2/2021	Gong	H02J 50/80

OTHER PUBLICATIONS

“Anker Compact Car Jump Starter and Portable Charger”. Found online Nov. 2, 2021 at anker.com. Reference dated Mar. 5, 2015. Retrieved from <https://www.anker.com/ca/products/variant/compact-car-jump-starter-and-portable-charger/A1501071>. (Year: 2016).*

(Continued)

Primary Examiner — Kendra Leslie Hamilton

Assistant Examiner — Amanda Christensen

(74) *Attorney, Agent, or Firm* — WPAT, PC


(57) **CLAIM**

The ornamental design for a power supply, as shown and described.

DESCRIPTION

The patent or application file contains at least one drawing executed in color. Copies of this patent or patent application publication with color drawings will be provided by the Office upon request and payment of the necessary fee. FIG. 1 is a top, front, right side perspective view of a power supply, showing our new design; FIG. 2 is a front view thereof; FIG. 3 is a rear view thereof; FIG. 4 is a left side view thereof; FIG. 5 is a right side view thereof; FIG. 6 is a top plan view thereof; and, FIG. 7 is a bottom plan view thereof.

1 Claim, 7 Drawing Sheets
(7 of 7 Drawing Sheet(s) Filed in Color)



(56)

References Cited

OTHER PUBLICATIONS

“Halsford Jump Starter”. Found online Nov. 2, 2021 at youtube.com. Reference dated Nov. 25, 2019. Retrieved from <https://www.youtube.com/watch?v=rlspm4go-1s> (Year: 2019).*

“DBPower Portable Car Jump Starter”. Found online Nov. 2, 2021 at dbpowershop.com. Reference dated Oct. 28, 2019. Retrieved from <https://dbpowershop.com/products/dbpower-g15-2500a-21800mah-portable-car-jump-starter>. (Year: 2019).*

* cited by examiner



FIG. 1




FIG. 2




FIG. 3




FIG. 4




FIG. 5



FIG. 6




FIG. 7