



US00D956670S

(12) **United States Design Patent**  
**Pisarczywicz et al.**

(10) **Patent No.:** **US D956,670 S**

(45) **Date of Patent:** **\*\* Jul. 5, 2022**

(54) **TIRE FOR MOTORCYCLE**

(71) Applicant: **SUMITOMO RUBBER INDUSTRIES, LTD.**, Kobe (JP)

(72) Inventors: **Matthew Pisarczywicz**, Kobe (JP); **Neill Rampton**, Kobe (JP)

(73) Assignee: **SUMITOMO RUBBER INDUSTRIES, LTD.**, Kobe (JP)

(\*\*) Term: **15 Years**

(21) Appl. No.: **29/745,687**

(22) Filed: **Aug. 7, 2020**

(51) **LOC (13) Cl.** ..... **12-15**

(52) **U.S. Cl.**  
USPC ..... **D12/571**

(58) **Field of Classification Search**  
USPC ..... D12/533-567, 604, 568-578  
CPC ..... Y10T 152/10027; B60C 1/0016; B60C 11/0306; B60C 11/0302; B60C 3/06; B60C 9/17

See application file for complete search history.

(56) **References Cited**

**U.S. PATENT DOCUMENTS**

D247,486 S	*	3/1978	Lamb	.....	D12/569
D252,871 S	*	9/1979	Gill	.....	D12/571
D863,209 S	*	10/2019	Ichiryu	.....	D12/570
D884,585 S	*	5/2020	Schiavolin	.....	D12/535
D894,100 S	*	8/2020	Kuhlmann	.....	D12/535

D926,670 S	*	8/2021	Mariani	.....	D12/570
D932,985 S	*	10/2021	Jackson	.....	D12/536
D932,986 S	*	10/2021	Jackson	.....	D12/536

\* cited by examiner

*Primary Examiner* — John A Voytek

(74) *Attorney, Agent, or Firm* — Birch, Stewart, Kolasch & Birch, LLP

(57) **CLAIM**

The ornamental design for a tire for motorcycle, as shown and described.

**DESCRIPTION**

FIG. 1 is a front perspective view of a tire for motorcycle showing our new design;  
FIG. 2 is a front view thereof;  
FIG. 3 is a left side view thereof;  
FIG. 4 is a rear view thereof;  
FIG. 5 is a right side view thereof;  
FIG. 6 is a bottom view thereof;  
FIG. 7 is a top view thereof;  
FIG. 8 is a partial enlarged view of the portion 8-8 in FIG. 2; and,  
FIG. 9 is a partial enlarged view of the portion 9-9 in FIG. 3.

The broken lines in the drawings used for demarcation of enlarged portions of the tire for motorcycle form no part of the claimed design.

**1 Claim, 9 Drawing Sheets**







FIG. 1



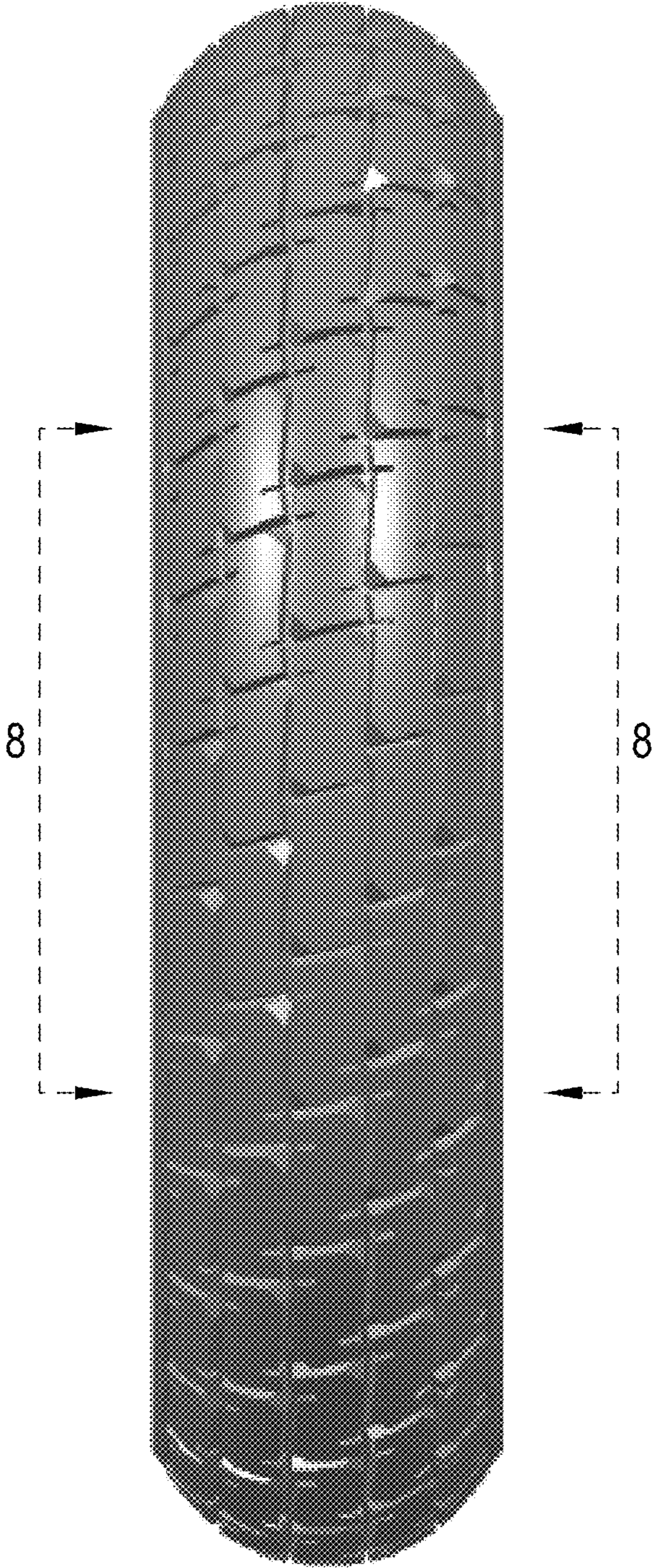


FIG. 2






FIG. 3





FIG. 4





FIG. 5






FIG. 6






FIG. 7



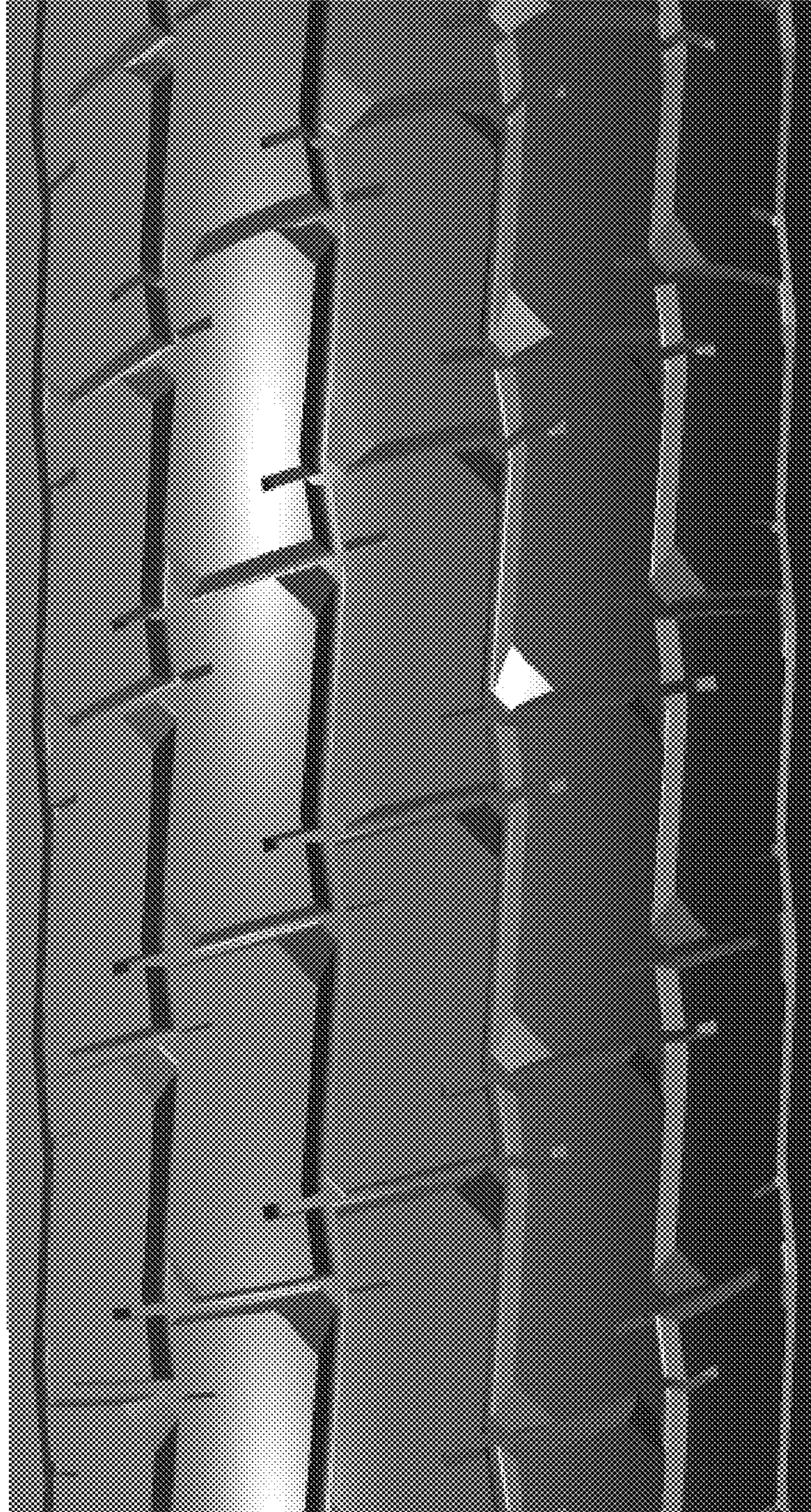


FIG. 8





FIG. 9