



US00D95666S

(12) **United States Design Patent**  
**Hinami**

(10) **Patent No.:** **US D956,666 S**

(45) **Date of Patent:** **\*\* Jul. 5, 2022**

- (54) **TIRE FOR MOTORCYCLE**
- (71) Applicant: **SUMITOMO RUBBER INDUSTRIES, LTD.**, Kobe (JP)
- (72) Inventor: **Yukiko Hinami**, Kobe (JP)
- (73) Assignee: **SUMITOMO RUBBER INDUSTRIES, LTD.**, Kobe (JP)

(\*\*) Term: **15 Years**

(21) Appl. No.: **29/747,240**

(22) Filed: **Aug. 20, 2020**

(51) **LOC (13) Cl.** ..... **12-15**

(52) **U.S. Cl.**  
USPC ..... **D12/536**

(58) **Field of Classification Search**  
USPC ..... D12/533-567, 604, 568-578  
CPC ..... Y10T 152/10027; B60C 1/0016; B60C 11/0306; B60C 11/0302; B60C 3/06; B60C 9/17

See application file for complete search history.

(56) **References Cited**

**U.S. PATENT DOCUMENTS**

- D316,695 S \* 5/1991 Fujiki ..... D12/544
- D585,015 S \* 1/2009 Sueishi ..... D12/571
- D626,498 S \* 11/2010 Rossignaud ..... D12/571
- D637,140 S \* 5/2011 Hikita ..... D12/571
- D640,965 S \* 7/2011 Hikita ..... D12/571
- D710,788 S \* 8/2014 Oba ..... D12/536

- D811,317 S \* 2/2018 Shirakami ..... D12/536
- D820,772 S \* 6/2018 Matsuda ..... D12/536
- D833,376 S \* 11/2018 Matsuda ..... D12/571
- D877,052 S \* 3/2020 Yukiko ..... D12/536
- D932,987 S \* 10/2021 Shirakami ..... D12/536
- 2016/0075186 A1\* 3/2016 Tamura ..... B60C 11/0302  
152/209.11
- 2021/0300124 A1\* 9/2021 Hikita ..... B60C 11/0302

\* cited by examiner

*Primary Examiner* — John A Voytek

(74) *Attorney, Agent, or Firm* — Birch, Stewart, Kolasch & Birch, LLP

(57) **CLAIM**

The ornamental design for a tire for motorcycle, as shown and described.

**DESCRIPTION**

FIG. 1 is a front perspective view of a tire for motorcycle showing my new design;  
FIG. 2 is a front view thereof;  
FIG. 3 is a left side view thereof;  
FIG. 4 is a rear view thereof;  
FIG. 5 is a right side view thereof;  
FIG. 6 is a bottom view thereof;  
FIG. 7 is a top view thereof; and,  
FIG. 8 is a partial enlarged view of the portion 8-8 in FIG. 2.

The broken lines in the drawings used for demarcation of enlarged portions of the tire for motorcycle form no part of the claimed design.

**1 Claim, 8 Drawing Sheets**






FIG. 1

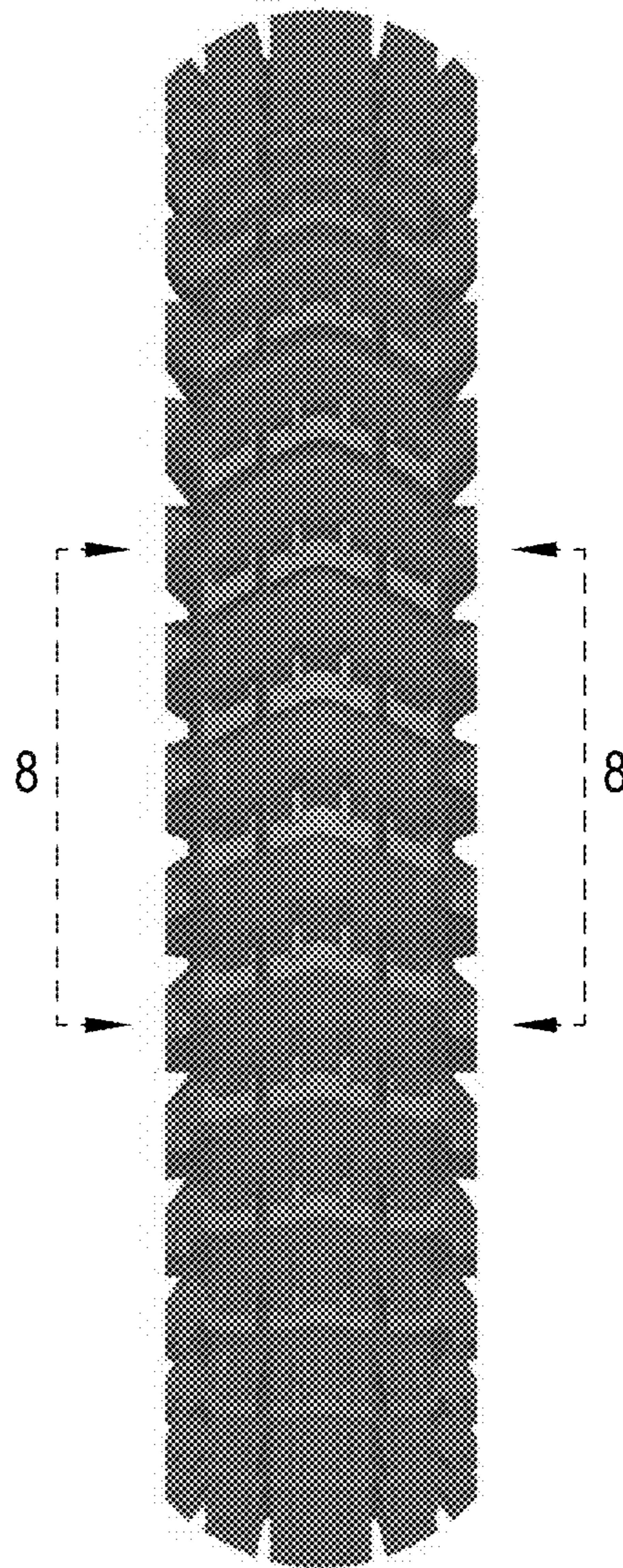


FIG. 2




FIG. 3




FIG. 4




FIG. 5




FIG. 6




FIG. 7






FIG. 8