



US00D956661S

(12) **United States Design Patent**
Fox et al.

(10) **Patent No.:** **US D956,661 S**
(45) **Date of Patent:** **** Jul. 5, 2022**

(54) **TIRE**

- (71) Applicant: **The Goodyear Tire & Rubber Company, Akron, OH (US)**
- (72) Inventors: **Shaun Patrick Fox, Medina, OH (US); Dale Edward Umstot, Atwater, OH (US)**
- (73) Assignee: **The Goodyear Tire & Rubber Company, Akron, OH (US)**
- (**) Term: **15 Years**

- (21) Appl. No.: **29/747,156**
- (22) Filed: **Aug. 20, 2020**
- (51) **LOC (13) Cl.** **12-15**
- (52) **U.S. Cl.**
USPC **D12/512**
- (58) **Field of Classification Search**
USPC D12/500-532, 604
CPC Y10T 152/10027; B60C 1/0016; B60C 11/0306; B60C 11/0302; B60C 3/06; B60C 9/17
See application file for complete search history.

(56) **References Cited**

U.S. PATENT DOCUMENTS

D308,503 S	6/1990	Goergen et al.	D12/146
D320,966 S	10/1991	Miller et al.	D12/147
D383,716 S	9/1997	Brown et al.	D12/147
D412,472 S	8/1999	Brown et al.	D12/146
D413,088 S	8/1999	Brown et al.	D12/146
D413,287 S	8/1999	Brown et al.	D12/147
D413,288 S	8/1999	Brown et al.	D12/147
D414,727 S	10/1999	Brown et al.	D12/146
D428,587 S	7/2000	Maxwell	D12/147
D444,426 S	7/2001	Marazzi et al.	D12/146
D451,451 S *	12/2001	Smith	D12/530

(Continued)

OTHER PUBLICATIONS

Car and Driver, Wrangler Duratrac, Wrangler Duratrac, Oct. 1, 2019, 124, No. 10, vol. 42, Car and Driver, JP.
(Continued)

Primary Examiner — John A Voytek
(74) *Attorney, Agent, or Firm* — Robert N. Lipsik; June E. Rickey

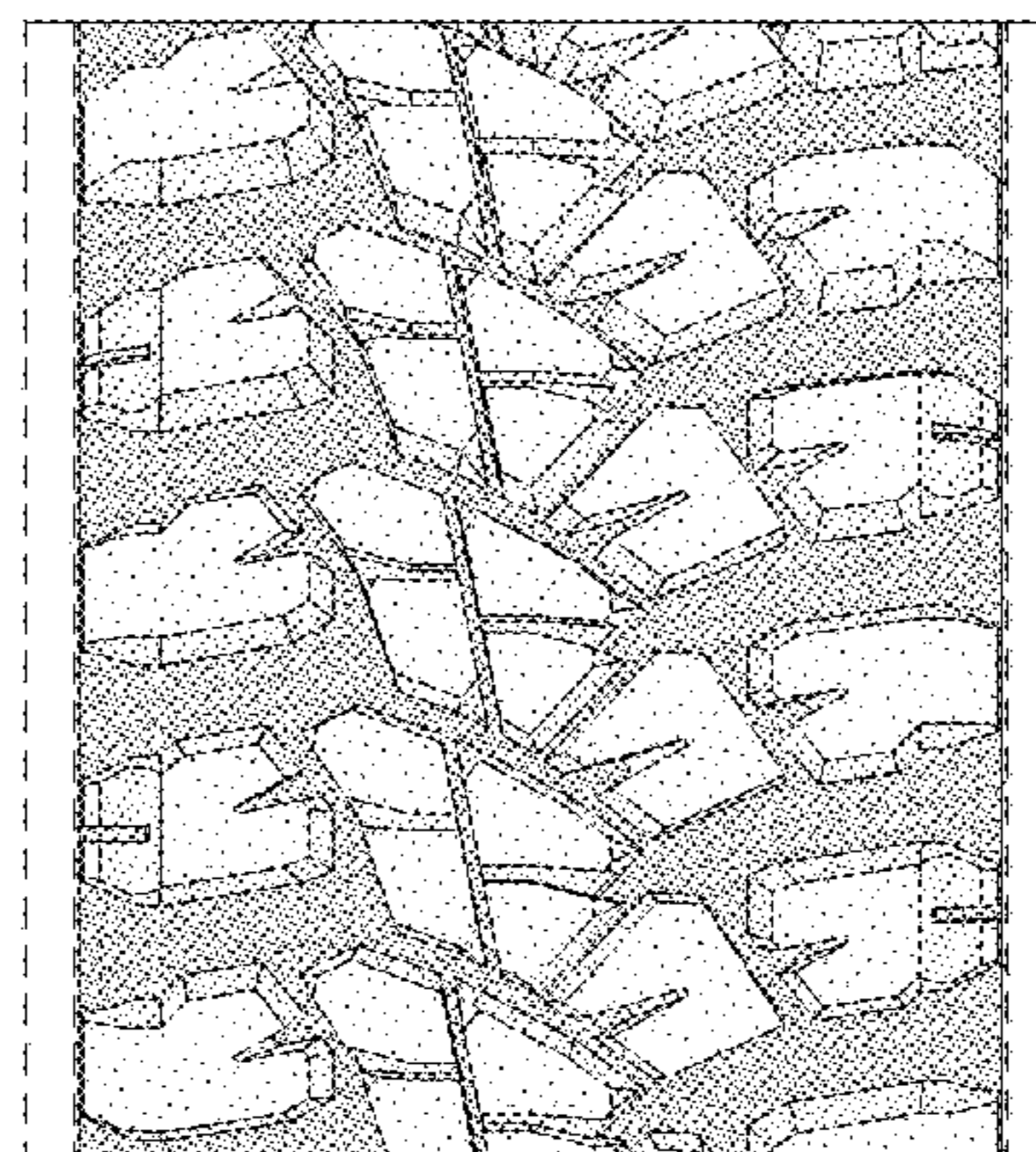
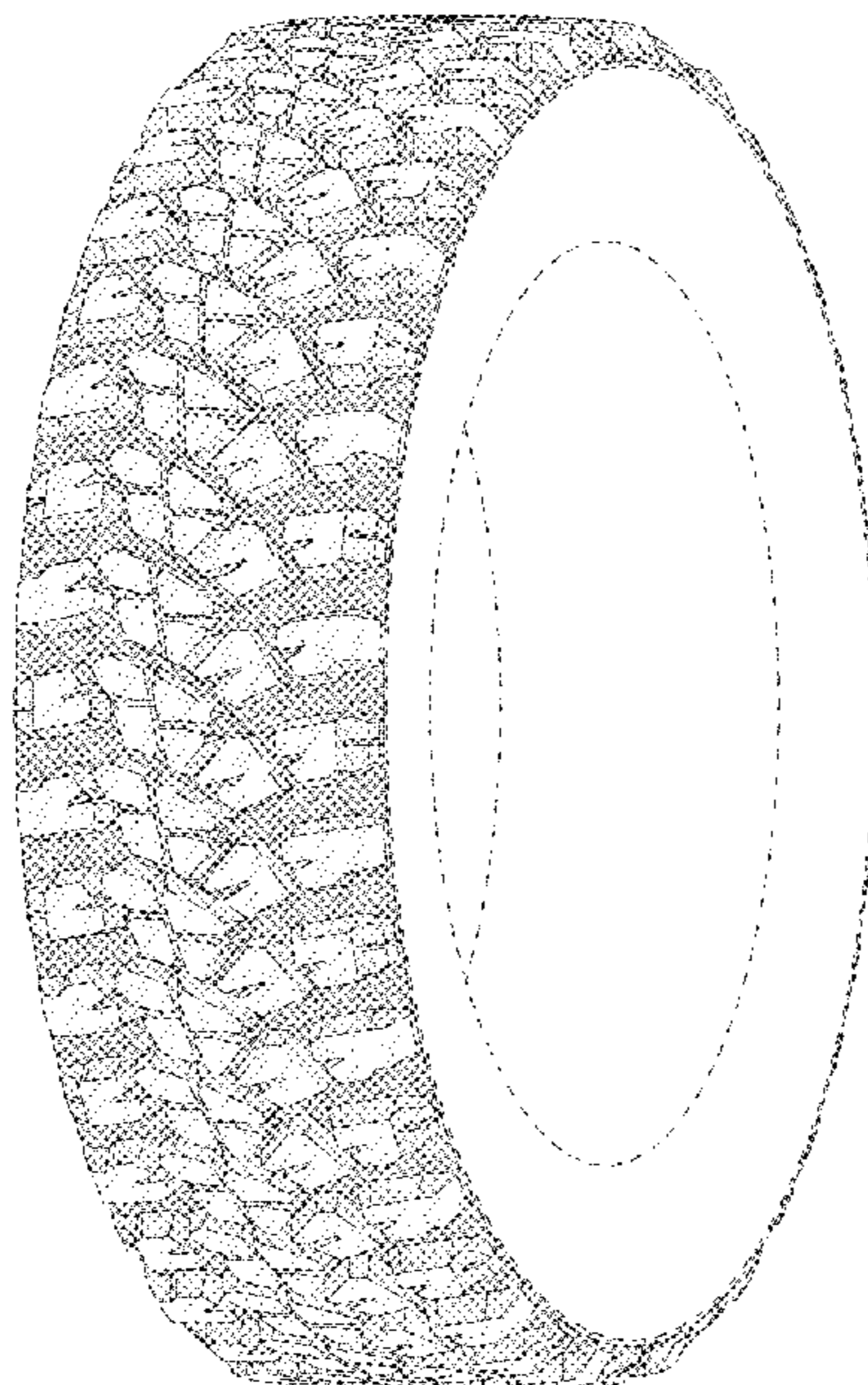
(57) **CLAIM**

The ornamental Design for a tire, as shown and described.

DESCRIPTION

FIG. 1 is a right side perspective view of a tire showing our new design, it being understood that the pattern repeats uniformly throughout the circumference of the tread;
 FIG. 2 is a left side perspective view thereof;
 FIG. 3 is a front elevational view thereof;
 FIG. 4 is a right side elevational view thereof;
 FIG. 5 is a left side elevational view thereof;
 FIG. 6 is an enlarged fragmentary front elevational view thereof taken along line 6-6 of FIG. 3;
 FIG. 7 is a right side perspective view of a second embodiment of a tire showing our new design, it being understood that the interior of the tire forms no part of the claim and that the pattern repeats uniformly throughout the circumference of the tread;
 FIG. 8 is a left side perspective view of a second embodiment, it being understood that the interior of the tire forms no part of the claim; and,
 FIG. 9 is a front elevational view of a second embodiment, it being understood that an enlarged fragmentary view thereof would be substantially identical to that shown in FIG. 6, with the exception of the inclusion of the sidewall in solid lines.
 The dashed broken lines indicating an enlargement portion of the design form no part of the claimed design.

1 Claim, 9 Drawing Sheets



(56)

References Cited

U.S. PATENT DOCUMENTS

D487,055 S 2/2004 Rooney et al. D12/579
 D487,056 S 2/2004 Rooney et al. D12/579
 D487,057 S 2/2004 Rooney et al. D12/579
 D544,830 S 6/2007 Umstot et al. D12/579
 D548,172 S 8/2007 Dixon et al. D12/579
 D556,124 S 11/2007 Thum et al. D12/579
 D556,672 S 12/2007 Umstot et al. D12/579
 D560,594 S * 1/2008 Brainerd, II D12/512
 D567,749 S 4/2008 Brown et al. D12/579
 D568,233 S * 5/2008 Dixon D12/512
 D578,953 S * 10/2008 Umstot D12/512
 D578,954 S * 10/2008 Harvey D12/512
 D578,956 S 10/2008 Dixon et al. D12/579
 D578,957 S 10/2008 Bonko et al. D12/579
 D582,836 S * 12/2008 Harvey D12/512
 D604,227 S 11/2009 Bonko et al. D12/579
 D605,579 S 12/2009 Lee et al. D12/544
 D627,709 S 11/2010 Harvey et al. D12/579
 D642,509 S 8/2011 Curtis et al. D12/579
 D656,086 S 3/2012 Herbeuval et al.
 D671,486 S 11/2012 Rooney et al. D12/579
 D711,814 S 8/2014 Ohara D12/579

D712,818 S * 9/2014 Kang D12/512
 D735,118 S 7/2015 Dixon et al. D12/578
 D735,119 S 7/2015 Hermann et al. D12/578
 D751,029 S 3/2016 Chen D12/544
 D768,057 S 10/2016 Scheifele D12/579
 D772,790 S 11/2016 Scheifele D12/579
 D787,428 S 5/2017 Rooney D12/579
 D820,773 S 6/2018 Maxwell et al. D12/544
 D859,299 S 9/2019 Shondel D12/579
 D882,496 S 4/2020 Davis et al. D12/579
 D882,497 S 4/2020 Digman et al. D12/579
 D895,536 S 9/2020 Digman et al.
 D920,894 S * 6/2021 Shondel D12/531

OTHER PUBLICATIONS

Continental Northcontact NC6, Trend Tire, The Black Doughnut News Net, Sep. 17, 2019, p. 94, 226, Car Goods Magazine, JP.
 Tire General Catalog 2009, Wrangler MT/R, Tire General catalog 2009, 2009, 32, Tire General catalog 2009, Tire General catalog 2009, JP.
 Japanese Decision for Registration, received by Applicant May 6, 2021.

* cited by examiner

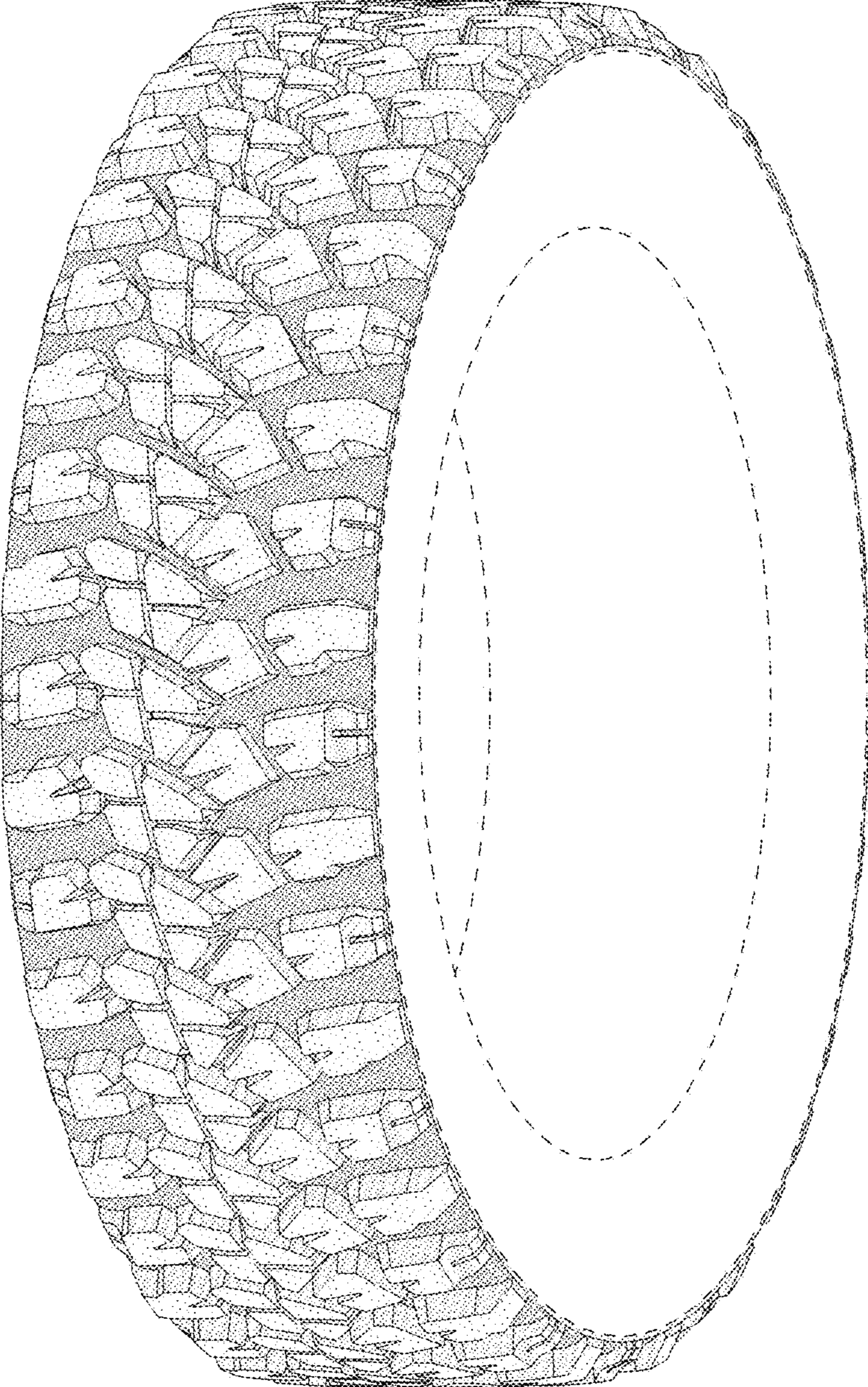


FIG - 1

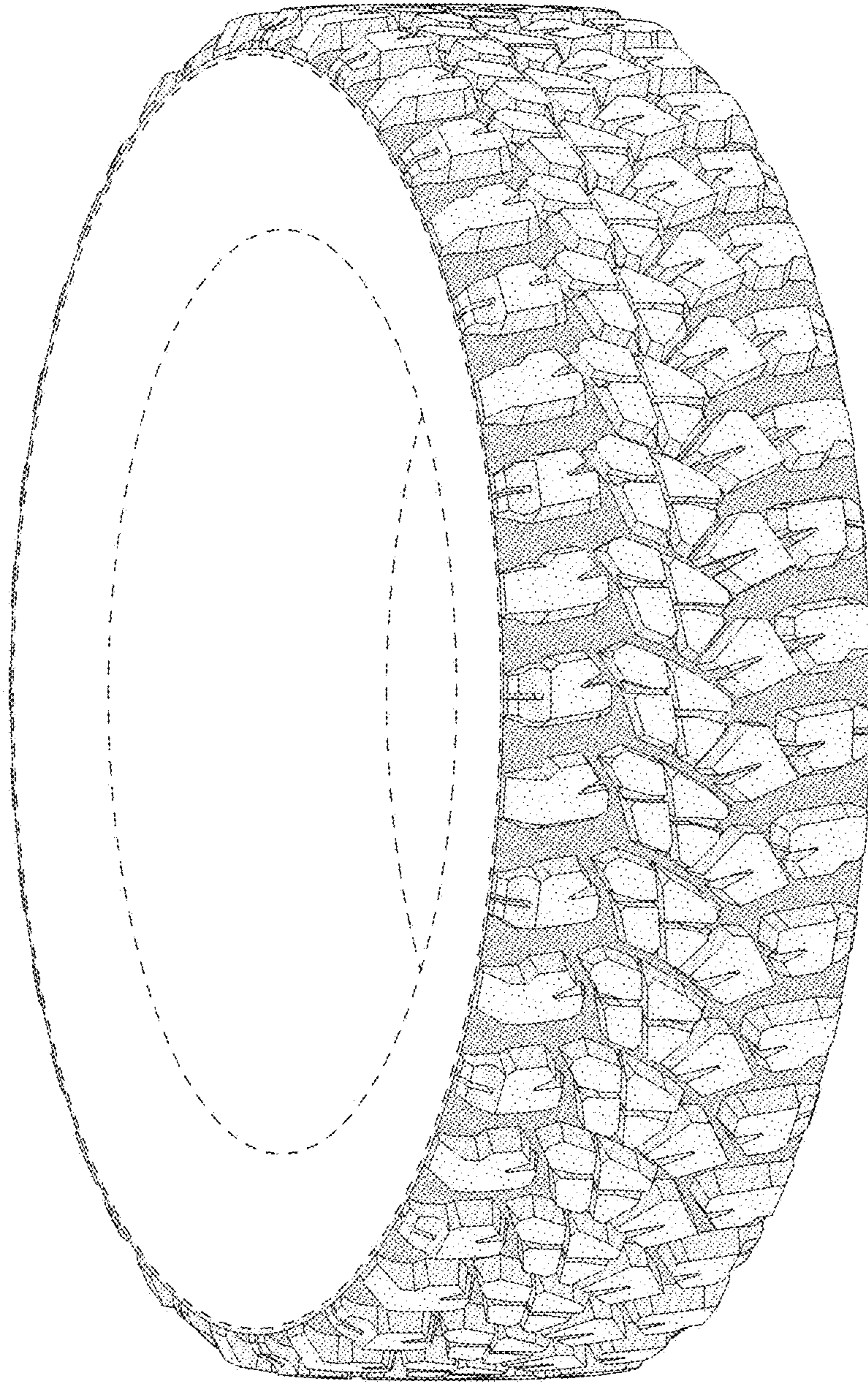


FIG - 2

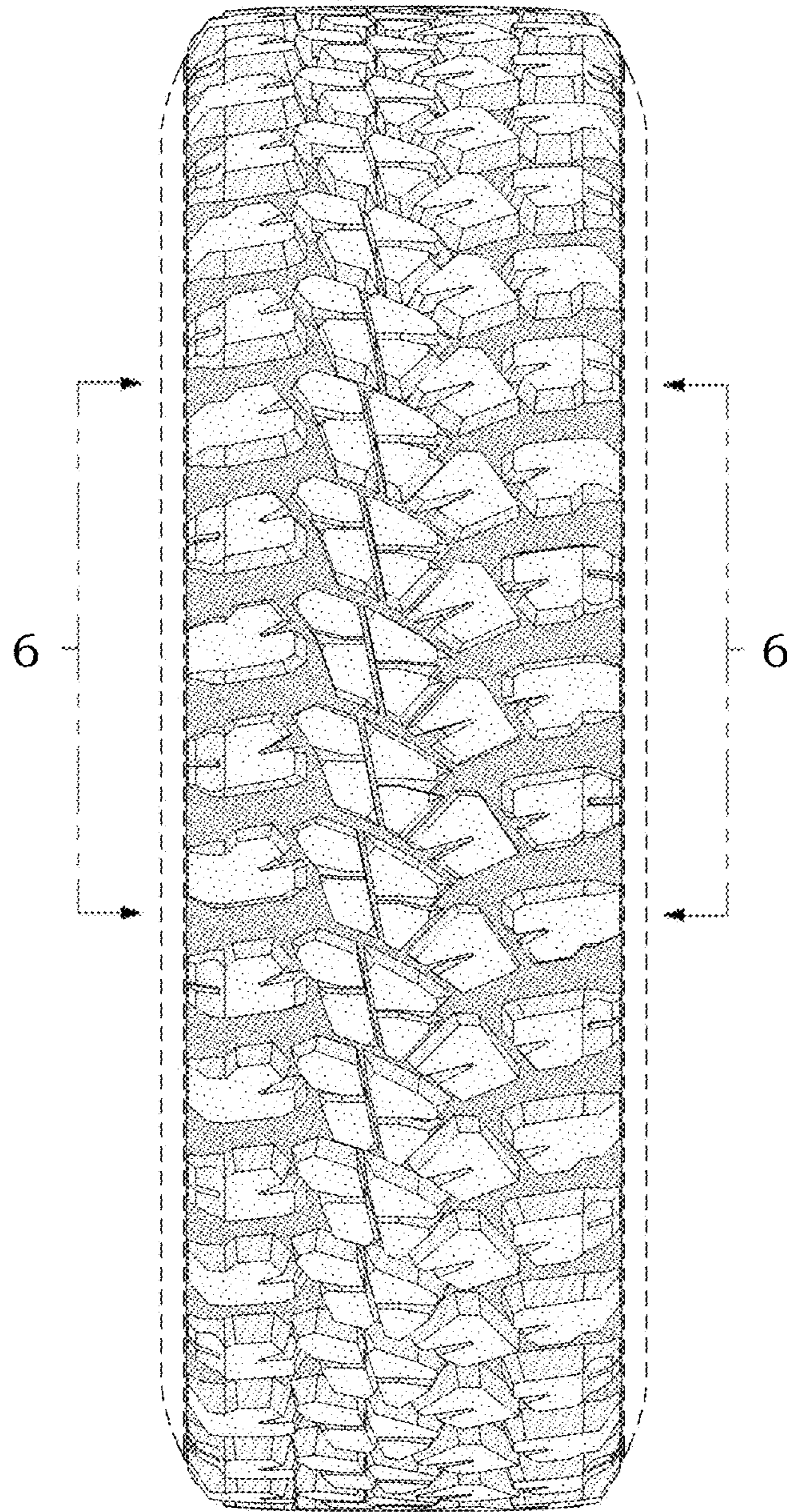


FIG - 3




FIG - 4

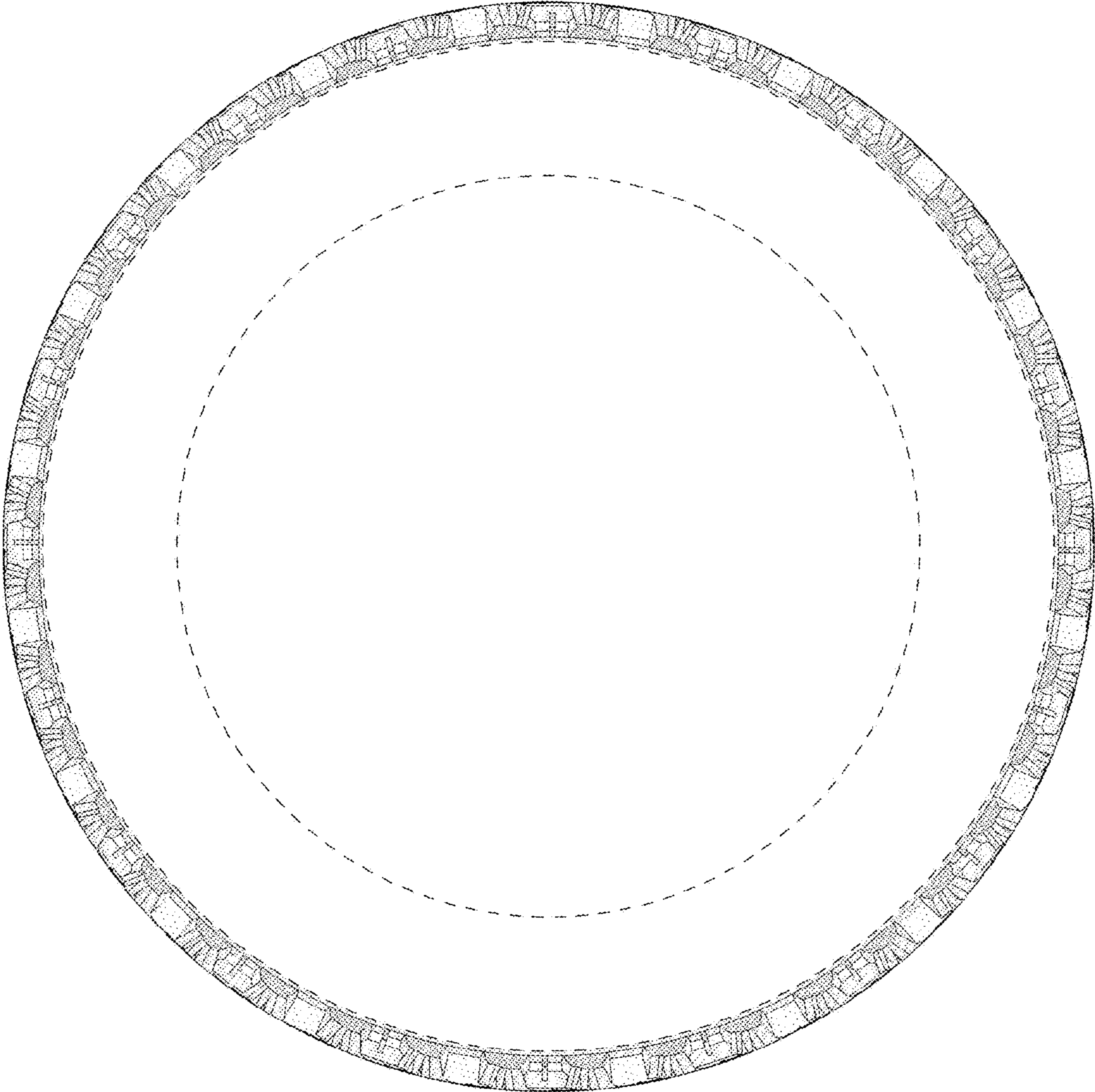


FIG - 5

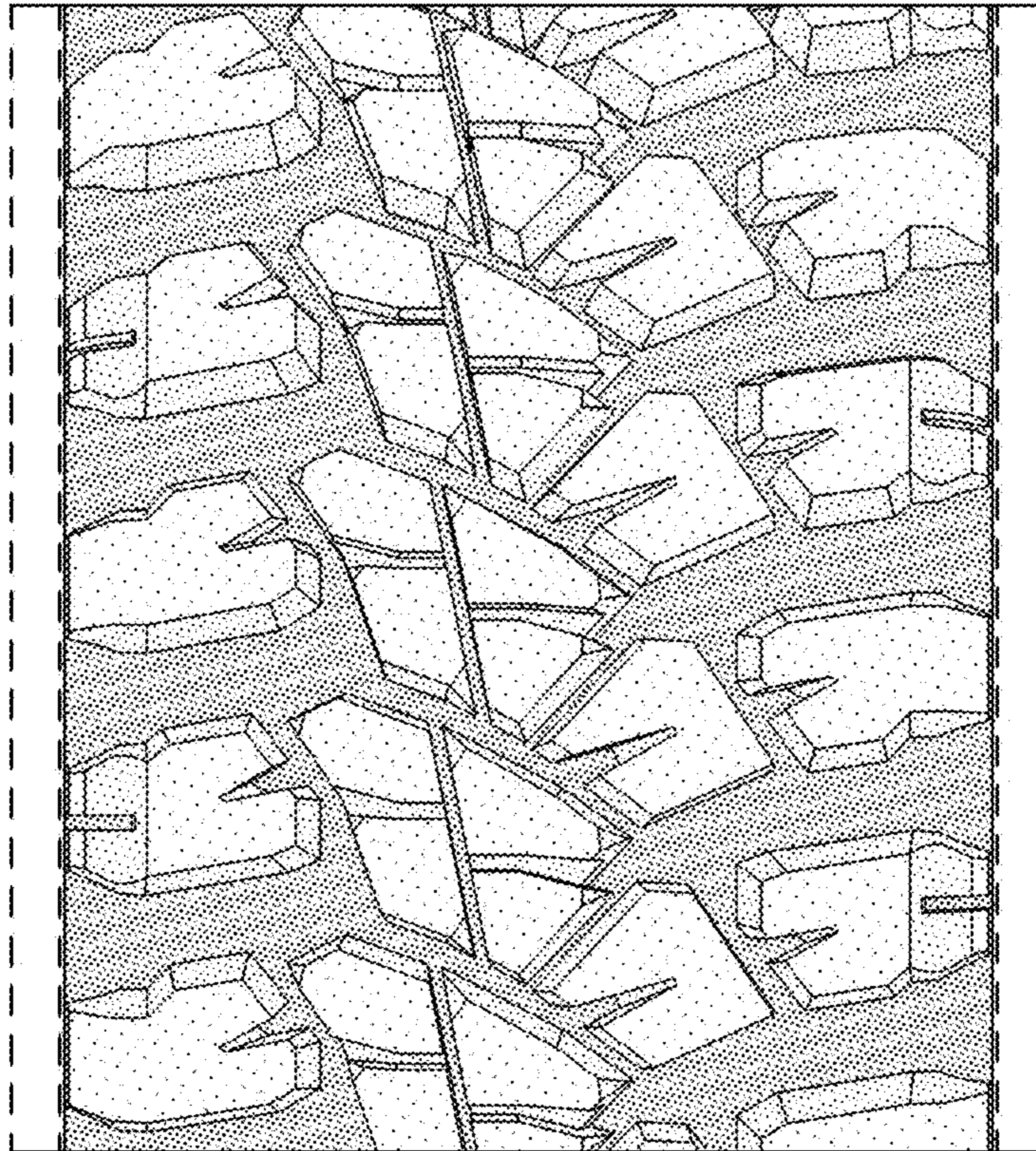


FIG - 6

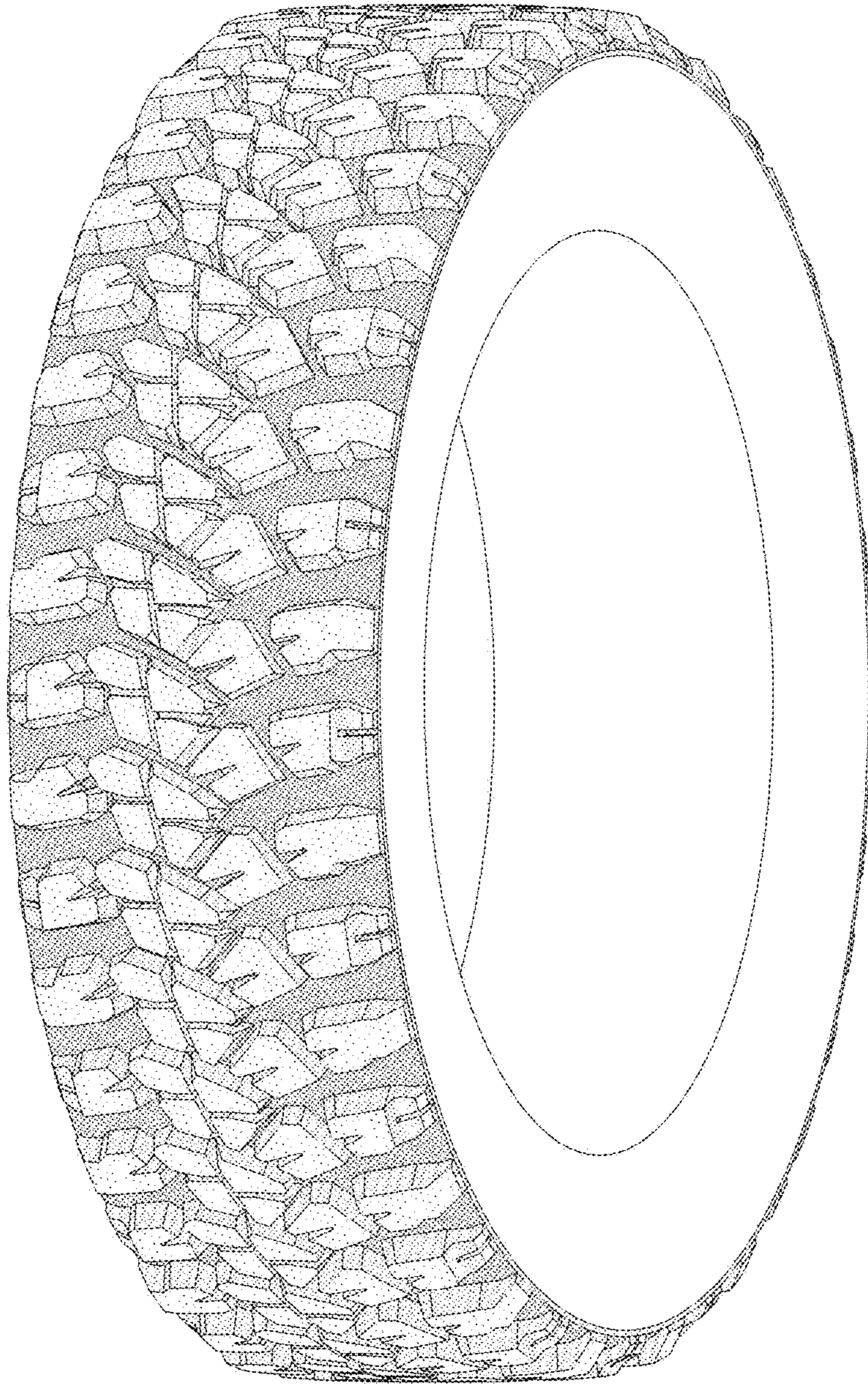


FIG - 7

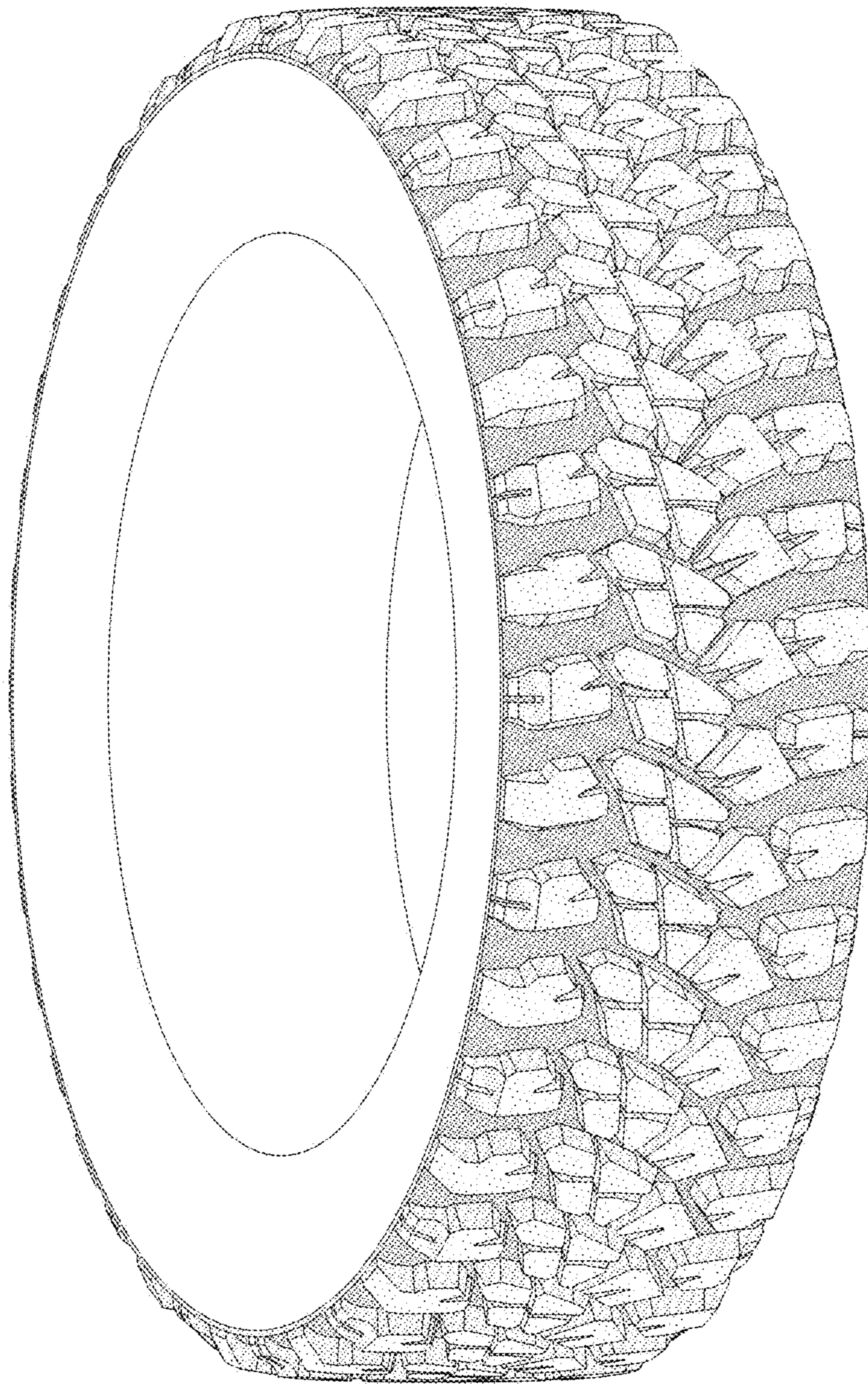


FIG - 8

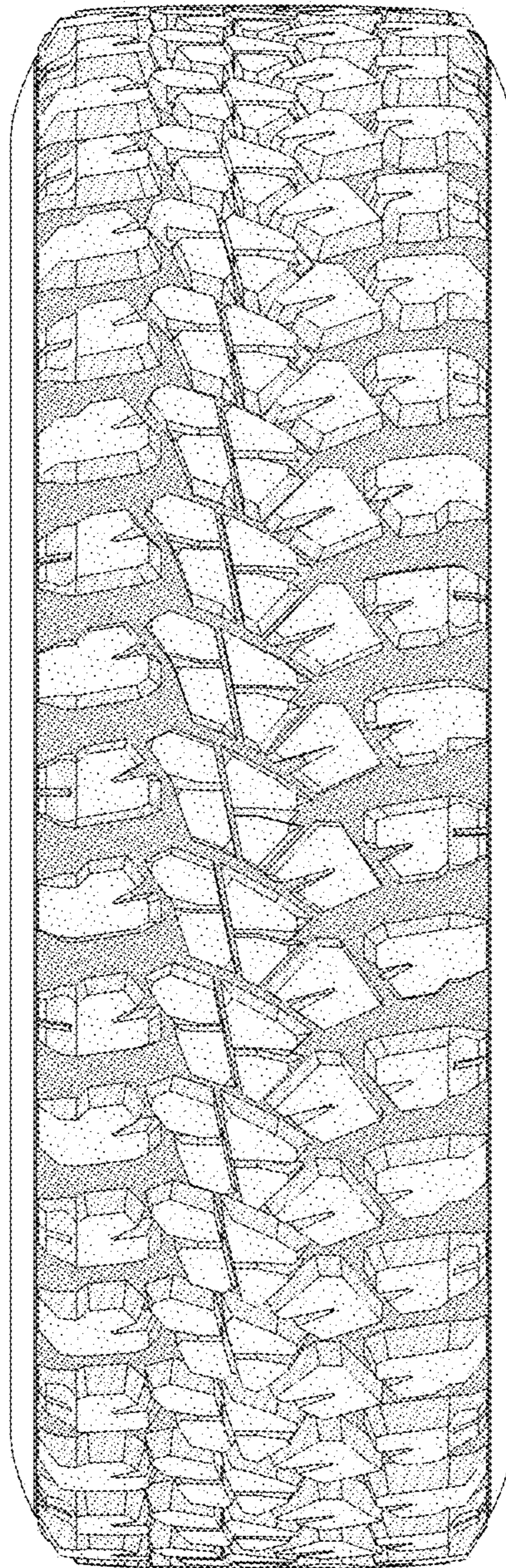


FIG - 9