



US00D956654S

(12) **United States Design Patent**
Mukti

(10) **Patent No.:** **US D956,654 S**

(45) **Date of Patent:** **** Jul. 5, 2022**

- (54) **VEHICLE WHEEL**
- (71) Applicant: **Quarsa, LLC**, Chino, CA (US)
- (72) Inventor: **Ali Mukti**, Surabaya (ID)
- (73) Assignee: **Quarsa, LLC**, Chino, CA (US)
- (**) Term: **15 Years**
- (21) Appl. No.: **29/687,829**
- (22) Filed: **Apr. 16, 2019**
- (51) **LOC (13) Cl.** **12-16**
- (52) **U.S. Cl.**
USPC **D12/209**
- (58) **Field of Classification Search**
USPC D12/204–213; D21/563
CPC B60B 7/00; B60B 7/02; B60B 7/04; B60B 7/01; B60B 7/06; B60B 3/02; B60B 3/04; B60B 3/06; B60B 3/10; B60B 1/00; B60B 1/08; B60B 1/10; B60B 1/12; B60B 5/00; B60B 5/02; B60B 21/00; B60B 21/04; B60B 21/104; B60B 1/06; B60B 3/08; A63H 17/262; B60C 15/024
See application file for complete search history.

D737,191 S *	8/2015	Chung	D12/211
D751,480 S *	3/2016	Chung	D12/209
D763,163 S *	8/2016	Chung	D12/211
D776,597 S *	1/2017	Zhao	D12/211
D790,427 S *	6/2017	Palana	D12/211
D798,789 S *	10/2017	Kong	D12/211
D826,131 S *	8/2018	Palana	D12/211
D827,541 S *	9/2018	Bucher	D12/209
D850,349 S *	6/2019	Licklitter	D12/209
D852,110 S *	6/2019	Guidry	D12/211
D852,111 S *	6/2019	Kong	D12/211
D852,706 S *	7/2019	Tran	D12/211
D856,245 S *	8/2019	Hale, Jr.	D12/209
D861,564 S *	10/2019	Dewitt	D12/209
D862,341 S *	10/2019	Kong	D12/208
D865,080 S *	10/2019	Sprowl	D21/563
D866,433 S *	11/2019	Akasawa	D12/209
D885,287 S *	5/2020	Mukti	D12/209
D887,334 S *	6/2020	Kim	D12/204
D887,938 S *	6/2020	Stone	D12/209
D888,637 S *	6/2020	Zhao	D12/209

(Continued)

Primary Examiner — Leanne Was-Englehart
(74) *Attorney, Agent, or Firm* — Snell & Wilmer L.L.P.

(57) **CLAIM**

The ornamental design for a vehicle wheel, as shown and described.

DESCRIPTION

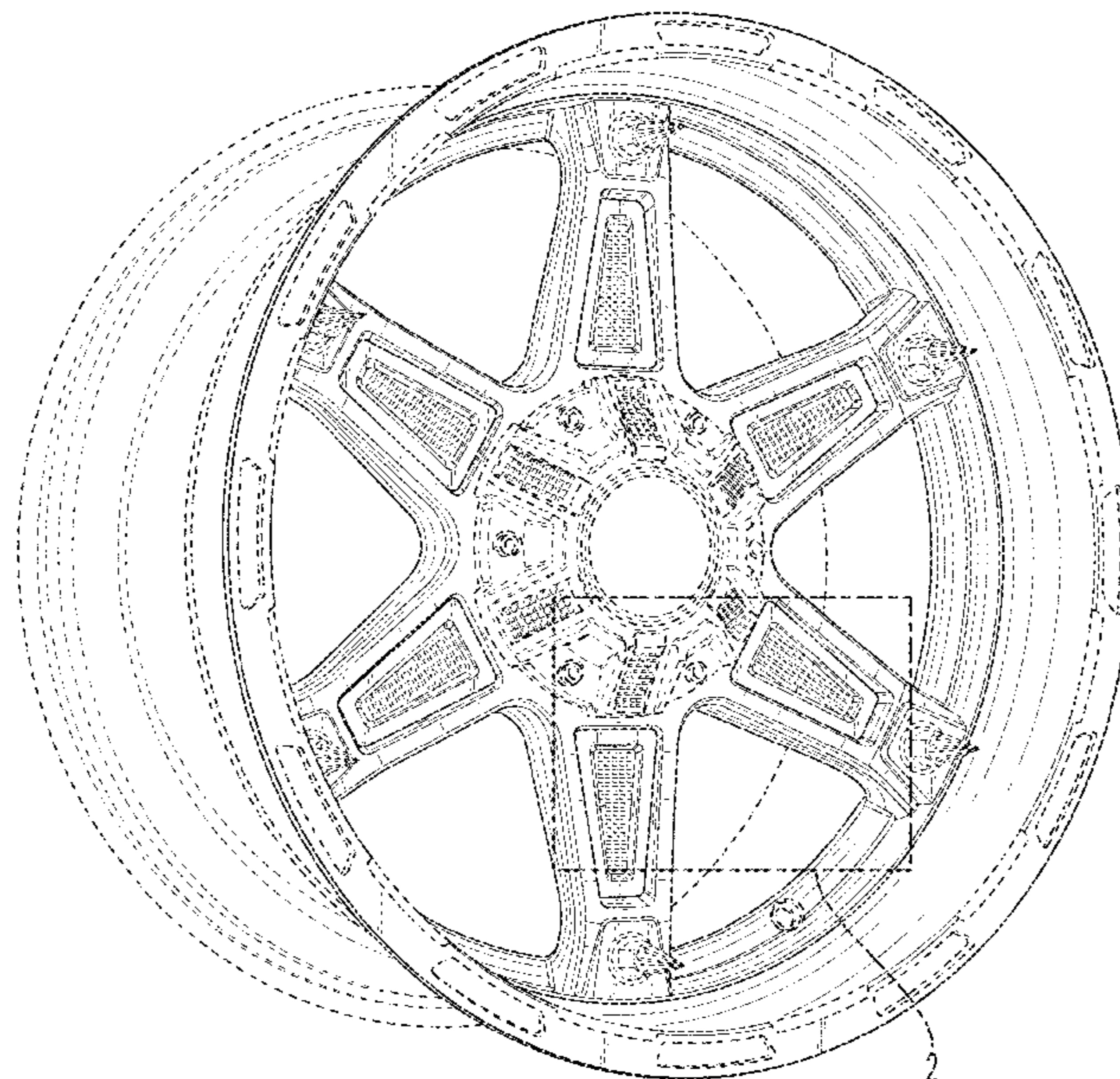
FIG. 1 is a front perspective view of the vehicle wheel showing my new design;
FIG. 2 is an enlarged view of a portion of the wheel indicated by area 2 in FIG. 1; and,
FIG. 3 is a front view of the vehicle wheel of FIG. 1.
The dot-dash broken line rectangles in FIGS. 1 & 2 depict the limits of the enlarged views and form no part of the claimed design.
The broken lines depict portions of the vehicle wheel that form no part of the claimed design.

1 Claim, 3 Drawing Sheets

(56) **References Cited**

U.S. PATENT DOCUMENTS

D446,493 S *	8/2001	Sulahian	D12/211
D449,267 S *	10/2001	Fitzgerald	D12/211
D518,766 S *	4/2006	Burns	D12/211
D578,458 S *	10/2008	Cortes	D12/211
D585,808 S *	2/2009	Hetrick	D12/211
D617,721 S *	6/2010	Zhao	D12/211
D623,114 S *	9/2010	Geisler	D12/211
D653,599 S *	2/2012	Zhao	D12/211
D670,227 S *	11/2012	Chung	D12/211
D684,518 S *	6/2013	Zhao	D12/211
D727,829 S *	4/2015	Chung	D12/211
D733,025 S *	6/2015	Chung	D12/211



(56)

References Cited

U.S. PATENT DOCUMENTS

D888,638 S *	6/2020	Zhao	D12/209
D889,358 S *	7/2020	Williams	D12/209
D889,374 S *	7/2020	Lee	D12/211
D892,701 S *	8/2020	Cox	D12/209
D894,076 S *	8/2020	Lee	D12/209
D908,058 S *	1/2021	Mukti	D12/209

* cited by examiner

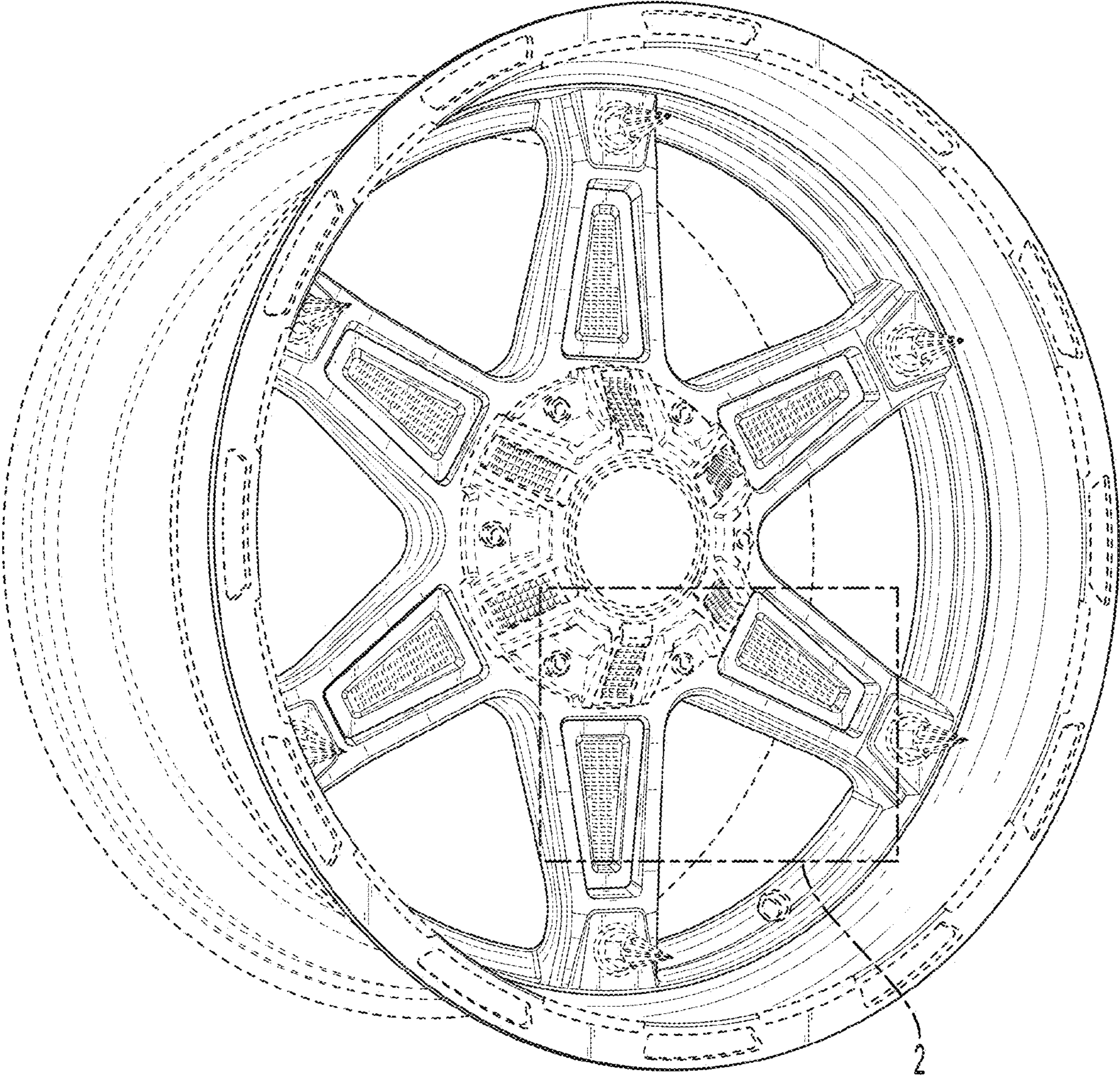


FIG. 1

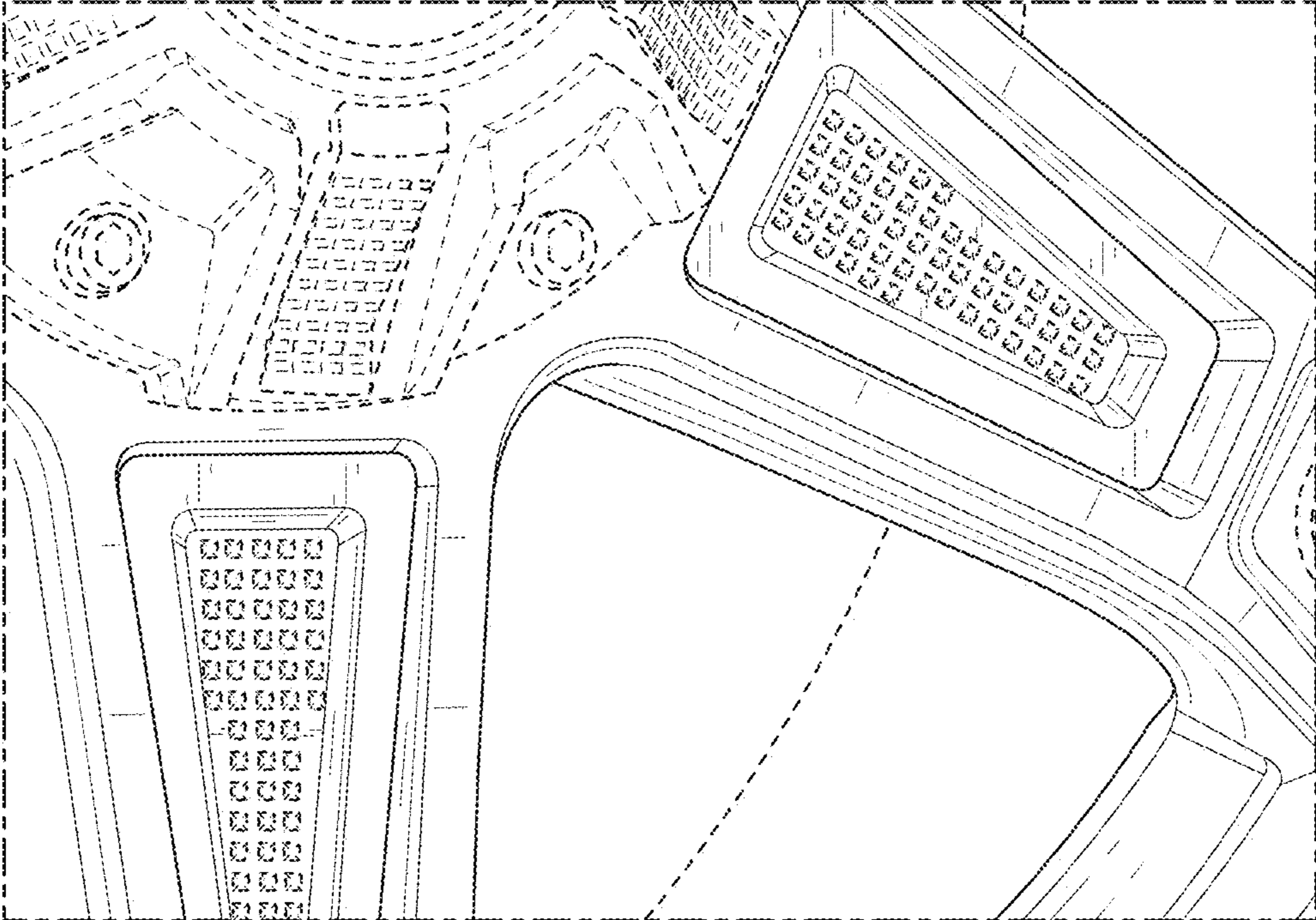


FIG. 2




FIG. 3